

Supplement

List of 159 peer-reviewed literature after data quality control:

Agathokleous, E., Saitanis, C. J., Stamatelopoulos, D., Mouzaki-Paxinou, A.-C., Paoletti, E., and Manning, W. J.: Olive oil for dressing plant leaves so as to avoid O₃ injury, *Water Air Soil Poll*, 227, 10.1007/s11270-016-2986-9, 2016.

Akhtar, N., Yamaguchi, M., Inada, H., Hoshino, D., Kondo, T., and Izuta, T.: Effects of ozone on growth, yield and leaf gas exchange rates of two Bangladeshi cultivars of wheat (*Triticum aestivum* L.), *Environ Pollut*, 158, 1763-1767, 10.1016/j.envpol.2009.11.011, 2010.

Akhtar, N., Yamaguchi, M., Inada, H., Hoshino, D., Kondo, T., Fukami, M., Funada, R., and Izuta, T.: Effects of ozone on growth, yield and leaf gas exchange rates of four Bangladeshi cultivars of rice (*Oryza sativa* L.), *Environ Pollut*, 158, 2970-2976, 10.1016/j.envpol.2010.05.026, 2010.

Anderson, P. D., Houppis, J. L., Helms, J. A., and Momen, B.: Seasonal variation of gas exchange and pigmentation in branches of three grafted clones of mature ponderosa pine exposed to ozone and acid rain, *Environ Pollut*, 97, 253-263, 10.1016/s0269-7491(97)00093-6, 1997.

Ashrafuzzaman, M., Lubna, F. A., Holtkamp, F., Manning, W. J., Kraska, T., and Frei, M.: Diagnosing ozone stress and differential tolerance in rice (*Oryza sativa* L.) with ethylenediurea (EDU), *Environ Pollut*, 230, 339-350, 10.1016/j.envpol.2017.06.055, 2017.

Bagard, M., Jolivet, Y., Hasenfratz-Sauder, M. P., Gerard, J., Dizengremel, P., and Le Thiec, D.: Ozone exposure and flux-based response functions for photosynthetic traits in wheat, maize and poplar, *Environ Pollut*, 206, 411-420, 10.1016/j.envpol.2015.07.046, 2015.

Barnes, J. D. and Pfirrmann, T.: The influence of CO₂ and O₃, singly and in combination, on gas exchange, growth and nutrient status of radish (*Raphanus sativus* L.), *The New phytologist*, 121, 403-412, 10.1111/j.1469-8137.1992.tb02940.x, 1992.

Beyers, J. L., Riechers, G. H., and Temple, P. J.: Effects of long-term ozone exposure and drought on the photosynthetic capacity of ponderosa pine (*Pinus ponderosa* Laws.), *The New phytologist*, 122, 81-90, 10.1111/j.1469-8137.1992.tb00055.x, 1992.

Biswas, D. K., Xu, H., Li, Y. G., Ma, B. L., and Jiang, G. M.: Modification of photosynthesis and growth responses to elevated CO₂ by ozone in two cultivars of winter wheat with different years of release, *J Exp Bot*, 64, 1485-1496, 10.1093/jxb/ert005, 2013.

Biswas, D. K., Xu, H., Li, Y. G., Sun, J. Z., Wang, X. Z., Han, X. G., and Jiang, G. M.: Genotypic differences in leaf biochemical, physiological and growth responses to ozone in 20 winter wheat cultivars released over the past 60 years, *Global Change Biol.*, 14, 46-59, <https://doi.org/10.1111/j.1365-2486.2007.01477.x>, 2008.

Blumenrother, M. C., Low, M., Matyssek, R., and Osswald, W.: Flux-based response of sucrose and starch in leaves of adult beech trees (*Fagus sylvatica* L.) under chronic free-air O₃ fumigation, *Plant Biology*, 9, 207-214, 10.1055/s-2006-924565, 2007.

Booker, F. L., Burkey, K. O., Pursley, W. A., and Heagle, A. S.: Elevated carbon dioxide and ozone effects on peanut: I. Gas-exchange, biomass, and leaf chemistry, *Crop Sci*, 47, 1475-1487, 10.2135/cropsci2006.08.0537, 2007.

Booker, F. L., Miller, J. E., Fiscus, E. L., Pursley, W. A., and Stefanski, L. A.: Comparative responses of container-versus ground-grown soybean to elevated carbon dioxide and ozone, *Crop Sci*, 45, 883-895, 10.2135/cropsci2004.0198, 2005.

Bortier, K., Vandermeiren, K., De Temmerman, L., and Ceulemans, R.: Growth, photosynthesis and ozone uptake of young beech (*Fagus sylvatica* L.) in response to different ozone exposures, *Trees*, 15, 75-82, 10.1007/s004680000076, 2001.

Burkart, S., Bender, J., Tarkotta, B., Faust, S., Castagna, A., Ranieri, A., and Weigel, H. J.: Effects of ozone on leaf senescence, photochemical efficiency and grain yield in two winter wheat cultivars, *J Agron Crop Sci*, 199, 275-285, <https://doi.org/10.1111/jac.12013>, 2013.

Cardoso-Vilhena, J. and Barnes, J.: Does nitrogen supply affect the response of wheat (*Triticum aestivum* cv. Hanno) to the combination of elevated CO₂ and O₃?, *J Exp Bot*, 52, 1901-1911, 10.1093/jexbot/52.362.1901, 2001.

Cardoso-Vilhena, J., Balaguer, L., Eamus, D., Ollerenshaw, J., and Barnes, J.: Mechanisms underlying the amelioration of O₃-induced damage by elevated atmospheric concentrations of CO₂, *J Exp Bot*, 55, 771-781, 10.1093/jxb/erh080, 2004.

Castagna, A., Di Baccio, D., Ranieri, A. M., Sebastiani, L., and Tognetti, R.: Effects of combined ozone and cadmium stresses on leaf traits in two poplar clones, *Environ Sci Pollut Res Int*, 22, 2064-2075, 10.1007/s11356-014-3481-8, 2015.

Castagna, A., Di Baccio, D., Tognetti, R., Ranieri, A., and Sebastiani, L.: Differential ozone sensitivity interferes with cadmium stress in poplar clones, *Biol Plantarum*, 57, 313-324, 10.1007/s10535-012-0274-0, 2013.

Chaudhary, N., Bonfil, D. J., and Tas, E.: Physiological and yield responses of spring wheat cultivars under realistic and acute levels of ozone, *Atmosphere*, 12, 10.3390/atmos12111392, 2021.

Chen, C. P., Frei, M., and Wissuwa, M.: The OzT8 locus in rice protects leaf carbon assimilation rate and photosynthetic capacity under ozone stress, *Plant Cell Environ*, 34, 1141-1149, 10.1111/j.1365-3040.2011.02312.x, 2011.

Cocozza, C., Paoletti, E., Mrak, T., Zavadlav, S., Levanič, T., Kraigher, H., Giovannelli, A., and Hoshika, Y.: Isotopic and water relation responses to ozone and water stress in seedlings of three oak species with different adaptation strategies, 10.3390/f11080864, 2020.

Contran, N. and Paoletti, E.: Visible foliar injury and physiological responses to ozone in Italian provenances of *Fraxinus excelsior* and *F. ornus*, *Scientific World Journal*, 7 Suppl 1, 90-97, 10.1100/tsw.2007.10, 2007.

De Bock, M., Ceulemans, R., Horemans, N., Guisez, Y., and Vandermeiren, K.: Photosynthesis and crop growth of spring oilseed rape and broccoli under elevated tropospheric ozone, *Environ Exp Bot*, 82, 28-36, 10.1016/j.envexpbot.2012.03.008, 2012.

Dhevagi, P., Ramya, A., Poornima, R., and Priyatharshini, S.: Response of blackgram cultivars to elevated tropospheric ozone, *Madras Agricultural Journal*, 108, 10.29321/maj.10.000562, 2021.

Donnelly, A., Craigon, J., Black, C. R., Colls, J. J., and Landon, G.: Does elevated CO₂ ameliorate the impact of O₃ on chlorophyll content and photosynthesis in potato (*Solanum tuberosum*)?, *Physiologia Plantarum*, 111, 501-511, 10.1034/j.1399-3054.2001.1110410.x, 2001.

Dumont, J., Cohen, D., Gerard, J., Jolivet, Y., Dizengremel, P., and D, L. E. T.: Distinct responses to ozone of abaxial and adaxial stomata in three Euramerican poplar genotypes, *Plant Cell Environ*, 37, 2064-2076, 10.1111/pce.12293, 2014.

Dumont, J., Spicher, F., Montpied, P., Dizengremel, P., Jolivet, Y., and Le Thiec, D.: Effects of ozone on stomatal responses to environmental parameters (blue light, red light, CO₂ and vapour pressure deficit) in three *Populus deltoides* × *Populus nigra* genotypes, *Environ Pollut*, 173, 85-96, <https://doi.org/10.1016/j.envpol.2012.09.026>, 2013.

Dusart, N., Gérard, J., Le Thiec, D., Collignon, C., Jolivet, Y., and Vaultier, M.-N.: Integrated analysis of the detoxification responses of two Euramerican poplar genotypes exposed to ozone and water deficit: Focus on the ascorbate-glutathione cycle, *Sci Total Environ*, 651, 2365-2379, <https://doi.org/10.1016/j.scitotenv.2018.09.367>, 2019.

Dusart, N., Vaultier, M.-N., Olry, J.-C., Buré, C., Gérard, J., Jolivet, Y., and Le Thiec, D.: Altered stomatal dynamics of two Euramerican poplar genotypes submitted to successive ozone exposure and water deficit, *Environ Pollut*, 252, 1687-1697, <https://doi.org/10.1016/j.envpol.2019.06.110>, 2019.

Elvira, S., Alonso, R., Inclán, R., Bermejo, V., Castillo, F. J., and Gimeno, B. S.: Ozone effects on Aleppo pine seedlings (*Pinus halepensis* Mill.) grown in open-top chambers, *Water Air Soil Poll*, 85, 1387-1392, <https://doi.org/10.1007/BF00477175>, 1995.

Fares, S., Oksanen, E., Länneppää, M., Julkunen-Tiitto, R., and Loreto, F.: Volatile emissions and phenolic compound concentrations along a vertical profile of *Populus nigra* leaves exposed to realistic ozone concentrations, *Photosynth Res*, 104, 61-74, [10.1007/s11120-010-9549-5](https://doi.org/10.1007/s11120-010-9549-5), 2010.

Feng, Z., Calatayud, V., Zhu, J., and Kobayashi, K.: Ozone exposure- and flux-based response relationships with photosynthesis of winter wheat under fully open air condition, *Sci Total Environ*, 619-620, 1538-1544, [10.1016/j.scitotenv.2017.10.089](https://doi.org/10.1016/j.scitotenv.2017.10.089), 2018.

Feng, Z., Pang, J., Kobayashi, K., Zhu, J., and Ort, D. R.: Differential responses in two varieties of winter wheat to elevated ozone concentration under fully open-air field conditions, *Global Change Biol.*, 17, 580-591, [10.1111/j.1365-2486.2010.02184.x](https://doi.org/10.1111/j.1365-2486.2010.02184.x), 2011.

Feng, Y., Nguyen, T. H., Alam, M. S., Emberson, L., Gaiser, T., Ewert, F., and Frei, M.: Identifying and modelling key physiological traits that confer tolerance or sensitivity to ozone in winter wheat, *Environ Pollut*, 304, 119251, [10.1016/j.envpol.2022.119251](https://doi.org/10.1016/j.envpol.2022.119251), 2022.

Fernandez-Bayon, J. M., Barnes, J. D., Ollerenshaw, J. H., and Davison, A. W.: Physiological effects of ozone on cultivars of watermelon (*Citrullus lanatus*) and muskmelon (*Cucumis melo*) widely grown in Spain, *Environ Pollut*, 81, 199-206, [https://doi.org/10.1016/0269-7491\(93\)90202-Y](https://doi.org/10.1016/0269-7491(93)90202-Y), 1993.

Fontaine, V., Pelloux, J., Podor, M., Afif, D., Gérant, D., Grieu, P., and Dizengremel, P.: Carbon fixation in *Pinus halepensis* submitted to ozone. Opposite response of ribulose-1,5-bisphosphate carboxylase/oxygenase and phosphoenolpyruvate carboxylase, *Physiologia Plantarum*, 105, 187-192, <https://doi.org/10.1034/j.1399-3054.1999.105201.x>, 1999.

Fu, Y., Zhao, T. H., Sun, J. W., Cao, Y., H, Y., Xu, L., and Shi, Y.: Effects of elevated ozone concentration on maize photosynthesis and grain quality(In Chinese), *Acta Agriculturae Boreali-Sinica*, 23, 120-124, 2008.

Fusaro, L., Palma, A., Salvatori, E., Basile, A., Maresca, V., Asadi Karam, E., and Manes, F.: Functional indicators of response mechanisms to nitrogen deposition, ozone, and their interaction in two Mediterranean tree species, *Plos One*, 12, e0185836, 10.1371/journal.pone.0185836, 2017.

Gao, F., Calatayud, V., García-Breijo, F., Reig-Armiñana, J., and Feng, Z.: Effects of elevated ozone on physiological, anatomical and ultrastructural characteristics of four common urban tree species in China, *Ecol Indic*, 67, 367-379, <https://doi.org/10.1016/j.ecolind.2016.03.012>, 2016.

Ghosh, A., Agrawal, M., and Agrawal, S. B.: Effect of water deficit stress on an Indian wheat cultivar (*Triticum aestivum* L. HD 2967) under ambient and elevated level of ozone, *Sci Total Environ*, 714, 136837, 10.1016/j.scitotenv.2020.136837, 2020.

Ghosh, A., Pandey, A. K., Agrawal, M., and Agrawal, S. B.: Assessment of growth, physiological, and yield attributes of wheat cultivar HD 2967 under elevated ozone exposure adopting timely and delayed sowing conditions, *Environ Sci Pollut R*, 27, 17205-17220, 10.1007/s11356-020-08325-y, 2020.

Guidi, L., Remorini, D., Cotrozzi, L., Giordani, T., Lorenzini, G., Massai, R., Nali, C., Natali, L., Pellegrini, E., Trivellini, A., Vangelisti, A., Vernieri, P., and Landi, M.: The harsh life of an urban tree: the effect of a single pulse of ozone in salt-stressed *Quercus ilex* saplings, *Tree Physiol*, 37, 246-260, 10.1093/treephys/tpw103, 2017.

Hanson, P. J., Samuelson, L. J., Wullschleger, S. D., Tabberer, T. A., and Edwards, G. S.: Seasonal patterns of light-saturated photosynthesis and leaf conductance for mature and seedling *Quercus rubra* L. foliage: differential sensitivity to ozone exposure, *Tree Physiol*, 14, 1351-1366, 10.1093/treephys/14.12.1351, 1994.

Harmens, H., Hayes, F., Sharps, K., Mills, G., and Calatayud, V.: Leaf traits and photosynthetic responses of *Betula pendula* saplings to a range of ground-level ozone concentrations at a range of nitrogen loads, *J Plant Physiol*, 211, 42-52, <https://doi.org/10.1016/j.jplph.2017.01.002>, 2017.

Harmens, H., Hayes, F., Sharps, K., Radbourne, A., and Mills, G.: Can reduced irrigation mitigate ozone impacts on an ozone-sensitive African wheat variety?, *Plants (Basel)*, 8, 10.3390/plants8070220, 2019.

Hartikainen, K., Riikonen, J., Nerg, A.-M., Kivimäenpää, M., Ahonen, V., Tervahauta, A., Kärenlampi, S., Mäenpää, M., Rousi, M., Kontunen-Soppela, S., Oksanen, E., and Holopainen, T.: Impact of elevated temperature and ozone on the emission of volatile organic compounds and gas exchange of silver birch (*Betula pendula* Roth), *Environ Exp Bot*, 84, 33-43, <https://doi.org/10.1016/j.envexpbot.2012.04.014>, 2012.

Hatata, M., Badar, R., Ibrahim, M., and Hassan, I.: Respective and interactive effects of O₃ and CO₂ and drought stress on photosynthesis, stomatal conductance, antioxidative ability and yield of wheat plants, *Current World Environment Journal*, 8, 409-417, <http://dx.doi.org/10.12944/CWE.8.3.10>, 2013.

Havranek, W. M., Wieser, G., and Bodner, M.: Ozone fumigation of Norway spruce at timberline, *Ann Forest Sci*, 46, 581s-585s, <https://doi.org/10.1051/forest:198905ART0132>, 1989.

Hayes, F., Wagg, S., Mills, G., Wilkinson, S., and Davies, W.: Ozone effects in a drier climate: implications for stomatal fluxes of reduced stomatal sensitivity to soil drying in a typical grassland species, *Global Change Biol.*, 18, 948-959, <https://doi.org/10.1111/j.1365-2486.2011.02613.x>, 2012.

Herbinger, K., Then, C., Löw, M., Haberer, K., Alexou, M., Koch, N., Remele, K., Heerdt, C., Grill, D., Rennenberg, H., Häberle, K. H., Matyssek, R., Tausz, M., and Wieser, G.: Tree age dependence and within-canopy variation of leaf gas exchange and antioxidative defence in *Fagus sylvatica* under experimental free-air ozone exposure, *Environ Pollut*, 137, 476-482, <https://doi.org/10.1016/j.envpol.2005.01.034>, 2005.

Hoshika, Y., Watanabe, M., Inada, N., and Koike, T.: Ozone-induced stomatal sluggishness develops progressively in Siebold's beech (*Fagus crenata*), *Environ Pollut*, 166, 152-156, [10.1016/j.envpol.2012.03.013](https://doi.org/10.1016/j.envpol.2012.03.013), 2012.

Hoshika, Y., Watanabe, M., Inada, N., and Koike, T.: Model-based analysis of avoidance of ozone stress by stomatal closure in Siebold's beech (*Fagus crenata*), *Ann Bot*, 112, 1149-1158, [10.1093/aob/mct166](https://doi.org/10.1093/aob/mct166), 2013.

Inada, H., Kondo, T., Akhtar, N., Hoshino, D., Yamaguchi, M., and Izuta, T.: Relationship between cultivar difference in the sensitivity of net photosynthesis to ozone and reactive oxygen species scavenging system in Japanese winter wheat (*Triticum aestivum*), *Physiologia Plantarum*, 146, 217-227, <https://doi.org/10.1111/j.1399-3054.2012.01618.x>, 2012.

Kamal, M. Z. U., Yamaguchi, M., Kinose, Y., and Izuta, T.: Mitigation mechanism of ozone-induced reduction in net photosynthesis of Bangladeshi wheat under soil salinity stress, *Photosynthetica*, 57, 1025-1034, 10.32615/ps.2019.115, 2019.

Karlsson, P. E., Medin, E. L., Wallin, G., Selldén, G., and Skärby, L.: Effects of ozone and drought stress on the physiology and growth of two clones of Norway spruce (*Picea abies*), *The New phytologist*, 136, 265-275, <https://doi.org/10.1046/j.1469-8137.1997.00735.x>, 1997.

Kellomäki, S. and Wang, K. Y.: Effects of elevated O₃ and CO₂ concentrations on photosynthesis and stomatal conductance in Scots pine, *Plant Cell Environ*, 20, 995-1006, <https://doi.org/10.1111/j.1365-3040.1997.tb00676.x>, 1997.

Kinose, Y., Fukamachi, Y., Okabe, S., Hiroshima, H., Watanabe, M., and Izuta, T.: Nutrient supply to soil offsets the ozone-induced growth reduction in *Fagus crenata* seedlings, *Trees*, 31, 259-272, 10.1007/s00468-016-1481-7, 2016.

Kitao, M., Komatsu, M., Yazaki, K., Kitaoka, S., and Tobita, H.: Growth overcompensation against O₃ exposure in two Japanese oak species, *Quercus mongolica* var. *crispula* and *Quercus serrata*, grown under elevated CO₂, *Environ Pollut*, 206, 133-141, <https://doi.org/10.1016/j.envpol.2015.06.034>, 2015.

Kittipornkul, P., Krobthong, S., Yingchutrakul, Y., and Thiravetyan, P.: Mechanisms of ozone responses in sensitive and tolerant mungbean cultivars, *Sci Total Environ*, 800, 149550, 10.1016/j.scitotenv.2021.149550, 2021.

Kivimäenpää, M., Riikonen, J., Ahonen, V., Tervahauta, A., and Holopainen, T.: Sensitivity of Norway spruce physiology and terpenoid emission dynamics to elevated ozone and elevated temperature under open-field exposure, *Environ Exp Bot*, 90, 32-42, <https://doi.org/10.1016/j.envexpbot.2012.11.004>, 2013.

Kronfuß, G., Polle, A., Tausz, M., Havranek, W. M., and Wieser, G.: Effects of ozone and mild drought stress on gas exchange, antioxidants and chloroplast pigments in current-year needles of young Norway spruce [*Picea abies* (L.) Karst.], *Trees*, 12, 482-489, 10.1007/PL00009730, 1998.

Kumari, S., Agrawal, M., and Singh, A.: Effects of ambient and elevated CO₂ and ozone on physiological characteristics, antioxidative defense system and metabolites of potato in relation to ozone flux, *Environ Exp Bot*, 109, 276-287, <https://doi.org/10.1016/j.envexpbot.2014.06.015>, 2015.

Le Thiec, D. and Manninen, S.: Ozone and water deficit reduced growth of Aleppo pine seedlings, *Plant Physiol Bioch*, 41, 55-63, 10.1016/s0981-9428(02)00009-8, 2003.

Leonardi, S. and Langebartels, C.: Fall exposure of beech saplings (*Fagus sylvatica* L.) to ozone and simulated acidic mist: Effects on gas exchange and leachability, *Water Air Soil Poll*, 54, 143-153, 10.1007/BF00298661, 1990.

Leverenz, J. W., Paludan-MÜLLer, G., and Saxe, H.: Response to three seasons of elevated ozone in the progeny of healthy and unhealthy Norway spruce trees from a plantation with the 'top dying' syndrome, *The New phytologist*, 142, 259-270, <https://doi.org/10.1046/j.1469-8137.1999.00387.x>, 1999.

Li, L., Manning, W. J., Tong, L., and Wang, X.: Chronic drought stress reduced but not protected Shantung maple (*Acer truncatum* Bunge) from adverse effects of ozone (O₃) on growth and physiology in the suburb of Beijing, China, *Environ Pollut*, 201, 34-41, <https://doi.org/10.1016/j.envpol.2015.02.023>, 2015.

Li, S., Feng, Z., Yuan, X., Wang, M., and Agathokleous, E.: Elevated ozone inhibits isoprene emission of a diploid and a triploid genotype of *Populus tomentosa* by different mechanisms, *J Exp Bot*, 73, 6449-6462, 10.1093/jxb/erac288, 2022.

Li, C., Zhu, J., Zeng, Q., Luo, K., Liu, B., Liu, G., and Tang, H.: Different responses of transgenic Bt rice and conventional rice to elevated ozone concentration, *Environ Sci Pollut Res Int*, 24, 8352-8362, 10.1007/s11356-017-8508-5, 2017.

Lippert, M., Steiner, K., Payer, H.-D., Simons, S., Langebartels, C., and Sandermann, H.: Assessing the impact of ozone on photosynthesis of European beech (*Fagus sylvatica* L.) in environmental chambers, *Trees*, 10, 268-275, 10.1007/BF02185679, 1996.

Llusia, J., Bermejo-Bermejo, V., Calvete-Sogo, H., and Penuelas, J.: Decreased rates of terpene emissions in *Ornithopus compressus* L. and *Trifolium striatum* L. by ozone exposure and nitrogen fertilization, *Environ Pollut*, 194, 69-77, 10.1016/j.envpol.2014.06.038, 2014.

Löw, M., Häberle, K. H., Warren, C. R., and Matyssek, R.: O₃ flux-related responsiveness of photosynthesis, respiration, and stomatal conductance of adult *Fagus sylvatica* to experimentally enhanced Free-Air O₃ exposure, *Plant Biology*, 9, 197-206, <https://doi.org/10.1055/s-2006-924656>, 2007.

Ma, Y. Z., Yang, X. L., Xu, Y. S., and Feng, Z. Z.: Response of key parameters of leaf photosynthetic models to increased ozone concentration in four common trees (in Chinese, *Chinese Journal of Plant Ecology*, 46, 321-329, 2022.

Maenpaa, M., Riikonen, J., Kontunen-Soppela, S., Rousi, M., and Oksanen, E.: Vertical profiles reveal impact of ozone and temperature on carbon assimilation of *Betula pendula* and *Populus tremula*, *Tree Physiol*, 31, 808-818, [10.1093/treephys/tpr075](https://doi.org/10.1093/treephys/tpr075), 2011.

Marzuoli, R., Monga, R., Finco, A., and Gerosa, G.: Biomass and physiological responses of *Quercus robur* (L.) young trees during 2 years of treatments with different levels of ozone and nitrogen wet deposition, *Trees*, 30, 1995-2010, [10.1007/s00468-016-1427-0](https://doi.org/10.1007/s00468-016-1427-0), 2016.

Marzuoli, R., Monga, R., Finco, A., Chiesa, M., and Gerosa, G.: Increased nitrogen wet deposition triggers negative effects of ozone on the biomass production of *Carpinus betulus* L. young trees, *Environ Exp Bot*, 152, 128-136, <https://doi.org/10.1016/j.envexpbot.2017.10.017>, 2018.

Michael Robinson, J. and Britz, S. J.: Tolerance of a field grown soybean cultivar to elevated ozone level is concurrent with higher leaflet ascorbic acid level, higher ascorbate-dehydroascorbate redox status, and long term photosynthetic productivity, *Photosynth Res*, 64, 77-87, [10.1023/A:1026508227189](https://doi.org/10.1023/A:1026508227189), 2000.

Mikkelsen, T. N.: Physiological responses of *Fagus sylvatica* L. exposed to low levels of ozone in open-top chambers, *Trees*, 9, 355-361, [10.1007/BF00202500](https://doi.org/10.1007/BF00202500), 1995.

Miller, J. E., Booker, F. L., Fiscus, E. L., Heagle, A. S., Pursley, W. A., Vozzo, S. F., and Heck, W. W.: Ultraviolet-B radiation and ozone effects on growth, yield, and photosynthesis of soybean, *J Environ Qual*, 23, 83-91, <https://doi.org/10.2134/jeq1994.00472425002300010012x>, 1994.

Mishra, A. K. and Agrawal, S. B.: Biochemical and physiological characteristics of tropical mung bean (*Vigna radiata* L.) cultivars against chronic ozone stress: an insight to cultivar-specific response, *Protoplasma*, 252, 797-811, [10.1007/s00709-014-0717-x](https://doi.org/10.1007/s00709-014-0717-x), 2015.

Moraes, R. M., Bulbovas, P., Furlan, C. M., Domingos, M., Meirelles, S. T., Delitti, W. B. C., and Sanz, M. J.: Physiological responses of saplings of *Caesalpinia echinata* Lam., a Brazilian tree species, under ozone fumigation, *Ecotoxicology and Environmental Safety*, 63, 306-312, <https://doi.org/10.1016/j.ecoenv.2004.10.009>, 2006.

Noble, R. D., Jensen, K. F., Ruff, B. S., and Loats, K. V.: Response of *Acer saccharum* seedlings to elevated carbon dioxide and ozone, *The Ohio Journal of Science*, 92, 60-62, 1992.

Novak, K., Schaub, M., Fuhrer, J., Skelly, J. M., Hug, C., Landolt, W., Bleuler, P., and Kräuchi, N.: Seasonal trends in reduced leaf gas exchange and ozone-induced foliar injury in three ozone sensitive woody plant species, *Environ Pollut*, 136, 33-45, <https://doi.org/10.1016/j.envpol.2004.12.018>, 2005.

Oksanen, E., Freiwald, V., Prozherina, N., and Rousi, M.: Photosynthesis of birch (*Betula pendula*) is sensitive to springtime frost and ozone, *Can J Forest Res*, 35, 703-712, 10.1139/x05-007, 2005.

Oksanen, E., Amores, G., Kokko, H., Santamaria, J. M., and Kärenlampi, L.: Genotypic variation in growth and physiological responses of Finnish hybrid aspen (*Populus tremuloides* × *P. tremula*) to elevated tropospheric ozone concentration, *Tree Physiol*, 21, 1171-1181, 10.1093/treephys/21.16.1171, 2001.

PÄÄKKÖ, N. E., Metsärinne, S., Holopainen, T., and Kärenlampi, L.: The ozone sensitivity of birch (*Betula pendula*) in relation to the developmental stage of leaves, *The New phytologist*, 132, 145-154, 10.1111/j.1469-8137.1996.tb04520.x, 1996.

Pääkkönen, E., Vahala, J., Pohjola, M., Holopainen, T., and Kärenlampi, L.: Physiological, stomatal and ultrastructural ozone responses in birch (*Betula pendula* Roth.) are modified by water stress, *Plant Cell Environ*, 21, 671-684, <https://doi.org/10.1046/j.1365-3040.1998.00303.x>, 1998.

PÄÄKKÖNEN, E., GÜNThardt-Goerg, M. S., and Holopainen, T.: Responses of leaf processes in a sensitive birch (*Betula pendula* Roth) clone to ozone combined with drought, *Ann Bot*, 82, 49-59, <https://doi.org/10.1006/anbo.1998.0656>, 1998.

Paludan-MÜLLER, G., Saxe, H., and Leverenz, J. W.: Responses to ozone in 12 provenances of European beech (*Fagus sylvatica*): genotypic variation and chamber effects on photosynthesis and dry-matter partitioning, *The New phytologist*, 144, 261-273, <https://doi.org/10.1046/j.1469-8137.1999.00518.x>, 1999.

Paoletti, E. and Grulke, N. E.: Ozone exposure and stomatal sluggishness in different plant physiognomic classes, *Environ Pollut*, 158, 2664-2671, 10.1016/j.envpol.2010.04.024, 2010.

Paoletti, E., Nali, C., and Lorenzini, G.: Early responses to acute ozone exposure in two *Fagus sylvatica* clones differing in xeromorphic adaptations: photosynthetic and stomatal processes, membrane and epicuticular characteristics, *Environ Monit Assess*, 128, 93-108, 10.1007/s10661-006-9418-z, 2007.

Paoletti, E., Hoshika, Y., Arab, L., Martini, S., Cotrozzi, L., Weber, D., Ache, P., Neri, L., Baraldi, R., Pellegrini, E., Muller, H. M., Hedrich, R., Alfarraj, S., and Rennenberg, H.: Date palm responses to a chronic, realistic ozone exposure in a FACE experiment, *Environ Res*, 195, 110868, 10.1016/j.envres.2021.110868, 2021.

Pell, E. J., Eckardt, N., and Enyedi, A. J.: Timing of ozone stress and resulting status of ribulose biphosphate carboxylase/oxygenase and associated net photosynthesis, *The New phytologist*, 120, 397-405, <https://doi.org/10.1111/j.1469-8137.1992.tb01080.x>, 1992.

Pellegrini, E., Francini, A., Lorenzini, G., and Nali, C.: PSII photochemistry and carboxylation efficiency in *Liriodendron tulipifera* under ozone exposure, *Environ Exp Bot*, 70, 217-226, [10.1016/j.envexpbot.2010.09.012](https://doi.org/10.1016/j.envexpbot.2010.09.012), 2011.

Pellegrini, E., Cotrozzi, L., Neri, L., Baraldi, R., Carrari, E., Nali, C., Lorenzini, G., Paoletti, E., and Hoshika, Y.: Stress markers and physiochemical responses of the Mediterranean shrub *Phillyrea angustifolia* under current and future drought and ozone scenarios, *Environ Res*, 201, 111615, [10.1016/j.envres.2021.111615](https://doi.org/10.1016/j.envres.2021.111615), 2021.

Peng, B., Lai, S. K., Li, P. L., Wang, Y. X., Zhu, J. G., Yang, L. X., and Wang, Y. L.: Effects of ozone stress on photosynthesis and dry matter production of rice II-you 084 under different planting densities (in Chinese), *Chinese Journal of Applied Ecology*, 26, 17-24, [10.13287/j.1001-9332.2015.0001](https://doi.org/10.13287/j.1001-9332.2015.0001), 2015.

Plažek, A., Rapacz, M., and Skoczowski, A.: Effects of ozone fumigation on photosynthesis and membrane permeability in leaves of spring barley, meadow fescue, and winter rape, *Photosynthetica*, 38, 409-413, [10.1023/A:1010977605850](https://doi.org/10.1023/A:1010977605850), 2000.

Power, S. A. and Ashmore, M. R.: Responses of fen and fen-meadow communities to ozone, *The New phytologist*, 156, 399-408, [10.1046/j.1469-8137.2002.00540.x](https://doi.org/10.1046/j.1469-8137.2002.00540.x), 2002.

Rai, R., Agrawal, M., and Agrawal, S. B.: Effects of ambient O₃ on wheat during reproductive development: Gas exchange, photosynthetic pigments, chlorophyll fluorescence, and carbohydrates, *Photosynthetica*, 49, 285-294, [10.1007/s11099-011-0038-7](https://doi.org/10.1007/s11099-011-0038-7), 2011.

Rebbeck, J. and Loats, K. V.: Ozone effects on seedling sugar maple (*Acer saccharum*) and yellow-poplar (*Liriodendron tulipifera*): gas exchange, *Can J Forest Res*, 27, 1595-1605, [10.1139/x97-121](https://doi.org/10.1139/x97-121), 1997.

Rebbeck, J., Jensen, K. F., and Greenwood, M. S.: Ozone effects on grafted mature and juvenile red spruce: photosynthesis, stomatal conductance, and chlorophyll concentration, *Can J Forest Res*, 23, 450-456, [10.1139/x93-063](https://doi.org/10.1139/x93-063), 1993.

Rebbeck, J., Scherzer, A. J., and Loats, K. V.: Foliar physiology of yellow-poplar (*Liriodendron tulipifera* L.) exposed to O₃ and elevated CO₂ over five seasons, *Trees*, 18, 253-263, [10.1007/s00468-003-0302-y](https://doi.org/10.1007/s00468-003-0302-y), 2004.

Reich, P. B. and Lassoie, J. P.: Effects of low level O₃ exposure on leaf diffusive conductance and water-use efficiency in hybrid poplar, *Plant Cell Environ*, 7, 661-668, <https://doi.org/10.1111/1365-3040.ep11571645>, 1984.

Richardson, C. J., Sasek, T. W., Fendick, E. A., and Kress, L. W.: Ozone exposure-response relationships for photosynthesis in genetic strains of loblolly pine seedlings, *Forest Ecol Manag*, 51, 163-178, [https://doi.org/10.1016/0378-1127\(92\)90482-O](https://doi.org/10.1016/0378-1127(92)90482-O), 1992.

Riikonen, J., Kontunen-Soppela, S., Ossipov, V., Tervahauta, A., Tuomainen, M., Oksanen, E., Vapaavuori, E., Heinonen, J., and Kivimaenpaa, M.: Needle metabolome, freezing tolerance and gas exchange in Norway spruce seedlings exposed to elevated temperature and ozone concentration, *Tree Physiol*, 32, 1102-1112, [10.1093/treephys/tps072](https://doi.org/10.1093/treephys/tps072), 2012.

Rudorff, B. F. T., Mulchi, C. L., Lee, E., Rowland, R., and Pausch, R.: Photosynthetic characteristics in wheat exposed to elevated O₃ and CO₂, *Crop Sci*, 36, 1247-1251, <https://doi.org/10.2135/cropsci1996.0011183X003600050029x>, 1996.

Ryan, A., Cojocariu, C., Possell, M., Davies, W. J., and Hewitt, C. N.: Defining hybrid poplar (*Populus deltoides* x *Populus trichocarpa*) tolerance to ozone: identifying key parameters, *Plant Cell Environ*, 32, 31-45, [10.1111/j.1365-3040.2008.01897.x](https://doi.org/10.1111/j.1365-3040.2008.01897.x), 2009.

Salvatori, E., Fusaro, L., Mereu, S., Bernardini, A., Puppi, G., and Manes, F.: Different O₃ response of sensitive and resistant snap bean genotypes (*Phaseolus vulgaris* L.): The key role of growth stage, stomatal conductance, and PSI activity, *Environ Exp Bot*, 87, 79-91, [10.1016/j.envexpbot.2012.09.008](https://doi.org/10.1016/j.envexpbot.2012.09.008), 2013.

Sanmartin, M., Drogoudi, P. A., Lyons, T., Pateraki, I., Barnes, J., and Kanellis, A. K.: Over-expression of ascorbate oxidase in the apoplast of transgenic tobacco results in altered ascorbate and glutathione redox states and increased sensitivity to ozone, *Planta*, 216, 918-928, [10.1007/s00425-002-0944-9](https://doi.org/10.1007/s00425-002-0944-9), 2003.

Schaub, M., Skelly, J. M., Steiner, K. C., Davis, D. D., Pennypacker, S. P., Zhang, J., Ferdinand, J. A., Savage, J. E., and Stevenson, R. E.: Physiological and foliar injury responses of *Prunus serotina*, *Fraxinus americana*, and *Acer rubrum* seedlings to varying soil moisture and ozone, *Environ Pollut*, 124, 307-320, [10.1016/s0269-7491\(02\)00462-1](https://doi.org/10.1016/s0269-7491(02)00462-1), 2003.

Schlöter, M., Winkler, J. B., Aneja, M., Koch, N., Fleischmann, F., Pritsch, K., Heller, W., Stich, S., Grams, T. E., Gottlein, A., Matyssek, R., and Munch, J. C.: Short term effects of ozone on the plant-

rhizosphere-bulk soil system of young beech trees, *Plant Biology*, 7, 728-736, 10.1055/s-2005-872987, 2005.

Shang, B., Feng, Z., Peng, J., Xu, Y., Paoletti, E., and Liu, L.: Effects of elevated ozone and nitrogen addition on leaf nitrogen metabolism in poplar, *J Plant Ecol*, 14, 555-568, 10.1093/jpe/rtab010, 2021.

Singh, P., Agrawal, M., and Agrawal, S. B.: Evaluation of physiological, growth and yield responses of a tropical oil crop (*Brassica campestris* L. var. Kranti) under ambient ozone pollution at varying NPK levels, *Environ Pollut*, 157, 871-880, 10.1016/j.envpol.2008.11.008, 2009.

Soldatini, G. F., Nali, C., Guidi, L., and Lorenzini, G.: Photosynthesis of *Hedera canariensis* var. *azorica* variegated leaves as affected by ozone, *Photosynthetica*, 35, 247-253, 10.1023/A:1006914924287, 1998.

Soldatini, G. F., Lorenzini, G., Filippi, F., Nali, C., and Guidi, L.: Photosynthesis of two poplar clones under long-term exposure to ozone, *Physiologia Plantarum*, 104, 707-712, <https://doi.org/10.1034/j.1399-3054.1998.1040427.x>, 1998.

Su, B., Zhou, M., Xu, H., Zhang, X., Li, Y., Su, H., and Xiang, B.: Photosynthesis and biochemical responses to elevated O₃ in *Plantago major* and *Sonchus oleraceus* growing in a lowland habitat of northern China, *J Environ Sci*, 53, 113-121, 10.1016/j.jes.2016.05.011, 2017.

Sugai, T., Kitao, M., Watanabe, T., and Koike, T.: Can needle nitrogen content explain the interspecific difference in ozone sensitivities of photosynthesis between Japanese larch (*Larix kaempferi*) and Sakhalin fir (*Abies sachalinensis*)?, *Photosynthetica*, 57, 540-547, 10.32615/ps.2019.042, 2019.

Sugai, T., Watanabe, T., Kita, K., and Koike, T.: Nitrogen loading increases the ozone sensitivity of larch seedlings with higher sensitivity to nitrogen loading, *Sci Total Environ*, 663, 587-595, 10.1016/j.scitotenv.2019.01.292, 2019.

Sun, J., Feng, Z., and Ort, D. R.: Impacts of rising tropospheric ozone on photosynthesis and metabolite levels on field grown soybean, *Plant Sci*, 226, 147-161, 10.1016/j.plantsci.2014.06.012, 2014.

Takemoto, B. K., Bytnerowicz, A., Dawson, P. J., Morrison, C. L., and Temple, P. J.: Effects of ozone on *Pinus ponderosa* seedlings: comparison of responses in the first and second growing seasons of exposure, *Can J Forest Res*, 27, 23-30, 10.1139/x96-141, 1997.

Tao, H. C., Xu, S., Fu, W., He, X. Y., Chen, W., Ma, C. L., Li, Y., and Wu, X.: Effects of elevated O₃ concentration and drought on photosynthetic physiological characteristics of *Syringa oblata* leaves (In Chinese), *Jiangsu Agricultural Sciences*, 47, 186-190, 10.15889/j.issn.1002-1302.2019.11.042, 2019.

Tetteh, R., Yamaguchi, M., Wada, Y., Funada, R., and Izuta, T.: Effects of ozone on growth, net photosynthesis and yield of two African varieties of *Vigna unguiculata*, *Environ Pollut*, 196, 230-238, 10.1016/j.envpol.2014.10.008, 2015.

Then, C., Herbinger, K., Luis, V. C., Heerdt, C., Matyssek, R., and Wieser, G.: Photosynthesis, chloroplast pigments, and antioxidants in *Pinus canariensis* under free-air ozone fumigation, *Environ Pollut*, 157, 392-395, 10.1016/j.envpol.2008.09.044, 2009.

Tjoelker, M. G. and Luxmoore, R. J.: Soil nitrogen and chronic ozone stress influence physiology, growth and nutrient status of *Pinus taeda* L. and *Liriodendron tulipifera* L. seedlings, *The New phytologist*, 119, 69-81, 10.1111/j.1469-8137.1991.tb01009.x, 1991.

Tjoelker, M. G., Volin, J. C., Oleksyn, J., and Reich, P. B.: Light environment alters response to ozone stress in seedlings of *Acer saccharum* Marsh, and hybrid *Populus* L.: I. In situ net photosynthesis, dark respiration and growth, *The New phytologist*, 124, 627-636, 10.1111/j.1469-8137.1993.tb03852.x, 1993.

Tjoelker, M. G., Volin, J. C., Oleksyn, J., and Reich, P. B.: Interaction of ozone pollution and light effects on photosynthesis in a forest canopy experiment, *Plant Cell Environ*, 18, 895-905, <https://doi.org/10.1111/j.1365-3040.1995.tb00598.x>, 1995.

Torsethaugen, G., Pitcher, L. H., Zilinskas, B. A., and Pell, E. J.: Overproduction of ascorbate peroxidase in the tobacco chloroplast does not provide protection against ozone, *Plant physiology*, 114, 529-537, 10.1104/pp.114.2.529, 1997.

Utriainen, J. and Holopainen, T.: Influence of nitrogen and phosphorous availability and ozone stress on Norway spruce seedlings, *Tree Physiol*, 21, 447-456, 10.1093/treephys/21.7.447, 2001.

Vitale, M., Salvatori, E., Loreto, F., Fares, S., and Manes, F.: Physiological responses of *quercus ilex* leaves to water stress and acute ozone exposure under controlled conditions, *Water Air Soil Poll*, 189, 113-125, 10.1007/s11270-007-9560-4, 2007.

Volin, J. C., Reich, P. B., and Givnish, T. J.: Elevated carbon dioxide ameliorates the effects of ozone on photosynthesis and growth: species respond similarly regardless of photosynthetic pathway or plant functional group, *The New phytologist*, 138, 315-325, 10.1046/j.1469-8137.1998.00100.x, 1998.

Wallin, G., Ottosson, S., and Selldén, G.: Long-term exposure of Norway spruce, *Picea abies* (L.) Karst., to ozone in open-top chambers: IV. Effects on the stomatal and non-stomatal limitation of photosynthesis

and on the carboxylation efficiency, *The New phytologist*, 121, 395-401, 10.1111/j.1469-8137.1992.tb02939.x, 1992.

Wang, L. L.: Co-ordination of photosynthesis and stomatal responses of Mongolian oak (*Quercus mongolica* fisch. ex ledeb.) to elevated O₃ and/or CO₂ Levels, *Appl Ecol Env Res*, 17, 4257-4268, 10.15666/aer/1702_42574268, 2019.

Wang, S. G., Diao, X. J., Li, Y. W., and Ma, L. M.: Effect of *glomus aggregatum* on photosynthetic function of snap bean in response to elevated ozone, *The Journal of Agricultural Science*, 153, 837-852, 10.1017/s0021859615000040, 2015.

Watanabe, M., Hoshika, Y., and Koike, T.: Photosynthetic responses of Monarch birch seedlings to differing timings of free air ozone fumigation, *J Plant Res*, 127, 339-345, 10.1007/s10265-013-0622-y, 2014.

Watanabe, M., Kinose, Y., and Izuta, T.: Photosynthesis of three evergreen broad-leaved tree species, *Castanopsis sieboldii*, *Quercus glauca*, and *Q. myrsinaefolia*, under elevated ozone, *iForest*, 11, 360-366, 10.3832/ifor2493-011, 2018.

Watanabe, M., Umemoto-Yamaguchi, M., Koike, T., and Izuta, T.: Growth and photosynthetic response of *Fagus crenata* seedlings to ozone and/or elevated carbon dioxide, *Landsc Ecol Eng*, 6, 181-190, 10.1007/s11355-009-0095-2, 2009.

Wei, C., Skelly, J. M., Pennypacker, S. P., Ferdinand, J. A., Savage, J. E., Stevenson, R. E., and Davis, D. D.: Influence of light fleck and low light on foliar injury and physiological responses of two hybrid poplar clones to ozone, *Environ Pollut*, 130, 215-227, 10.1016/j.envpol.2003.12.009, 2004.

Wiese, C. B. and Pell, E. J.: Influence of ozone on transgenic tobacco plants expressing reduced quantities of Rubisco, *Plant Cell Environ*, 20, 1283-1291, <https://doi.org/10.1046/j.1365-3040.1997.d01-168.x>, 1997.

Wilkinson, S. and Davies, W. J.: Ozone suppresses soil drying- and abscisic acid (ABA)-induced stomatal closure via an ethylene-dependent mechanism, *Plant Cell Environ*, 32, 949-959, 10.1111/j.1365-3040.2009.01970.x, 2009.

Wullschlegel, S. D., Hanson, P. J., and Edwards, G. S.: Growth and maintenance respiration in leaves of northern red oak seedlings and mature trees after 3 years of ozone exposure, *Plant Cell Environ*, 19, 577-584, <https://doi.org/10.1111/j.1365-3040.1996.tb00391.x>, 1996.

Xu, Y., Shang, B., Feng, Z., and Tarvainen, L.: Effect of elevated ozone, nitrogen availability and mesophyll conductance on the temperature responses of leaf photosynthetic parameters in poplar, *Tree Physiol*, 40, 484-497, 10.1093/treephys/tpaa007, 2020.

Xu, Y., Feng, Z., Shang, B., Yuan, X., and Tarvainen, L.: Limited water availability did not protect poplar saplings from water use efficiency reduction under elevated ozone, *Forest Ecol Manag*, 462, 10.1016/j.foreco.2020.117999, 2020.

Xu, S., He, X., Chen, W., Huang, Y., Zhao, Y., and Li, B.: Differential sensitivity of four urban tree species to elevated O₃, *Urban For Urban Gree*, 14, 1166-1173, 10.1016/j.ufug.2015.10.015, 2015.

Xu, W., Shang, B., Xu, Y., Yuan, X., Dore, A. J., Zhao, Y., Massad, R. S., and Feng, Z.: Effects of elevated ozone concentration and nitrogen addition on ammonia stomatal compensation point in a poplar clone, *Environ Pollut*, 238, 760-770, 10.1016/j.envpol.2018.03.089, 2018.

Yamaguchi, M., Kinose, Y., Matsumura, H., and Izuta, T.: Evaluation of O₃ effects on cumulative photosynthetic CO₂ uptake in seedlings of four Japanese deciduous broad-leaved forest tree species based on stomatal O₃ uptake, *Forests*, 10, 10.3390/f10070556, 2019.

Yamaguchi, M., Hoshino, D., Kondo, T., Satoh, R., Inada, H., and Izuta, T.: Evaluation of O₃ effect on net photosynthetic rate in flag leaves of rice (*Oryza sativa* L.) by stomatal O₃ flux and radical scavenging enzyme activities, *J Agric Meteorol*, 71, 211-217, 10.2480/agrmet.D-14-00014, 2015.

Yan, K., Chen, W., He, X., Zhang, G., Xu, S., and Wang, L.: Responses of photosynthesis, lipid peroxidation and antioxidant system in leaves of *Quercus mongolica* to elevated O₃, *Environ Exp Bot*, 69, 198-204, 10.1016/j.envexpbot.2010.03.008, 2010.

Yang, N., Wang, X., Zheng, F., and Chen, Y.: The response of marigold (*Tagetes erecta* Linn.) to ozone: impacts on plant growth and leaf physiology, *Ecotoxicology*, 26, 151-164, 10.1007/s10646-016-1750-7, 2017.

Yang, J. L., Xu, S., C.L., M., Han, Z. S., Li, D., Li, Y., Wang, N., Wang, Y. J., and He, X. Y.: Comparison of physiological characteristics of two ornamental grass species under elevated ozone concentrations (In Chinese), *Acta Ecologica Sinica*, 41, 7763-7773, 2021.

Yonekura, T., Dokiya, Y., Fukami, M., and Izuta, T.: Effects of ozone and/or soil water stress on growth and photosynthesis of *Fagus crenata* seedlings, in: *Acid rain 2000: Proceedings from the 6th International Conference on Acidic Deposition: Looking back to the past and thinking of the future*

Tsukuba, Japan, 10–16 December 2000 Volume III/III Conference Statement Plenary and Keynote Papers, edited by: Satake, K., Shindo, J., Takamatsu, T., Nakano, T., Aoki, S., Fukuyama, T., Hatakeyama, S., Ikuta, K., Kawashima, M., Kohno, Y., Kojima, S., Murano, K., Okita, T., Taoda, H., Tsunoda, K., and Tsurumi, M., Springer Netherlands, Dordrecht, 965-970, 10.1007/978-94-007-0810-5_8, 2001.

Yuan, X., Li, S., Feng, Z., Xu, Y., Shang, B., Fares, S., and Paoletti, E.: Response of isoprene emission from poplar saplings to ozone pollution and nitrogen deposition depends on leaf position along the vertical canopy profile, *Environ Pollut*, 265, 114909, 10.1016/j.envpol.2020.114909, 2020.

Yuan, X., Shang, B., Xu, Y., Xin, Y., Tian, Y., Feng, Z., and Paoletti, E.: No significant interactions between nitrogen stimulation and ozone inhibition of isoprene emission in Cathay poplar, *Sci Total Environ*, 601-602, 222-229, 10.1016/j.scitotenv.2017.05.138, 2017.

Zeuthen, J., Mikkelsen, T. N., Paludan-Müller, G., and Ro-Poulsen, H.: Effects of increased UV-B radiation and elevated levels of tropospheric ozone on physiological processes in European beech (*Fagus sylvatica*), *Physiologia Plantarum*, 100, 281-290, <https://doi.org/10.1111/j.1399-3054.1997.tb04784.x>, 1997.

Zhang, W., Feng, Z., Wang, X., and Niu, J.: Elevated ozone negatively affects photosynthesis of current-year leaves but not previous-year leaves in evergreen *Cyclobalanopsis glauca* seedlings, *Environ Pollut*, 184, 676-681, 10.1016/j.envpol.2013.04.036, 2014.

Zhang, W., Feng, Z., Wang, X., and Niu, J.: Impacts of elevated ozone on growth and photosynthesis of *Metasequoia glyptostroboides* Hu et Cheng, *Plant Sci*, 226, 182-188, 10.1016/j.plantsci.2014.06.005, 2014.

Zhang, J., Ferdinand, J. A., Vanderheyden, D. J., Skelly, J. M., and Innes, J. L.: Variation of gas exchange within native plant species of Switzerland and relationships with ozone injury: an open-top experiment, *Environ Pollut*, 113, 177-185, 10.1016/s0269-7491(00)00175-5, 2001.

Zhang, W. W., Niu, J. F., Wang, X. K., Tian, Y., Yao, F. F., and Feng, Z. Z.: Effects of ozone exposure on growth and photosynthesis of the seedlings of *Liriodendron chinense* (Hemsl.) Sarg, a native tree species of subtropical China, *Photosynthetica*, 49, 29-36, 10.1007/s11099-011-0003-5, 2011.

Zheng, Y., Cheng, D., and Simmons, M.: Ozone pollution effects on gas exchange, growth and biomass yield of salinity-treated winter wheat cultivars, *Sci Total Environ*, 499, 18-26, 10.1016/j.scitotenv.2014.08.049, 2014.

Zouzoulas, D., Koutroubas, S. D., Vassiliou, G., and Vardavakis, E.: Effects of ozone fumigation on cotton (*Gossypium hirsutum* L.) morphology, anatomy, physiology, yield and qualitative characteristics of fibers, *Environ Exp Bot*, 67, 293-303, 10.1016/j.envexpbot.2009.05.016, 2009.

Table S1. The number of paired data points corresponding to various ozone-flux thresholds Y for photosynthetic response.

| Y | BT | NT | Shrub | Grass | Crop |
|-----|-----|-----|-------|-------|------|
| 0.5 | 895 | 217 | 0 | 40 | 605 |
| 0.8 | 943 | 140 | 0 | 37 | 481 |
| 1 | 902 | 122 | 0 | 37 | 589 |
| 1.6 | 831 | 142 | 0 | 27 | 566 |
| 2 | 833 | 102 | 0 | 40 | 572 |
| 3 | 870 | 33 | 0 | 32 | 380 |
| 4 | 729 | 63 | 8 | 28 | 521 |
| 5 | 625 | 21 | 153 | 20 | 557 |
| 6 | 567 | 2 | 153 | 24 | 518 |

Table S2. Same as Table S1 but for stomatal response.

| Y | BT | NT | Shrub | Grass | Crop |
|-----|------|-----|-------|-------|------|
| 0.5 | 944 | 205 | 0 | 77 | 691 |
| 0.8 | 1045 | 186 | 0 | 77 | 591 |
| 1 | 1281 | 232 | 0 | 72 | 552 |
| 1.6 | 973 | 202 | 0 | 76 | 559 |
| 2 | 918 | 145 | 0 | 78 | 558 |
| 3 | 913 | 102 | 0 | 48 | 540 |
| 4 | 843 | 68 | 1 | 51 | 516 |
| 5 | 611 | 5 | 149 | 48 | 452 |
| 6 | 486 | 3 | 149 | 42 | 418 |

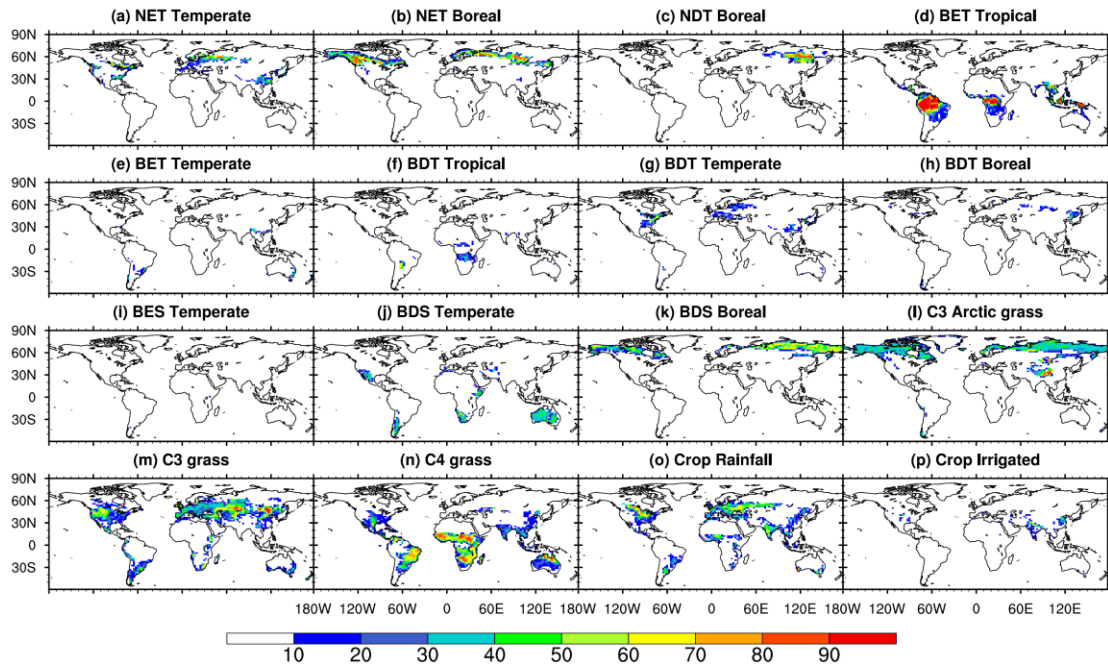


Figure. S1. Global distribution of the prescribed PFT fractional coverage (%) used by the component set I2000CIm50Sp of CESM2.2.

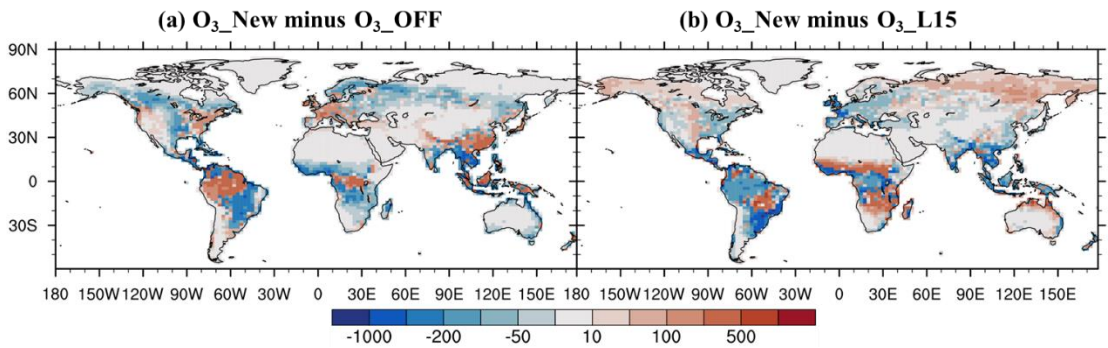


Figure. S2. Difference in Root Mean Square Error (RMSE) ($\text{g C m}^{-2} \text{yr}^{-1}$) (a) between O_3_New and O_3_OFF and (b) between O_3_New and O_3_L15 in simulating annual Gross primary productivity (GPP).

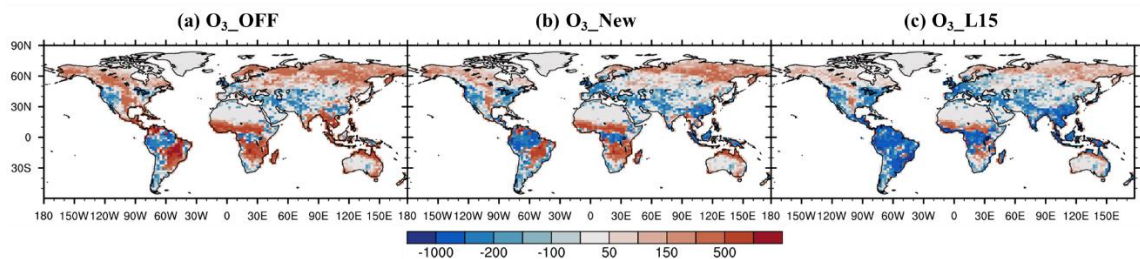


Figure. S3. Bias (simulation minus observations) in GPP ($\text{g C m}^{-2} \text{yr}^{-1}$) for (a) O_3_OFF , (b) O_3_New ,

and (c) O₃_L15 simulations when compared with FLUXCOM.