

NeuralMie (v1.0): An Aerosol Optics Emulator

Andrew Geiss¹ and Po-Lun Ma¹

¹Pacific Northwest National Laboratory, Richland, WA, USA

Correspondence: Andrew Geiss (andrew.geiss@pnnl.gov)

Abstract. The direct interactions of atmospheric aerosols with radiation significantly impact the Earth’s climate and weather and are important to represent accurately in simulations of the atmosphere. This work introduces two contributions to enable a more accurate representation of aerosol optics in atmosphere models: 1) “NeuralMie,” a neural network Mie scattering emulator that can directly compute the bulk optical properties of a diverse range of aerosol populations and is appropriate for use in atmosphere simulations where aerosol optical properties are parameterized. 2) “TAMie,” a fast Python-based Mie scattering code based on the Toon and Ackerman (1981) Mie scattering algorithm that can represent both homogeneous and coated particles. TAMie achieves speed and accuracy comparable to established Fortran Mie codes and is used to produce training data for NeuralMie. NeuralMie is highly flexible and can be used for a wide range of particle types, wavelengths, and mixing assumptions. It can represent core-shell scattering and, by directly estimating bulk optical properties, is more efficient than existing Mie code and Mie code emulators while incurring negligible error compared to existing aerosol optics parameterization schemes (0.08% mean absolute percentage error).

1 Introduction

Aerosols have a substantial impact on atmospheric radiation. They influence the Earth’s radiative budget both directly (Hansen et al., 2005; Johnson et al., 2018) and through their impacts on clouds (Twomey, 1977; Albrecht, 1989; Fan et al., 2016). Consequently, accurately simulating aerosols and their interactions with the Earth system is critically important for weather and climate modeling. This is challenging to do, and direct and indirect aerosol effects are among the largest sources of internal uncertainty in current climate projections (Bellouin et al., 2020; Boucher et al., 2013). Although some difficulties modeling aerosol radiative effects stem from lack of knowledge (e.g., the limits of observational constraints and our understanding of aerosol-cloud interactions), even the components of the problem that might be considered “solved” from a knowledge standpoint often cannot be adequately simulated due to computational constraints. Physics at the scale of aerosol particles simply cannot be resolved in a global-scale atmosphere simulation, and the representation of aerosols in these simulations, along with a host of other physical processes, is usually enabled by a suite of parameterizations and simplified physical models (Neale et al., 2012) that trade off physical realism for computational tractability.

Recently, machine learning (ML), and neural networks in particular, have emerged as powerful tools for developing new parameterizations for atmosphere modeling, usually with the goal of finding more accurate, faster, and/or more capable parameterizations (Rasp et al., 2018; Brenowitz and Bretherton, 2018; Boukabara et al., 2021; Krasnopolsky et al., 2013). There are

a broad range of conventional parameterizations, including parameterizations derived directly from physical laws, simplified physical models, statistical models like lookup tables and linear regressions, and some that rely on expert heuristics to make decisions about the behavior of a system. Machine learning provides an exciting data-driven addition to these approaches, and recent advances in our ability to train and deploy deep neural networks (Goodfellow et al., 2016) have significantly accelerated research in this area. While neural networks have some drawbacks, they do not usually generalize well for samples that are far from their training dataset and they can be difficult to interpret for instance, their ability to accurately represent non-linear relationships and relatively cheap inference cost make them ideal for emulating complicated physical systems. Applications where a physical process is well understood, but computationally expensive to simulate directly, are well suited to machine learning emulators. In these cases, training data can be generated using a model that accurately represents the physics underlying a system and a significantly faster ML model can be trained to emulate it.

This work focuses on developing an ML-based emulator for accurately estimating the optical properties of aerosol populations. It is intended for use alongside modal aerosol models (Whitby and McMurry, 1997; Liu et al., 2012, 2016; Wang et al., 2020). Modal aerosol models are designed to simulate aerosol populations with limited computational expense. They are capable of representing a variety of different aerosol species, and they simplify the modeling problem by assigning each species into a limited number of size modes. Each mode assumes that its constituent aerosol species have prescribed log-normal size distributions and are internally mixed, typically using either volume mixing assumptions or the Maxwell-Garnett mixing rule (Sand et al., 2021) to determine the resulting refractive index. When a climate or weather model simulates radiative transfer, the radiation code must be fed the optical properties of each model grid cell, and to do this, the aerosol optical properties (AOPs) of the simulated aerosol populations must be estimated. This is typically done with a parameterization (Ghan et al., 2001; Ghan and Zaveri, 2007) that estimates solutions using Lorenz-Mie theory (Bohren and Huffman, 1983), and NeuralMie has been designed to fill this role, though it can also be used as a general purpose model for estimating the optical properties of log-normally distributed spherical particle populations. NeuralMie includes the capability to represent "core-shell" (also called "coated sphere") scattering (Toon and Ackerman, 1981). The core-shell model represents particles as concentric spheres composed of different aerosol species. Aerosol mixing assumptions can significantly alter the optical properties of particles. For black carbon, which is the strongest absorbing common aerosol species (Bond et al., 2013), representing mixed particles as an insoluble black carbon core coated in a shell of another material (e.g. sulfate), is more physically realistic and typically results in lower absorption than internal volume mixing, but higher absorption than external mixing due to the shell acting as a lens and focusing light onto the black carbon core (Bond and Bergstrom, 2006).

Several past studies have applied machine learning to aerosol scattering and optics. Chen et al. (2022) used a neural network to represent scattering by spheroidal dust particles, Yu et al. (2022) trained a large neural network on a database of non-spherical particles to predict particle optics, and Ren et al. (2020) trained a neural network to predict information about aerosol size distributions from photometer observations of AOPs. Both Thong and Yoon (2022) and Stremme (2019) trained neural networks to directly emulate a Mie scattering model. Veerman et al. (2021) developed a machine learning emulator to compute gas optics, typically a component of an atmospheric radiative transfer parameterization. In a similar vein, there have been numerous efforts to develop machine learning emulators for the radiation code typically used in climate models (Krasnopolsky et al.,

2012; Pal et al., 2019; Liu et al., 2020; Belochitski and Krasnopolsky, 2021; Song and Roh, 2021; Ukkonen, 2022; Stegmann et al., 2022; Lagerquist et al., 2023), which is very computationally expensive despite relying on significant simplifications to the radiative transfer problem (Pincus and Stevens, 2013; Iacono et al., 2008; Mlawer et al., 1997; Mlawer and Clough, 1997).
65 Although rather than directly ingesting information from the aerosol model, these ML radiative transfer emulators typically ingest parameterized aerosol optical properties, assume climatological aerosol properties, or ignore aerosols altogether. This study is closely related to our past work developing an aerosol optics emulator specifically designed to replace the optics parameterization in the Energy Exascale Earth System Model (E3SM) (Geiss et al., 2023). Here, we take a significant step beyond that work by introducing a model that is highly flexible, appropriate for use in other atmosphere models and applications, and
70 capable of representing core-shell scattering.

This work provides two major contributions:

1. **“NeuralMie”** - a novel neural network based emulator for estimating the bulk optical properties of log-normally distributed aerosol populations. It supports a wide range of input particles, represents homogeneous or coated spheres, and works for any plausible wavelength and geometric mean radius combination by performing calculations with respect
75 to the size parameter, making it wavelength (and thus radiation code and aerosol model) agnostic. Because it directly performs bulk calculations for entire particle size distributions, NeuralMie is extremely fast compared to Mie code and other Mie optics emulators, and achieves negligibly small mean absolute percentage errors in mass extinction coefficients (0.05% and 0.08% for homogeneous and coated sphere cases, respectively). It is suitable for use alongside any model that assumes log-normally distributed spherical aerosol populations.
- 80 2. **“TAMie”** - a new Python-based Mie scattering code, based on Toon and Ackerman’s 1981 algorithm, for modeling the optics of individual particles. It can simulate scattering by both homogeneous and coated spheres and achieves comparable speed to Fortran Mie codes using numba compiling (Lam et al., 2015). While the TAMie algorithm is not new, the code was a necessary step in the development of NeuralMie, and enables fast core-shell Mie scattering calculations in Python. Here, we have thoroughly documented and evaluated the algorithm because we believe it will be
85 useful to other researchers.

The manuscript is broken into three main sections. We first discuss the optics of individual particles and describe TAMie (Section 2). Then we discuss how bulk AOPs are parameterized and introduce a re-formulation of the problem that allows for training highly accurate and flexible neural networks (Section 3). Finally, we describe and evaluate NeuralMie (Section 4).

2 Particle Optics

90 Calculating the optical properties of aerosol populations first requires computation of the scattering properties of individual particles. Theoretical representations of light scattering by small spheres were found by Gustav Mie in 1908 (Mie, 1908) and independently by several other researchers (Horvath, 2009). The more complicated case of concentric spheres with different refractive indices was solved later by Aden and Kerker (1951). For an individual homogeneous spherical particle the extinction

(Q_e), scattering (Q_s), and absorption (Q_a) coefficients are:

$$95 \quad Q_e = \frac{2}{x^2} \sum_{n=1}^{\infty} (2n+1) \operatorname{Re}\{a_n + b_n\} \quad (1)$$

$$Q_s = \frac{2}{x^2} \sum_{n=1}^{\infty} (2n+1) (|a_n|^2 + |b_n|^2) \quad (2)$$

$$Q_a = Q_e - Q_s \quad (3)$$

100 while the asymmetry parameter, which describes the mean of the cosine of the scattering angle and ranges from -1 to 1, is given by:

$$g = \frac{4}{x^2 Q_s} \sum_{n=1}^{\infty} \left[\frac{n(n+2)}{n+1} \operatorname{Re}\{a_n a_{n+1}^* + b_n b_{n+1}^*\} + \frac{2n+1}{n(n+1)} \operatorname{Re}\{a_n b_n^*\} \right] \quad (4)$$

(Wiscombe, 1980). Here, x is the size parameter, defined: $x = 2\pi r/\lambda$ where r is the particle radius and λ is the wavelength of the radiation interacting with the particle. a_n and b_n are known as the ‘‘Mie coefficients.’’ They depend on x and m (the complex refractive index of the particle) and can be expressed in terms of Ricatti-Bessel (RB) functions and their derivatives. The definitions of the Mie coefficients in terms of RB functions can be found in Bohren and Huffman (1983) for both homogeneous spheres (their Eqs. 4.56 and 4.57) and coated spheres (their Eq. 8.2).

While the theoretical Mie solutions have been known for some time, numerical difficulties arise when computing the Mie coefficients, and often a large number of Mie coefficients (100s) are needed for the summations in Eqs. 1-4 to converge, exacerbating the problem. Numerical difficulties can occur because the RB functions that define a_n and b_n and their logarithmic derivatives, are computed using recursion relations, and numerical solutions can explode due to small errors introduced by limited machine precision growing exponentially when a large number of terms are calculated. Wiscombe (1979) provides a detailed discussion of how the necessary recursion relations can be computed safely for the case of homogeneous spheres. Toon and Ackerman (1981) introduced the first stable Mie code capable of representing arbitrary coated spheres. They solve the numerical stability problem by expressing a_n and b_n entirely in terms of ratios and products of RB functions and their logarithmic derivatives that do not explode when a large number of terms are computed, and then deriving recurrence relations so that those products and ratios can be calculated directly. In the next section, we describe a Python based implementation of their algorithm.

2.1 The ‘‘TAMie’’ Python package

120 As a component of this study, we have written a new Python-based Mie code. The code is stable for a large range of input parameters, easy to read and use (compared to Fortran implementations), and by leveraging just-in-time compiling achieves comparable speed to Fortran Mie code. At the time of writing, Python Mie codes did exist, but they did not meet our exact

requirements in terms of speed and reliability. The PyMieScatt package (Sumlin et al., 2018) is popular within the atmospheric sciences, and we used it to calculate optics for homogeneous spheres in our previous work (Geiss et al., 2023), but PyMieScatt's coated sphere implementation uses interpreted Python and was too slow to generate the large volume of training data needed to train NeuralMie. Instead, we have produced our own Python core-shell Mie solver that implements the Toon and Ackerman (1981) algorithm. Of course, more sophisticated algorithms have since been developed, for calculating the optical properties of particles composed of any number of layers for instance (Wu and Wang, 1991; Johnson, 1996), but that level of complexity is not required for our use case. We have slightly altered Toon and Ackerman's original work to express everything in terms of the dimensionless size parameter and added a recursion relation that they did not use (Eq. 14 (Shiloah, 2018)), so in this section we provide a full overview of the algorithm implementation to serve as a companion to the published code. The next section (2.2) provides a thorough evaluation of the new Mie code against PyMieScatt (Sumlin et al., 2018), a Fortran algorithm for coated spheres (Wiscombe, 1993), and a Fortran algorithm for homogeneous spheres (Bohren and Huffman, 1983).

The Mie coefficients for coated spheres are given by (Toon and Ackerman, 1981; Bohren and Huffman, 1983):

$$a_n = \left[\frac{\psi_n(x_s)}{\zeta_n(x_s)} \right] \frac{\left(\left[\frac{\psi'_n(m_s x_s)}{\psi_n(m_s x_s)} \right] - m_s \left[\frac{\psi'_n(x_s)}{\psi_n(x_s)} \right] \right) (m_c + UW) - U \left[\frac{\psi_n(m_s x_c)}{\psi_n(m_s x_s)} \right]^2}{\left(\left[\frac{\psi'_n(m_s x_s)}{\psi_n(m_s x_s)} \right] - m_s \left[\frac{\zeta'_n(x_s)}{\zeta_n(x_s)} \right] \right) (m_c + UW) - U \left[\frac{\psi_n(m_s x_c)}{\psi_n(m_s x_s)} \right]^2} \quad (5)$$

$$b_n = \left[\frac{\psi_n(x_s)}{\zeta_n(x_s)} \right] \frac{\left(m_s \left[\frac{\psi'_n(m_s x_s)}{\psi_n(m_s x_s)} \right] - \left[\frac{\psi'_n(x_s)}{\psi_n(x_s)} \right] \right) (m_s + VW) - m_s V \left[\frac{\psi_n(m_s x_c)}{\psi_n(m_s x_s)} \right]^2}{\left(m_s \left[\frac{\psi'_n(m_s x_s)}{\psi_n(m_s x_s)} \right] - \left[\frac{\zeta'_n(x_s)}{\zeta_n(x_s)} \right] \right) (m_s + VW) - m_s V \left[\frac{\psi_n(m_s x_c)}{\psi_n(m_s x_s)} \right]^2} \quad (6)$$

$$U = m_c \left[\frac{\psi'_n(m_s x_c)}{\psi_n(m_s x_c)} \right] - m_s \left[\frac{\psi'_n(m_c x_c)}{\psi_n(m_c x_c)} \right] \quad V = m_s \left[\frac{\psi'_n(m_s x_c)}{\psi_n(m_s x_c)} \right] - m_c \left[\frac{\psi'_n(m_c x_c)}{\psi_n(m_c x_c)} \right] \quad (7)$$

$$W = -i \left(\left[\frac{\psi_n(m_s x_c)}{\psi_n(m_s x_s)} \right] [\zeta_n(m_s x_s) \psi_n(m_s x_c)] - [\zeta_n(m_s x_c) \psi_n(m_s x_s)] \right). \quad (8)$$

Here, we have expressed everything in terms of the dimensionless size parameter of the core and shell (x_c and x_s respectively) and the complex refractive indices of the core and the shell (m_c and m_s respectively). $\psi_n(z) = z j_n(z)$, where $j_n(z)$ is the spherical Bessel function of the first kind and $\zeta_n(z) = z h_n^{(1)}(z)$ where $h_n^{(1)}(z)$ is the spherical Hankel function of the first kind (Bohren and Huffman, 1983). In the event that $m_c = m_s$ the values of U and V both go to zero and equations 5 and 6 reduce to the solution for homogeneous spheres:

$$a_n = \left[\frac{\psi_n(x_s)}{\zeta_n(x_s)} \right] \frac{\left(\left[\frac{\psi'_n(m_s x_s)}{\psi_n(m_s x_s)} \right] - m_s \left[\frac{\psi'_n(x_s)}{\psi_n(x_s)} \right] \right)}{\left(\left[\frac{\psi'_n(m_s x_s)}{\psi_n(m_s x_s)} \right] - m_s \left[\frac{\zeta'_n(x_s)}{\zeta_n(x_s)} \right] \right)} \quad b_n = \left[\frac{\psi_n(x_s)}{\zeta_n(x_s)} \right] \frac{\left(m_s \left[\frac{\psi'_n(m_s x_s)}{\psi_n(m_s x_s)} \right] - \left[\frac{\psi'_n(x_s)}{\psi_n(x_s)} \right] \right)}{\left(m_s \left[\frac{\psi'_n(m_s x_s)}{\psi_n(m_s x_s)} \right] - \left[\frac{\zeta'_n(x_s)}{\zeta_n(x_s)} \right] \right)} \quad (9)$$

Algorithmically, each of the six unique terms in square brackets in equations (5 - 8) is computed via its own recursion relation, which is critical to ensure stability (Toon and Ackerman, 1981). Note that the logarithmic derivative $\psi'_n(z)/\psi_n(z)$ must be

calculated using downward recurrence in this (Wiscombe, 1979), but not all (Shiloah, 2018), formulations of the problem,
 150 while the other terms can be computed with upward recurrence. The recurrence relations are:

$$\frac{\psi'_{n-1}(z)}{\psi_{n-1}(z)} = \frac{n}{z} - \left(\frac{n}{z} + \frac{\psi'_n(z)}{\psi_n(z)} \right)^{-1}, \quad \frac{\psi'_{n_{\max}+20}(z)}{\psi_{n_{\max}+20}(z)} = 0 \quad (10)$$

$$\frac{\zeta'_n(z)}{\zeta_n(z)} = \left(\frac{n}{z} - \frac{\zeta'_{n-1}(z)}{\zeta_{n-1}(z)} \right)^{-1} - \frac{n}{z}, \quad \frac{\zeta'_0(z)}{\zeta_0(z)} = -i \quad (11)$$

$$\frac{\psi_{n+1}(z)}{\zeta_{n+1}(z)} = \frac{\psi_n(z)}{\zeta_n(z)} \left(\frac{n+1}{z} - \frac{\psi'_n(z)}{\psi_n(z)} \right) \left(\frac{n+1}{z} - \frac{\zeta'_n(z)}{\zeta_n(z)} \right)^{-1}, \quad \frac{\psi_1(z)}{\zeta_1(z)} = \frac{1}{2} e^{2iz} \frac{z+i}{z-i} + \frac{1}{2} \quad (12)$$

$$155 \quad \zeta_n(z_1)\psi_n(z_2) = \frac{\zeta_{n-1}(z_1)\psi_{n-1}(z_2)}{\left(\frac{\zeta'_n(z_1)}{\zeta_n(z_1)} + \frac{n}{z_1} \right) \left(\frac{\psi'_n(z_2)}{\psi_n(z_2)} + \frac{n}{z_2} \right)}, \quad \zeta_0(z_1)\psi_0(z_2) = \frac{1}{2} e^{-iz_1+iz_2} - \frac{1}{2} e^{-iz_1-iz_2} \quad (13)$$

$$\frac{\psi_n(z_1)}{\psi_n(z_2)} = \frac{\psi_{n-1}(z_1) \frac{\psi'_n(z_2)}{\psi_n(z_2)} + \frac{n}{z_2}}{\psi_{n-1}(z_2) \frac{\psi'_n(z_1)}{\psi_n(z_1)} + \frac{n}{z_1}}, \quad \frac{\psi_0(z_1)}{\psi_0(z_2)} = \frac{e^{-i(z_1+z_2)} - e^{i(z_1-z_2)}}{e^{-2iz_2} - 1} \quad (14)$$

where the square brackets have been dropped to avoid clutter. The variable n_{\max} is the number of Mie coefficients necessary to calculate to ensure convergence and is estimated as:

$$n_{\max} = \text{Re}\{m_s\}x_s + 4.3(\text{Re}\{m_s\}x_s)^{\frac{1}{3}} + 3 \quad (15)$$

160 based on Johnson (1996). The additional 20 terms calculated for the downward recurrence in Eq. 10 are discarded. Likewise, in equations 1-4 the 0-th terms of a_n and b_n are not needed and so the 0th terms of the above recurrence relations (Eqs. 10-14) can also be discarded. The TAMie package includes a separate, more efficient, subroutine for the homogeneous sphere case that shares subroutines for calculating the recursion relations in Eqs. 10, 11 and 12 with the coated sphere code, and in the event that the coated sphere function is called with $m_c = m_s$, $x_c/x_s < 0.01$, or $x_c/x_s > 0.99$ uses the homogeneous sphere solution
 165 instead (using the refractive index of just the shell or just the core). This algorithm has been implemented in the “sphere” and “coreshell” subroutines of the TAMie.py Python script released alongside this manuscript. TAMie has been implemented to leverage numba (Lam et al., 2015) just-in-time compiling. Numba is a software library that compiles Python programs directly to machine code. It has very limited impact on the structure of the Python script and only requires the addition of function decorators to each of the compiled subroutines. Using this approach, TAMie achieves computation times comparable
 170 to Fortran Mie codes while retaining the simplicity and readability of Python code.

While the above formulas have all been published by past authors, we have opted to reproduce them here in a concise manner yet in enough detail that our Mie solver can be re-produced without external references, and to provide a description that uses notation that is consistent with both our Python code and the remainder of this manuscript. For more detailed explanations of the reasoning behind the algorithm’s construction and the choice and stability of the recursion relations see Toon and Ackerman
 175 (1981) and Wiscombe (1979).

	Q_e		Q_s		g	
Percentile	90	99.9	90	99.9	90	99.9
Coated Spheres						
DMiLay vs TAMie	9.2×10^{-5}	0.11	0.00013	0.12	2.9×10^{-5}	0.029
PyMieScatt vs TAMie	0.0068	0.099	0.0076	0.13	0.0021	0.036
DMiLay vs PyMieScatt	0.0056	0.077	0.0062	0.1	0.0016	0.03
Homogeneous Spheres						
BHMIE vs TAMie	7×10^{-5}	0.00045	7×10^{-5}	0.00044	1.7×10^{-5}	0.00011
PyMieScatt vs TAMie	7.4×10^{-5}	0.00044	6.7×10^{-5}	0.00043	0.00058	0.00087
BHMIE vs PyMieScatt	1.3×10^{-5}	7.8×10^{-5}	6.9×10^{-6}	3.4×10^{-5}	0.00058	0.00087

Table 1. 90th and 99.9th percentile absolute differences between the outputs from TAMie and various other Mie scattering codes for both the coated and homogeneous sphere cases computed on a testing set of 10^6 randomly generated particles.

2.2 Mie code testing

To ensure TAMie functions properly, we compared it with several established Mie scattering codes. We chose to test against the Wiscombe (1993) Fortran implementation of the Toon and Ackerman (1981) algorithm for core-shell scattering, because it proved less likely to crash than their original implementation. For homogeneous spheres, we tested against Fortran code from Bohren and Huffman (1983). Both of these Fortran codes were compiled using the GNU Fortran compiler version 9.4.0 without passing optimization flags and wrapped using the f2py library to allow them to be called from a Python script. Finally, we performed a comparison to the PyMieScatt Python package (Sumlin et al., 2018) for both homogeneous and coated sphere cases. We tested the code on a dataset of 1M randomly generated layered particles, where the size parameter was randomly selected from $\ln\mathcal{U}(10^{-2}, 10^2)$ and the ratio of the core to shell radii was drawn from $\mathcal{U}(0.01, 0.99)$. The complex refractive indices of the core and shell were drawn independently from $m = \mathcal{U}(1.1, 3.0) + \ln\mathcal{U}(10^{-8}, 1)i$. Here, \mathcal{U} and $\ln\mathcal{U}$ represent uniform and log-uniform distributions respectively, with the bounds shown in the parenthesis. The same dataset was used for both the layered and homogeneous sphere cases, and when the homogeneous sphere cases were tested the shell size parameter and refractive index were used to represent the whole particle. Table 1 shows the 99th, and 99.9th-percentile absolute differences between the various algorithms and Table 2 shows the single-core run-time required by each code to evaluate all 1M test particles.

Percentiles of the absolute differences over the testing dataset are shown in Table 1 instead of maximum differences because much more appreciable discrepancies can occur in the most extreme cases for the coated-sphere dataset. The largest absolute differences between the scattering models tend to occur in cases where both $\text{Re}\{m_s\}$ and x_s are large and many Mie coefficients must be calculated. The largest difference between DMiLay and TAMie occurred for such a particle, for which DMiLay output $Q_e = 1.9$ and $Q_s = 2.6$ while TAMie output $Q_e = 2.1$ and $Q_s = 1.2$. Here TAMie’s result is more physically plausible because Q_s must be less than or equal to Q_e . In the worst case for PyMieScatt it output a completely non-physical scattering efficiency

Code	Citation	Sphere run-time (s)	Core-shell run-time (s)
BHMIE	(Bohren and Huffman, 1983)	5	-
DMiLay	(Wiscombe, 1993)	-	15
TAMie	-	6	15
TAMie (no numba)	-	22	138
PyMieScatt	(Sumlin et al., 2018)	156	431

Table 2. Time required for single CPU-core Mie calculations for all 10^6 test cases (on a Ryzen 9 3900xt CPU). Fortran Mie codes were compiled with the GNU Fortran compiler using default settings. Times are shown for TAMie with and without numba compiling.

of 160. We investigated these large disagreements by plotting curves comparing each scattering code to TAMie for a range of x_s and the same refractive indices and x_c/x_s ratio that caused significant disagreement with TAMie in the testing dataset (Figure 1). These plots indicate that in both cases it was DMiLay and PyMieScatt generating the erroneous values, and spurious spikes appear in their Q_s curves for specific values of x_s . The most extreme differences between the Mie codes were negligible in the homogeneous sphere case, where BHMIE and TAMie disagreed by 0.053 on an extinction efficiency and PyMieScatt and TAMie disagreed by 0.045 also on an extinction efficiency.

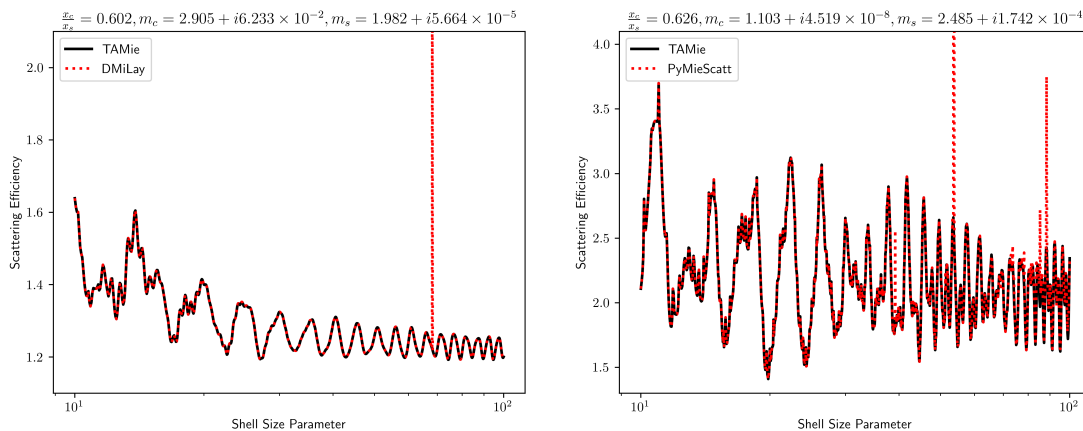


Figure 1. A comparison of scattering efficiency for a range of large size parameters in the specific test cases with the largest disagreement between TAMie and DMiLay (panel a) and TAMie and PyMieScatt (panel b).

Finally, we performed some additional checks on TAMie for specific input limits with known behaviour on smaller (10^5 samples) testing sets. For particles with size parameters sampled from $\ln\mathcal{U}(10^{-4}, 10^5)$, the output from the core-shell model with $m_s = m_c$ never diverged from the spherical scattering model's output by more than 10^{-14} (disabling the core-shell code's ability to call the homogeneous sphere code when $m_s = m_c$). In the Rayleigh scattering limit ($x \ll 1$), it is appropriate to use

the approximation (Bohren and Huffman, 1983):

$$Q_e = Q_s + Q_a \quad Q_s = \frac{8}{3}x^4 \left| \frac{m^2 - 1}{m^2 + 2} \right|^2 \quad Q_a = 4x \operatorname{Im} \left\{ \frac{m^2 - 1}{m^2 + 2} \right\} \left(1 + \frac{4x^3}{3} \operatorname{Im} \left\{ \frac{m^2 - 1}{m^2 + 2} \right\} \right). \quad (16)$$

For random inputs with x_s drawn from $\ln\mathcal{U}(10^{-5}, 10^{-2})$ the maximum absolute difference between the efficiencies output from
 210 TAMie and this approximation was 4.2×10^{-5} . Finally, in the geometric limit ($x \gg 1$) the extinction efficiency approaches
 2. Even for particles with $x_s > 100$ the solution may still oscillate around 2 as x_s changes however. For a testing set of random
 inputs with x_s sampled from $\ln\mathcal{U}(10^2, 10^5)$, the mean Q_e was 2.02 with a standard deviation of 0.04.

In closing, TAMie provides a new, entirely Python based, code based on established algorithms for computing the optical
 properties of homogeneous and coated spheres. It shows good agreement with existing Fortran and Python Mie scattering codes
 215 and appropriate behaviour in the Rayleigh and Geometric limits, and when the core-shell solution approaches the homogeneous
 sphere solution. In the cases where there were large disagreements between TAMie and existing codes it appears that the
 discrepancies originated with the existing algorithms. The numba compiled version of TAMie achieves substantially faster
 run-times than conventional Python code and is only slightly slower than Fortran solutions. We note though, that more modern
 compiled scattering codes exist, that more speed could likely be achieved by the Fortran codes tested here using appropriate
 220 compiler optimization flags, and that PyMieScatt offers more features than TAMie. We believe that the TAMie code fills a gap
 in currently available scattering codes though, and will be useful for those that wish to perform fast Mie calculations in Python.
 In the following sections, we use outputs from TAMie to train a neural network emulator to predict the bulk optical properties
 of aerosol populations.

3 Bulk optics

225 Mie codes can accurately calculate the optical properties of individual particles. Real atmospheric aerosol populations are
 not monodisperse, however. To calculate the bulk optics of a particle distribution with Mie code, one must compute optical
 properties for all relevant particle sizes and then integrate them over the particle size distribution. The repeated calls to Mie code
 necessary to do this, together with the fact that the procedure must be repeated for different wavelengths and aerosol species,
 make this approach computationally infeasible in global atmosphere simulations. Instead, bulk AOPs are parameterized.

230 3.1 Bulk aerosol optics calculations

Bulk optics parameterizations typically estimate three quantities for an aerosol population: the dimensionless bulk asymmetry
 parameter (\bar{j}) and the mass absorption and scattering coefficients, k_a and k_s respectively, which have units of ($\text{m}^2 \text{kg}^{-1}$).
 Alternatively, the mass extinction coefficient (k_e) and/or the dimensionless single scattering albedo (ω) might be used. These
 parameters satisfy the constraints: $k_e = k_s + k_a$ and $\omega = k_s k_e^{-1}$ and are thus interchangeable. The mass extinction coefficient
 235 for a poly-disperse aerosol population is defined:

$$k_e = \frac{\int_0^\infty p(r)Q_e(r, \lambda, m)\pi r^2 dr}{\int_0^\infty p(r)\rho \frac{4\pi}{3} r^3 dr} \quad (17)$$

where the subscript e can be interchanged with a or s to define the mass absorption or scattering coefficients respectively (Petty, 2006). Here, p represents the particle size distribution and ρ is the density of the aerosol species. The mass extinction coefficient is defined in such a way that multiplying by the aerosol mass mixing ratio M (kg kg^{-1}), air density ρ_a (kg m^{-3}), and path length Δz (m) yields the aerosol optical depth τ :

$$\tau = k_e \rho_a M \Delta z. \quad (18)$$

The bulk asymmetry parameter \bar{g} is defined in a similar way:

$$\bar{g} = \frac{\int_0^\infty g(r)p(r)Q_s(r, \lambda, m)r^2 dr}{\int_0^\infty p(r)Q_s(r, \lambda, m)r^2 dr} \quad (19)$$

(Petty, 2006), and can be thought of as a weighted average of the particle asymmetry parameters. Finally, modal aerosol models assume a different log-normal size distribution for each of their aerosol modes of the form:

$$p(r) = \ln \mathcal{N}(r, \mu, \sigma) = \frac{1}{r \ln(\sigma) \sqrt{2\pi}} e^{-\left(\frac{\ln(r/\mu)^2}{2 \ln(\sigma)^2}\right)} \quad (20)$$

where μ and σ represent the geometric mean and standard deviation of the particle size distribution, r is the particle radius, and $\ln \mathcal{N}$ represents a log-normal distribution.

3.2 E3SM parameterization

NeuralMie is meant to be model agnostic, but our intended use is deployment in the E3SM (Golaz et al., 2019) Atmosphere Model version 1 (EAMv1) (Rasch et al., 2019). EAMv1 simulates aerosols with the 4-mode version of the Modal Aerosol Module (MAM4) (Liu et al., 2012, 2016; Wang et al., 2020), which splits aerosol populations between 4 different size modes: Aitken, Accumulation, Coarse, and Primary Carbon, each with an assumed log-normal size distribution. When EAM's radiation code is run (RRTMG (Iacono et al., 2008; Pincus and Stevens, 2013)), it calls a parameterization (Ghan and Zaveri, 2007; Ghan et al., 2001) that estimates the bulk optics of the aerosols represented by MAM4 assuming internal mixing within each mode. This parameterization is also used in other ESMs, including the Community Earth System Model v2.2 (Danabasoglu et al., 2020).

The existing optics parameterization uses a lookup table based approach to estimate bulk AOPs based on values that were pre-computed using Mie code. The lookup table is 5-dimensional and takes information about the wavelength (30), aerosol mode (4), geometric mean radius of the size distribution (5), and the real (7) and imaginary (10) components of the refractive index as input, where the values in the parenthesis represent the table's resolution along the corresponding dimension. The high dimensionality of the table means that its resolution cannot be increased without making it significantly larger. When called, the

parameterization estimates AOPs by performing 2-D interpolation with respect to the components of the refractive index and Chebyshev (Vetterling et al., 1988) interpolation along the geometric mean radius dimension, while the other two dimensions are discrete and do not require interpolation. The Chebyshev interpolation along the geometric mean radius dimension allows this dimension to be stored at lower resolution than would otherwise be required. Ultimately, 3 such tables are required to store mass scattering coefficients, mass absorption coefficients, and the bulk asymmetry parameter.

The coarse resolution of the lookup tables used in E3SM’s current parameterization introduce error in simulated AOPs. Ghan and Zaveri (2007) do not report errors for a large testing dataset, but evaluate several important test cases and report typical errors less than 20%. Geiss et al. (2023) performed a more in-depth comparison of an ML emulator to EAM’s existing parameterization and found that using neural networks for the same task could reduce error by multiple orders of magnitude, to the point where it is negligibly small compared to other sources of error like sphericity and mixing assumptions.

3.3 An ML-friendly formulation

Mie calculations depend only on size parameter ($x = \frac{2\pi r}{\lambda}$) and index of refraction, meaning that two particles with the same refractive index but different sizes can have identical scattering properties at the appropriate wavelengths. This is a symmetry that can be leveraged to reduce the dimensionality of the optics parameterization problem. The only difficulty is that the parameterization predicts bulk AOPs integrated over a particle size distribution, and to leverage this property, we must reformulate the bulk problem in terms of the size parameter. While a neural network can certainly be trained to predict k_e as a function of both μ and λ , a goal of this study is to develop a neural network emulator that is significantly more generalizable and flexible than in Geiss et al. (2023). Re-formulation in terms of the size parameter means that the trained network will be able to generalize to wavelengths and particle size ranges that fall outside of its training dataset, a rarity in typical neural network applications (Haley and Soloway, 1992; Xu et al., 2020). Furthermore, ML models can often benefit from dimensionality reduction on their input space (Murphy, 2012) and here that can be done by leveraging a known symmetry in the underlying physical system. To this end, we combine Equations 17 and 20 and introduce the following substitutions:

$$r = \frac{\lambda x}{2\pi} \quad \mu = \frac{\lambda \mu_x}{2\pi} \quad \frac{dr}{dx} = \frac{\lambda}{2\pi} \quad (21)$$

$$k_e \lambda \rho = \frac{3\pi \int_0^\infty e^{-\left(\frac{\log(x/\mu_x)^2}{2\ln(\sigma)^2}\right)} Q_e(x, m) x dx}{2 \int_0^\infty e^{-\left(\frac{\log(x/\mu_x)^2}{2\ln(\sigma)^2}\right)} x^2 dx}. \quad (22)$$

The scaling factor in front of the exponential in $p(r)$ and most of the constants introduced by the substitutions cancel out. This leaves only one instance of λ and ρ which can be pulled out of the integral and moved to the left hand side. The value of $\lambda \rho$ will be known at inference time so we opt to train our neural network to predict the function on the right-hand side in Equation 22 and can simply divide its predictions by $\lambda \rho$. With this formulation, the neural network requires μ_x as an input rather than both μ and λ , and the input dimensionality has been reduced by 1.

We have designed NeuralMie to predict 3 output values: $(k_e \lambda \rho)$, ω , and \bar{g} . ω and \bar{g} are dimensionless parameters, and it can be seen by inspection of Eqs. 19 and 22 and from the relation $\omega = k_s k_e^{-1}$ that performing the substitutions in Eq. 21 results in all of the extra terms introduced canceling and neither ω or \bar{g} need to be scaled to be predicted as functions of μ_x . For k_e , scaling by $\lambda \rho$ allows it to be predicted as a function of μ_x and conveniently yields a non-dimensional value, though values of $k_e \lambda \rho$ still span multiple orders of magnitude in practice.

Re-formulating the bulk optics problem in this way is beneficial from an ML perspective for 3 main reasons: 1) the range of possible values for $k_e \lambda \rho$ is smaller than k_e because of the wavelength scaling. Meanwhile the other two predictands remain bounded to the range $[0,1]$ (mathematically, \bar{g} is in the range $[-1,1]$, but for the aerosol populations considered here is non-negative), which is convenient for neural networks because a sigmoid output activation can be used for these two values. 2) the dimensionality of the input space has been reduced by one, making this a simpler problem to solve. 3) a neural network trained to perform predictions in terms of μ_x can extrapolate and make predictions for values of μ and λ that were not in the range of the training data as long as the associated value of μ_x was.

3.4 Bulk optics in the Rayleigh limit

In the Rayleigh limit it is not necessary to use a neural network emulator to calculate bulk AOPs. Eq. 17 with Eqs. 16 and 20 plugged in for Q and p , respectively, has an analytical solution in terms of the error function:

$$k_s = \frac{4\pi\mu_x^3}{\lambda\rho} e^{\frac{27}{2}\ln(\sigma)^2} \left| \frac{m^2 - 1}{m^2 + 2} \right|^2 \frac{\left[\operatorname{erf} \left\{ \frac{6\ln(\sigma)^2 - \ln(x/\mu_x)}{\sqrt{2\ln(\sigma)}} \right\} \right]_{x_1}^{x_2}}{\left[\operatorname{erf} \left\{ \frac{3\ln(\sigma)^2 - \ln(x/\mu_x)}{\sqrt{2\ln(\sigma)}} \right\} \right]_{x_1}^{x_2}} \quad k_a = \frac{6\pi}{\lambda\rho} \operatorname{Im} \left\{ \frac{m^2 - 1}{m^2 + 2} \right\} \quad (23)$$

where we have dropped the x^4 term in the approximation of Q_a , since the x term will dominate for small values of x . For the core-shell case we simply use volume-weighted mixing of the refractive index in this limit. We also assume $g \rightarrow 0$. The use of the Rayleigh approximation in this limit allows the neural network to focus only on learning cases where Mie scattering is relevant. This approximation was appropriate to use for about 22% of the testing data generated for NeuralMie (discussed in Section 4.2). The mean absolute errors on that data for ω and \bar{g} were 0.0002 and 0.0017 respectively. In Section 4 we use the mean absolute percentage error (MAPE) to evaluate estimated mass extinction coefficients, but in this limit many of the values of k_e are very close to zero and the formulation for MAPE means it can explode for very small inputs. Meanwhile, a metric like mean absolute error (MAE) will be completely dominated by the handful of very large values of k_e . As a compromise, we report that using the approximation in Eq. 23, the MAPE when the true value of $k_e \lambda \rho$ is 0.01 or greater is 0.048% while the MAE when the true value of $k_e \lambda \rho$ is less than 0.01 is 1.86×10^{-6} .

In the next Section we introduce NeuralMie, which is meant to be used alongside this approximation. In the event that the inputs can be accurately computed using the Rayleigh approximation, Eq. 23 is significantly faster to evaluate than performing inference with the neural network, and using this approach reduces the range of behaviors the neural network needs to learn.

Variable:	$\mu_x = 2\pi\mu/\lambda$	σ	$Re\{m\}$	$Im\{m\}$	$f = x_c/x_s$
Scaling function:	$(\ln(\mu_x) + 1.5)/3.6$	$2\sigma - 4$	$2Re\{m\} - 4$	$(\ln(Im\{m\}) + 9)/5$	$4f - 2$

Table 3. Neural network input scaling functions. These map from physical input variables to dimensionless inputs that are approximately uniformly distributed in the range -2 to 2.

Variable:	k_e	ω	g
Scaling function:	$e^{o_1}/(\lambda\rho)$	$1/(1 + e^{-o_2})$	$1/(1 + e^{-o_3})$

Table 4. Neural network output scaling functions. These map from the three dimensionless outputs from NeuralMie’s output layer (denoted o_1 , o_2 , and o_3 above) to physical values of k_e , ω , and g .

4 NeuralMie

This section introduces “NeuralMie,” a neural network based emulator for bulk AOPs. It consists of two different neural networks, one trained to represent scattering by log-normally distributed populations of homogeneous spherical particles and one for coated spherical particles. It can handle both internal and external mixing assumptions, and combinations thereof, using multiple inferences. The model has been created with use in E3SM in mind, though is designed in such a way that it should be compatible with other Earth system models, climate models, and weather models, and can be used as a general purpose and fast alternative to Mie code for particle populations with refractive indices in the range of values it was trained on (Table 5).

4.1 Setup

Both the homogeneous and coated sphere cases use a four-layer feed forward neural network. All of the model’s internal connections use the “swish” activation with $\beta = 1$ (Chollet et al., 2015) (sometimes called the “SiLU” or “sigmoid linear unit” activation function (Ramachandran et al., 2017; Hendrycks and Gimpel, 2016)). In the homogeneous sphere case, the neural network takes 4 inputs: $\mu_x = 2\pi\mu/\lambda$, σ , $Re\{m\}$, and $Im\{m\}$ (in that order). These are the geometric mean radius of the size distribution expressed as a size parameter, the geometric standard deviation of the size distribution, and the real and imaginary components of the aerosol’s refractive index respectively. In the core-shell case, it takes 7 inputs, two additional values representing the core’s refractive index, and a value $f = x_c/x_s$ representing the ratio of the core’s radius to the particle radius. Each of the inputs is scaled to a range of approximately -2 to 2 using the transforms shown in Table 3.

The model’s output layer does not apply an activation function and outputs three values o_1 , o_2 , and o_3 , corresponding to k_e , ω , and \bar{g} . To convert the outputs to physical values the transforms in Table 4 must be applied. The choice to use linear output was made mainly due to the limitations of the Fortran Keras bridge (Ott et al., 2020), which we are using to deploy the model in Fortran.

Outputting k_e scaled by the wavelength and density is critical for ensuring the flexibility of NeuralMie. Firstly, the density is not necessary for scattering calculations and this value can be applied after inference. More importantly, scaling by the wavelength allows for the neural network to represent scattering entirely in terms of the dimensionless size parameter which makes its performance largely independent of wavelength and particle size (geometric mean radius). We opted to predict the single scattering albedo in addition to k_e and \bar{g} because it is bounded by 0 and 1. This means we can apply a sigmoid function to the neural network’s output to bound it to a physical range. Constructing the outputs this way can be thought of as predicting the mass extinction coefficient and then predicting what fraction of it is partitioned into scattering versus absorption. This is an implicitly enforced analytical constraint (Beucler et al., 2021), albeit a simple one, in that the network’s output cannot break the constraints $k_e = k_a + k_s$ and $\omega = k_s k_e^{-1}$ (Bohren and Huffman, 1983).

350 4.2 Datasets

The training, validation, and testing datasets were generated by randomly sampling a large range of plausible values of the various input parameters. The ranges sampled for each input variable have been chosen to span the range possible inputs that could be produced by the various versions of MAM. The range and distribution of values sampled for each variable are given in Table 5.

355 To train and evaluate NeuralMie, we generated a dataset of 100M randomly generated log-normal aerosol size distributions. Of these, we allocated the first 80M as training data, the subsequent 10M as validation data, and the final 10M as testing data. Because each sample was generated randomly and independently, the validation and testing data are uncorrelated with the training data, but may contain individual samples that are nearby specific points in the training dataset. To ensure that the model has not overfit within its support, it will be important to analyze not just the mean error but the spread of errors for the testing set when evaluating the model (Section 4.5).

Each of the input samples has all 7 inputs required by the core-shell model. We generated two sets of target data though, one for core-shell scattering and one for the homogeneous sphere case. In the homogeneous sphere case, only the first input refractive index (m_s) is used for the whole particle and f is discarded. The target data were calculated by numerical integration of Eq. 17 in log-coordinates, spanning 1024 logarithmically spaced values of r . Extinction, scattering, and absorption efficiencies for each value of r were computed using TAMie. The integration bounds were determined using the log-normal cumulative density function to encompass 99.9% of the area under the size distribution.

As discussed in Section 3.4, in some cases it is sufficient to use a Rayleigh scattering approximation to compute the bulk optics, and the randomly generated inputs included some of these cases. We chose to retain those cases for testing of our Rayleigh approximation function, but did not include them in training or evaluation of the ANNs because inputs in this regime will not be fed to the ANN in deployment. This reduced the size of each of the training, validation, and testing sets by around 22%. We opted to use the Rayleigh approximation (Eq. 23) when the upper bound of integration was less than or equal to $x = 0.1$. Specifically, the criteria is computed:

Variable:	$\lambda(m)$	$\mu(m)$	σ	$Re\{m\}$	$Im\{m\}$	$f = r_c/r_s$
Distribution:	$\ln\mathcal{U}$	$\ln\mathcal{U}$	\mathcal{U}	\mathcal{U}	$\ln\mathcal{U}$	\mathcal{U}
Range:	$(2 \times 10^{-7}, 10^{-3})$	$(5 \times 10^{-9}, 5 \times 10^{-5})$	$(1.2, 2.8)$	$(1.1, 3.0)$	$(10^{-8}, 1)$	$(0, .98)$

Table 5. Random distributions and sampling ranges used to generate the training, testing, and validation inputs.

$$\mu e^{\sqrt{2}\ln(\sigma)\text{erf}^{-1}(0.999)} \leq 0.1 \quad (24)$$

where erf^{-1} is the inverse error function.

375 4.3 Training procedure

The neural networks were trained in two stages. In the first stage, we performed a limited hyperparameter search that involved relatively short training runs to determine optimal model sizes for each of the two ANNs. During this stage, models were trained on the training dataset and evaluated on the validation dataset. In the second stage, once model architectures were selected, a final training run was performed on both the training and validation data and these models were evaluated on the testing dataset.

In both phases, we used the Adam optimizer (Kingma and Ba, 2014) with an initial learning rate of 0.001. We applied learning rate reductions by a factor of 10 at 30, 60, and 90% of the way through training. We experimented with a range of batch sizes and found that the model could train well with a large batch size (1000s of samples) but performed slightly better with a much smaller batch size (tens of samples). Training on large batches is attractive because it allows for significant GPU acceleration, so we opted to use a batch size of 2048 and train for 100 epochs during the hyperparameter tuning phase (about 1.5hrs per ANN on GPU) and a batch size of 64 and train for 33 epochs during the final training phase (8-12hrs per ANN on CPU). These training durations and learning rate schedules were decided by manually monitoring the training loss and making a qualitative decision as to when the model skill had stopped increasing appreciably. We found it useful to use $100\times$ the hyperbolic tangent of the absolute fractional error for k_e as a performance metric during training. This is similar to the mean arc-tangent absolute percentage error, and approximates the MAPE with contributions from cases with extreme percentage errors suppressed to 100%.

NeuralMie’s outputs have different physical meaning and scaling, so we had to implement a custom loss function that treats k_e differently than ω , and \bar{g} (and performs the sigmoid scaling necessary to retrieve ω and \bar{g} from the model’s output layer). Ultimately we decided to use the mean absolute error (MAE) for ω and \bar{g} and use the root mean squared log error (RMSLE) for $k_e\lambda\rho$. We found that simply summing the three losses was effective and a scaling parameter was not needed to combine them. Specifically, the loss was computed as:

$$\mathcal{L} = \sqrt{\frac{1}{N} \sum_N (\ln(k_e \lambda \rho) - \widehat{\ln(k_e \lambda \rho)})^2} + \frac{1}{N} \sum_N (|\omega - \widehat{\omega}| + |g - \widehat{g}|) \quad (25)$$

where values with hats are predicted values while those without are target values and $\frac{1}{N} \sum_N$ represents an average with respect to the samples in a training batch of size N . Recall that the neural networks do not apply an activation to their last layer, so expressed in terms of the model’s outputs, the loss is:

$$\mathcal{L} = \sqrt{\frac{1}{N} \sum_N (\ln(k_e \lambda \rho) - \widehat{o}_1)^2} + \frac{1}{N} \sum_N (|\omega - \text{sig}(\widehat{o}_2)| + |\bar{g} - \text{sig}(\widehat{o}_3)|) \quad (26)$$

where “sig” represents the sigmoid function. The RMSLE can be computed using a ratio of the ground truth to the output, so, while we have written them out here, values of $\lambda \rho$ do not need to be used in the loss function implementation.

4.4 Model selection

In our previous work (Geiss et al., 2023) we utilized a neural architecture search strategy (Elsken et al., 2019; Hutter et al., 2019) that included random wiring of network layers (Xie et al., 2019), and found that this strategy produced more skilled models than those found in a search of conventional, serially connected, architectures. This technique has been shown to be beneficial in other applications in atmospheric science (Yik et al., 2023) likely due to its ability to identify specific skip connections (He et al., 2016) helpful for the target task. Ultimately we would like NeuralMie to be deployable in Fortran-based weather and climate models however, and we are using the Fortran-Keras bridge to accomplish this which does not support complex model architectures (Ott et al., 2020). For this reason, we performed a more limited hyperparameter search of conventional serially connected ANNs to determine an optimal model. Future versions of E3SM will be written in C++ which will make deploying ML models significantly easier, and so we may eventually produce a superior version of NeuralMie leveraging a random wiring architecture search, but leave this as a future task for now.

Our parameter search and many of our model design choices are based on findings from Geiss et al. (2023). The main exception is that we have used “swish” transfer functions which we found to perform better than tanh. The Fortran Keras bridge (Ott et al., 2020) does not natively support swish, but it does support the sigmoid function and swish is simply the sigmoid times its input. We randomly generated 200 neural networks both for the homogeneous and coated sphere cases. The networks had randomly selected layer counts between 2 and 4 (Geiss et al., 2023) with equal numbers of neurons per layer (along with a 3-neuron output layer) and randomly selected total trainable parameter counts between 500 and 100,000. They were trained as described in Section 4.3 and then evaluated on the validation set.

Figure 2 shows the validation set MAPE for k_e plotted against model complexity (in terms of the number of parameters). In this plot we can clearly identify the Pareto frontier, and can strike a good balance between model accuracy and complexity by selecting a model for that lies near the elbow of the curve. Because this model is intended for use as a parameterization that could easily be called millions of times during a climate or weather simulation, there is significant benefit in using as

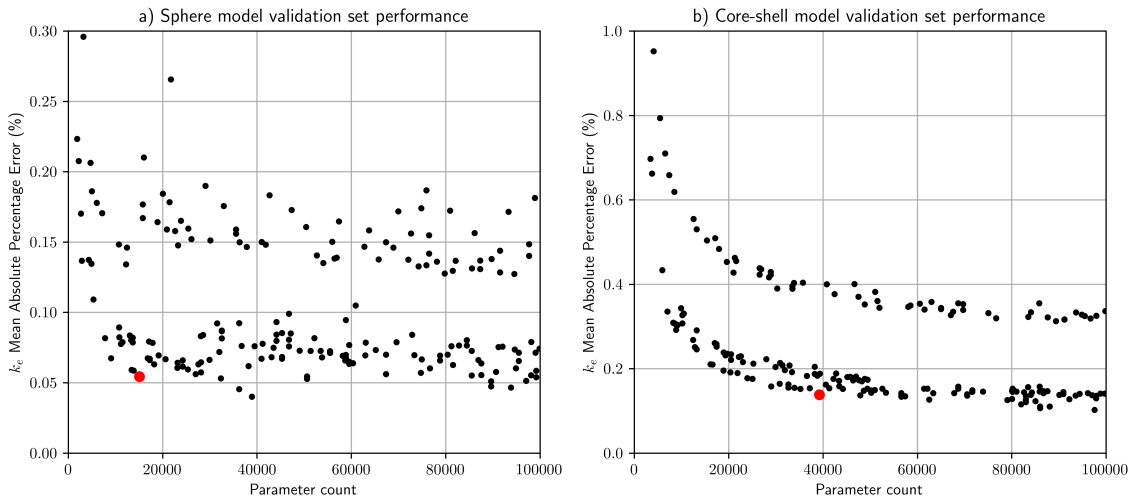


Figure 2. Mean absolute percentage error (MAPE) computed on the validation set for each of the randomly generated serially connected neural networks. Red dots represent the neural networks that were selected for use and provide a good balance between network size and performance.

few parameters as possible. Furthermore, accurate parsimonious models are less likely to overfit (Geman et al., 1992) and are generally more trustworthy as a result. The red markers in Figure 2 represent the architectures that we eventually chose for additional training. The homogeneous sphere model has 69 neurons in each of four hidden layers while the core-shell model has 112 neurons in each of four hidden layers.

430 Both panels in Figure 2 contain two bands of models, where one set performs considerably worse than the others. The upper band in each case corresponds to models with only two hidden layers, indicating that including at least three hidden layers is critical, but moving beyond that depth does not result in significantly better performance. In our previous work (Geiss et al., 2023), we performed a more detailed analysis of how choices regarding model architecture and depth impact this problem, and found that large networks with more than three hidden layers typically performed worse than those with three, which was not
 435 the case here. We hypothesize that this may be due to the use of the “swish” transfer function here instead of tanh. The tanh function saturates for any large-magnitude output from a layer and is thus more likely to suppress gradients when training deep ANNs (Bengio et al., 1994; He et al., 2016). More investigation would be needed to confirm this however.

4.5 Model performance

After selecting an model architecture for both the core-shell and homogeneous sphere problem, we performed a final round of
 440 training that included the training and validation data and used a much smaller batch size (Section 4.3). These final two models were then evaluated on the testing set, and their testing errors for all output parameters are summarized in Figures 3 and 4 and

in table 6. We chose to evaluate k_e in terms of absolute percentage error because its possible values span multiple orders of magnitude. Also, because it is computed as a ratio we can compute this metric without accounting for the extra $\lambda\rho$ term in Eq. 22. Meanwhile, the asymmetry parameter and single scattering albedo are bounded by 0 and 1, so we have expressed their error in terms of absolute error.

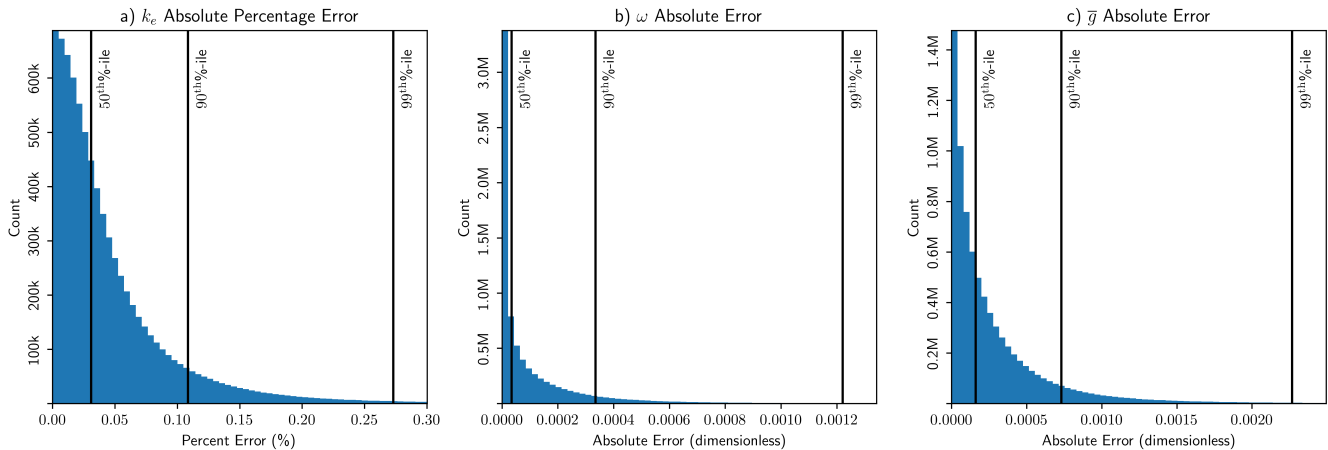


Figure 3. Error histograms for the homogeneous sphere Mie optics emulator.

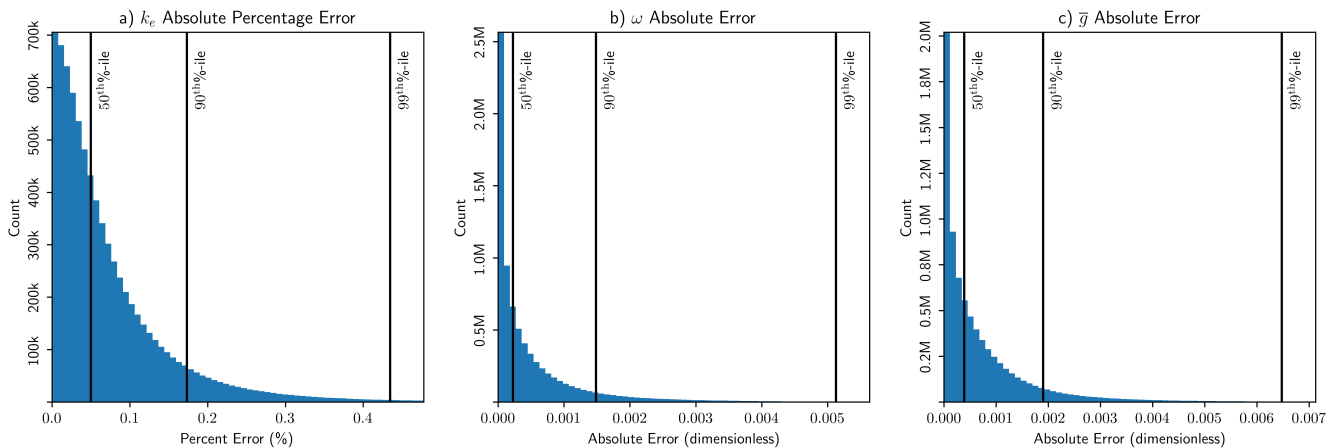


Figure 4. Error histograms for the coated sphere Mie optics emulator.

Both models are highly performant, with negligible error compared to other sources of uncertainty affecting aerosol optics (e.g. aerosol burden, composition, size distribution, etc.). Both achieve mean absolute percentage errors on the order of hundredths of a percent, which is dramatically better than the conventional parameterization (Ghan and Zaveri, 2007; Geiss et al., 2023). Table 6 also shows several percentile errors and the maximum error for the test set. The maximum absolute percentage

	Homogeneous Spheres			Coated Spheres		
	k_e (APE)	ω (AE)	\bar{g} (AE)	k_e (APE)	ω (AE)	\bar{g} (AE)
Mean	0.05%	1.3×10^{-4}	3.1×10^{-4}	0.08%	5.8×10^{-4}	8.1×10^{-4}
90 th percentile	0.11%	3.3×10^{-4}	7.3×10^{-4}	0.17%	1.5×10^{-3}	1.9×10^{-3}
99 th percentile	0.27%	1.2×10^{-3}	2.3×10^{-3}	0.43%	5.1×10^{-3}	6.5×10^{-3}
99.99 th percentile	0.66%	6.9×10^{-3}	1.1×10^{-2}	1.86%	2.4×10^{-2}	3.3×10^{-2}
Maximum	1.36%	2.3×10^{-2}	3.7×10^{-2}	31%	0.13	0.09

Table 6. NeuralMie errors on the testing set. Errors for the mass extinction coefficient (k_e) are expressed as Absolute Percentage Error (APE) because values of k_e span multiple orders of magnitude, while errors for the single scattering albedo (ω) and the bulk asymmetry parameter (\bar{g}) are expressed as Absolute Error (AE) because their values are constrained to a range of (0,1). The mean test set error, 90th percentile, 99th percentile, 99.99th percentile, and maximum error are shown to give an idea of the spread of the error. The maximum error for k_e for the core-shell case is an extreme outlier and only 9 of the 10M test cases had error exceeding 10%.

450 error for the homogeneous sphere case is only 1.36%. Meanwhile, the core-shell model had error even at the 99.99th percentile
of only 1.86%, but has a much higher maximum error of 31%. This is an extreme outlier case, and only 9 samples from the
10M sample testing set had k_e errors exceeding 10%. These were typically particles with very high or very low values of f ,
so it may be preferable to simply use a homogeneous mixing assumption in cases where the core is extremely small or the
shell is extremely thin. Figures 3 and 4 summarize the same information as Table 6 visually, and provide some insight into the
455 spread of the test error. Finally, absolute errors for ω and \bar{g} were also small, with errors on the order of or 10^{-3} out to the 99th
percentile.

Overall, this level of accuracy is a significant improvement over the existing parameterization. These models are accurate
enough that further improvements likely wont have a substantial impact on weather and climate simulations, and they are nearly
as good as running Mie code directly in a atmosphere simulation. In Geiss et al. (2023), we used a formulation of the problem
460 that closely followed Ghan and Zaveri’s (2007) parameterization. Here, we have used a different formulation and removed
some simplifications made by that algorithm, so our results are not directly comparable, and will differ for reasons other than
improved parameterization accuracy. That said, they report seeing errors of up to 10% for the test cases they evaluated and
the MAPE of 0.05% or 0.08% observed here for a significantly larger and more diverse test set is a substantial improvement.
Finally, Figure 5 shows a plot of specific extinction and scattering and the asymmetry parameter for a hypothetical population
465 of sulfate coated black carbon. This can be compared to the plots in Ghan and Zaveri (2007) where there is visible disagreement
between parameterized and true AOPs, whereas here there is no visually perceptible difference between the output from Mie
code and from NeuralMie.

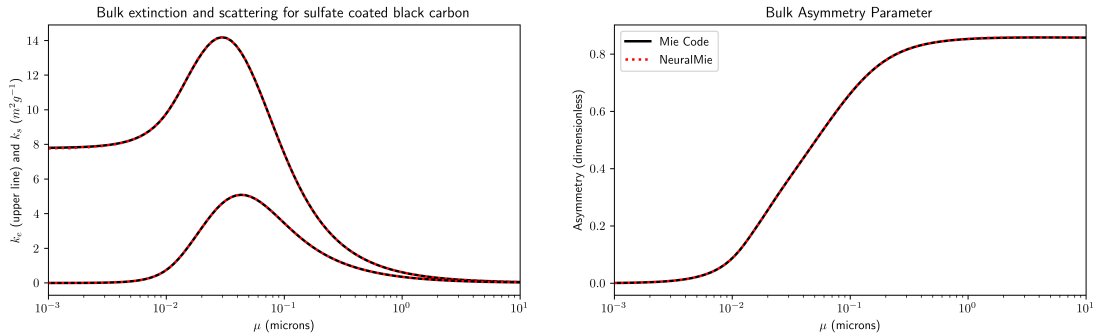


Figure 5. Scattering properties for log-normally distributed populations of sulfate coated black carbon with various values of μ . The core has a refractive index of $m = 1.95 + i0.78$ and a density of $\rho = 1.8\text{g cm}^{-3}$ while the shell has a refractive index of $1.55 + i1 \times 10^{-8}$ and a density of $\rho = 1.2\text{g cm}^{-3}$, with $f = 0.25$. The upper lines in the left panel correspond to extinction while the lower line corresponds to absorption.

5 Discussion

Here we have presented two contributions in the area of aerosol optics modeling: NeuralMie and TAMie. The TAMie scattering code implements the Toon and Ackerman (1981) Mie scattering algorithm in Python and provides an easy-to-use and easy-to-read Mie solver. It compares favorably to both established Fortran and Python Mie codes in terms of accuracy and stability, and achieves speeds comparable to Fortran solutions. It was invaluable for producing the volume of data needed to train the NeuralMie optics emulator, and we hope that future investigators will find it useful as well. NeuralMie provides a significant improvement in the accuracy with which aerosol optics are parameterized in E3SM. Not only does it add the capability to represent core-shell scattering, but it does so with a high level of flexibility for a neural network and incurs only a small fraction of the error of the parameterization that is currently deployed. In this section we discuss some of the limitations of the emulator, other approaches to aerosol optics emulation, and potential future use cases and areas of future research.

Neural Mie has several limitations that should be noted. The largest limitations are not necessarily specific to the machine learning model and are rooted in the simplifying assumptions about particle shapes and particle size distributions used in aerosol models and used to create the training data. Our solution assumes that aerosol populations are always log-normally distributed. This is not true in reality but is a very common simplifying assumption in modal aerosol models. This means that the neural network model is only appropriate for use alongside these models or in specific cases where the log-normal assumption is reasonable. Similarly, the assumption of particle sphericity (and perfect concentric spheres in the core-shell case) deviates from reality. It is appropriate for some types of atmospheric particles but not others. Notably, atmospheric black carbon can form highly irregular shapes that have significantly different scattering properties than spheres, though when it becomes coated in a large quantity of sulfate the sphericity assumption becomes more reasonable (Adachi et al., 2010). These differences in shape can substantially impact scattering properties. Finally, neural networks are typically poor extrapolators (Haley and Soloway, 1992; Xu et al., 2020). While we have designed this model to support nearly any wavelength and particle

size combination, it should only be trusted when the input refractive indices and size distribution standard deviations are within
490 the range the model was trained on (i.e., Table 5 in this study).

This model was designed to directly estimate the bulk optics of a particle size distribution, but there are other approaches to the same problem that we briefly discuss here. One strategy is to train a neural network to emulate Mie code, and compute individual particle optical properties rather than compute bulk optics directly. Two past studies we are aware of have done this (Kumar et al., 2024; Thong and Yoon, 2022; Stremme, 2019). A major benefit of this approach is that the resulting ML
495 model will be applicable to aerosol models that do not prescribe a particle size distribution (bin models for example), making it even more flexible. There are two main downsides to this method though. Firstly, to numerically compute the integral in Eq. 17, the ML model would need to be called multiple times to compute values of Q_e . This negates a significant amount of the performance improvement over Mie code, particularly considering that the number of Mie coefficients required scales with the size parameter, and in cases with a small size parameter a single call to Mie code can actually be much more efficient than
500 even a small neural network. Secondly, individual particles' optical properties vary much more rapidly as a function of size parameter than a log-normal aerosol populations' bulk AOPs vary as a function of the geometric mean radius (e.g. Figures 1 and 5). This is because integrating AOPs over a size distribution smooths out the variability in the individual particle optical properties. This makes the bulk AOPs much easier to predict than particle optics with a small neural network and is likely a large contributor to NeuralMie's extremely low error. Another, quite different, approach is to skip the process of estimating
505 AOPs altogether. This could be done in cases where the entire radiative transfer scheme is emulated, and it is conceivable that a radiative transfer emulator could be developed that ingests information about aerosol populations directly. This approach bypasses the need for a standalone optics parameterization because those calculations would be handled internally by the emulator. The downside is that the emulator would have to be retrained to accommodate any changes to the aerosol model, and re-training such an emulator is much more difficult than retraining an aerosol optics emulator. We believe Neural Mie strikes a
510 good balance between generalizability, speed, and accuracy compared to these other approaches.

Work to integrate Neural Mie into E3SM is ongoing. Based on offline results, we expect that online accuracy will be comparable to running Mie scattering code directly in the model. At the time of writing, both the homogeneous sphere and coated sphere versions of NeuralMie have been run stably in E3SM for multi-year simulations, but a detailed analysis of the impacts of NeuralMie on the simulated climate will be the focus of future work. A remaining hurdle is that NeuralMie
515 is slower than the existing aerosol optics parameterization. The current parameterization is similar to a lookup table and has higher memory usage but near negligible computational cost compared to a neural network. Initial simulations with the homogeneous sphere version of NeuralMie took approximately twice as long and simulations with the coated sphere version took approximately four times as long. This additional computational expense may be acceptable for an aerosol-focused study but is too high to deploy NeuralMie operationally as the default aerosol optics scheme in E3SM. Fortunately, there are a variety
520 of potential pathways to optimize the computational cost of NeuralMie: 1) Performing batched inference with an optimized linear algebra library (e.g. BLAS) (Ukkonen et al., 2020). To determine aerosol optical properties within a grid cell, NeuralMie must be inferenced for each aerosol mode and wavelength combination (120 times for MAM4 in E3SM). FKB does this sequentially with the Fortran "matmul" function, but all 120 can be done simultaneously instead. 2) Predicting all wavelengths

in a single inference step with a single model. This would negate much of NeuralMie’s flexibility and require re-training for
525 different MAM and spectral configurations, but would undoubtedly be faster. 3) Reducing the model size, either by selecting a
smaller architecture that incurs slightly higher error, exploring a wider variety of architectures, or model pruning. 4) Training
multiple smaller models. For example, only the absorption output by NeuralMie is used for the longwave spectral bands in
E3SM, so a separate, smaller, model could be used in those cases. 5) Only calling NeuralMie when there is appreciable aerosol
loading and otherwise using a simpler method. The results of of these efforts and evaluation of the emulator in E3SM will be
530 documented in a future manuscript.

There are several other areas of potential future research and applications for NeuralMie. Firstly, black carbon has a partic-
ularly large radiative impact, and is the strongest absorbing common aerosol species (Bond et al., 2013). When mixed with
other aerosol species the difference in absorption estimates under homogeneous versus core-shell mixing assumptions can
be substantial (Adachi et al., 2010), and NeuralMie adds the capability to represent coated black carbon particles which will
535 improve the physical realism of E3SM. Black carbon particles can have highly irregular shapes however, which impact their
optical properties (Adachi et al., 2010; Fierce et al., 2020), and investigation of methods to correct for the errors associated with
NeuralMie’s sphericity assumption for black carbon specifically would be valuable. Finally, our previous work (Geiss et al.,
2023) leveraged a neural architecture search that included random wiring of network layers. We did not do this here because of
the limitations of the Fortran Keras bridge, but future versions of E3SM will be written in C++ which will make deployment of
540 complicated neural networks significantly easier. In the future it may be worthwhile to further tune the NeuralMie architecture
using this method to achieve even better accuracy or comparable accuracy with a smaller model. Ultimately, we expect that the
increase in accuracy and capability introduced by NeuralMie will improve E3SM’s ability to represent aerosol direct radiative
effects.

Code and data availability. The code for both NeuralMie and TAMie along with documentation and examples has been made publicly avail-
545 able through Github:
<https://github.com/pnml/NEURALMIE>.

The first release of the code is also permanently archived through Zenodo:
<https://zenodo.org/records/13900995>

550 The neural network training and hyperparameter search data is also available through Zenodo:
<https://zenodo.org/records/10840152>

Author contributions. AG designed code and methods, performed experiments, wrote manuscript. PM conceived project, secured funding,
555 edited manuscript

Competing interests. PM is a member of the editorial board of Geoscientific Model Development. AG declares no competing interests.

Acknowledgements. This study was supported as part of the “Enabling Aerosol–cloud interactions at GLObal convection-permitting scales (EAGLES)” project (project no. 74358), sponsored by the U.S. Department of Energy, Office of Science, Office of Biological and Environmental Research, Earth System Model Development (ESMD) program area. The Pacific Northwest National Laboratory is operated for DOE
560 by Battelle Memorial Institute under contract DE-AC05-76RL01830.

The research used high-performance computing resources from PNNL Research Computing as well as resources from the National Energy Research Scientific Computing Center (NERSC), a U.S. Department of Energy Office of Science User Facility located at Lawrence Berkeley National Laboratory (operated under contract no. DE-AC02-05CH11231 using NERSC award nos. ALCC-ERCAP0016315, BER-
565 ERCAP0015329, BER-ERCAP0018473, and BER-ERCAP0020990).

We thank Balwinder Singh and Sungduk Yu for their help with the Fortran Keras Bridge and assistance with E3SM integration. We also thank Laura Fierce, Rahul Zaveri, and Payton Beeler for their input regarding the optics of black carbon and sulfate-coated black carbon.

References

- 570 Adachi, K., Chung, S. H., and Buseck, P. R.: Shapes of soot aerosol particles and implications for their effects on climate, *Journal of Geophysical Research: Atmospheres*, 115, 2010.
- Aden, A. L. and Kerker, M.: Scattering of electromagnetic waves from two concentric spheres, *Journal of Applied Physics*, 22, 1242–1246, 1951.
- Albrecht, B. A.: Aerosols, cloud microphysics, and fractional cloudiness, *Science*, 245, 1227–1230, 1989.
- 575 Bellouin, N., Quaas, J., Gryspeerdt, E., Kinne, S., Stier, P., Watson-Parris, D., Boucher, O., Carslaw, K. S., Christensen, M., Daniau, A.-L., et al.: Bounding global aerosol radiative forcing of climate change, *Reviews of Geophysics*, 58, e2019RG000660, 2020.
- Belochitski, A. and Krasnopolsky, V.: Robustness of neural network emulations of radiative transfer parameterizations in a state-of-the-art general circulation model, *Geoscientific Model Development*, 14, 7425–7437, 2021.
- Bengio, Y., Simard, P., and Frasconi, P.: Learning long-term dependencies with gradient descent is difficult, *IEEE Transactions on Neural*
- 580 *Networks*, 5, 157–166, <https://doi.org/10.1109/72.279181>, 1994.
- Beucler, T., Pritchard, M., Rasp, S., Ott, J., Baldi, P., and Gentine, P.: Enforcing analytic constraints in neural networks emulating physical systems, *Physical Review Letters*, 126, 098302, 2021.
- Bohren, C. and Huffman, D.: *Absorption and Scattering of Light by Small Particles*, A Wiley-Interscience publication, Wiley, ISBN 9780471057727, 1983.
- 585 Bond, T. C. and Bergstrom, R. W.: Light absorption by carbonaceous particles: An investigative review, *Aerosol science and technology*, 40, 27–67, 2006.
- Bond, T. C., Doherty, S. J., Fahey, D. W., Forster, P. M., Berntsen, T., DeAngelo, B. J., Flanner, M. G., Ghan, S., Kärcher, B., Koch, D., et al.: Bounding the role of black carbon in the climate system: A scientific assessment, *Journal of geophysical research: Atmospheres*, 118, 5380–5552, 2013.
- 590 Boucher, O., Randall, D., Artaxo, P., Bretherton, C., Feingold, G., Forster, P., Kerminen, V.-M., Kondo, Y., Liao, H., Lohmann, U., Rasch, P., Satheesh, S., Sherwood, S., Stevens, B., and Zhang, X.: *Clouds and Aerosols*. In: *Climate Change 2013: The Physical Science Basis. Contribution of Working Group I to the Fifth Assessment Report of the Intergovernmental Panel on Climate Change*, Cambridge University Press, Cambridge, United Kingdom and New York, NY, USA., 2013.
- Boukabara, S.-A., Krasnopolsky, V., Penny, S. G., Stewart, J. Q., McGovern, A., Hall, D., Ten Hoeve, J. E., Hickey, J., Allen Huang, H.-L.,
- 595 Williams, J. K., et al.: Outlook for exploiting artificial intelligence in the earth and environmental sciences, *Bulletin of the American Meteorological Society*, 102, E1016–E1032, 2021.
- Brenowitz, N. D. and Bretherton, C. S.: Prognostic validation of a neural network unified physics parameterization, *Geophysical Research Letters*, 45, 6289–6298, 2018.
- Chen, X., Wang, J., Gomes, J., Dubovik, O., Yang, P., and Saito, M.: Analytical prediction of scattering properties of spheroidal dust particles
- 600 with machine learning, *Geophysical research letters*, 49, e2021GL097548, 2022.
- Chollet, F. et al.: *Keras*, GitHub, <https://github.com/fchollet/keras>, 2015.
- Danabasoglu, G., Lamarque, J.-F., Bacmeister, J., Bailey, D., DuVivier, A., Edwards, J., Emmons, L., Fasullo, J., Garcia, R., Gettelman, A., et al.: The community earth system model version 2 (CESM2), *Journal of Advances in Modeling Earth Systems*, 12, e2019MS001916, 2020.

- 605 Elsken, T., Metzner, J. H., and Hutter, F.: Neural Architecture Search: A Survey, *Journal of Machine Learning Research*, 20, 1–21, <http://jmlr.org/papers/v20/18-598.html>, 2019.
- Fan, J., Wang, Y., Rosenfeld, D., and Liu, X.: Review of aerosol–cloud interactions: Mechanisms, significance, and challenges, *Journal of the Atmospheric Sciences*, 73, 4221–4252, 2016.
- Fierce, L., Onasch, T. B., Cappa, C. D., Mazzoleni, C., China, S., Bhandari, J., Davidovits, P., Fischer, D. A., Helgestad, T., Lambe, A. T.,
610 et al.: Radiative absorption enhancements by black carbon controlled by particle-to-particle heterogeneity in composition, *Proceedings of the National Academy of Sciences*, 117, 5196–5203, 2020.
- Geiss, A., Ma, P.-L., Singh, B., and Hardin, J. C.: Emulating aerosol optics with randomly generated neural networks, *Geoscientific Model Development*, 16, 2355–2370, 2023.
- Geman, S., Bienenstock, E., and Doursat, R.: Neural Networks and the Bias/Variance Dilemma, *Neural Computation*, 4, 1–58,
615 <https://doi.org/10.1162/neco.1992.4.1.1>, 1992.
- Ghan, S., Laulainen, N., Easter, R., Wagener, R., Nemesure, S., Chapman, E., Zhang, Y., and Leung, R.: Evaluation of aerosol direct radiative forcing in MIRAGE, *Journal of Geophysical Research: Atmospheres*, 106, 5295–5316, 2001.
- Ghan, S. J. and Zaveri, R. A.: Parameterization of optical properties for hydrated internally mixed aerosol, *Journal of Geophysical Research Atmospheres*, 112, D10 201, <https://doi.org/https://doi.org/10.1029/2006JD007927>, 2007.
- 620 Golaz, J.-C., Caldwell, P. M., Van Roekel, L. P., Petersen, M. R., Tang, Q., Wolfe, J. D., Abeshu, G., Anantharaj, V., Asay-Davis, X. S., Bader, D. C., et al.: The DOE E3SM coupled model version 1: Overview and evaluation at standard resolution, *Journal of Advances in Modeling Earth Systems*, 11, 2089–2129, 2019.
- Goodfellow, I., Bengio, Y., and Courville, A.: *Deep Learning*, MIT Press, <http://www.deeplearningbook.org>, 2016.
- Haley, P. J. and Soloway, D.: Extrapolation limitations of multilayer feedforward neural networks, in: [Proceedings 1992] IJCNN international
625 joint conference on neural networks, vol. 4, pp. 25–30, IEEE, 1992.
- Hansen, J., Sato, M., Ruedy, R., Nazarenko, L., Lacis, A., Schmidt, G., Russell, G., Aleinov, I., Bauer, M., Bauer, S., et al.: Efficacy of climate forcings, *Journal of geophysical research: atmospheres*, 110, 2005.
- He, K., Zhang, X., Ren, S., and Sun, J.: Deep Residual Learning for Image Recognition, in: 2016 IEEE Conference on Computer Vision and Pattern Recognition (CVPR), pp. 770–778, <https://doi.org/10.1109/CVPR.2016.90>, 2016.
- 630 Hendrycks, D. and Gimpel, K.: Gaussian error linear units (gelus), arXiv preprint arXiv:1606.08415, 2016.
- Horvath, H.: Gustav Mie and the scattering and absorption of light by particles: Historic developments and basics, *Journal of Quantitative Spectroscopy and Radiative Transfer*, 110, 787–799, <https://doi.org/https://doi.org/10.1016/j.jqsrt.2009.02.022>, light Scattering: Mie and More Commemorating 100 years of Mie’s 1908 publication, 2009.
- Hutter, F., Kotthoff, L., and Vanschoren, J., eds.: *Automated Machine Learning - Methods, Systems, Challenges* (Chapter 1: Hyperparameter
635 Optimization, Springer, 2019.
- Iacono, M. J., Delamere, J. S., Mlawer, E. J., Shephard, M. W., Clough, S. A., and Collins, W. D.: Radiative forcing by long-lived greenhouse gases: Calculations with the AER radiative transfer models, *Journal of Geophysical Research: Atmospheres*, 113, 2008.
- Johnson, B. R.: Light scattering by a multilayer sphere, *Appl. Opt.*, 35, 3286–3296, <https://doi.org/10.1364/AO.35.003286>, 1996.
- Johnson, J. S., Regayre, L. A., Yoshioka, M., Pringle, K. J., Lee, L. A., Sexton, D. M., Rostron, J. W., Booth, B. B., and Carslaw, K. S.: The
640 importance of comprehensive parameter sampling and multiple observations for robust constraint of aerosol radiative forcing, *Atmospheric Chemistry and Physics*, 18, 13 031–13 053, 2018.
- Kingma, D. P. and Ba, J.: Adam: A method for stochastic optimization, arXiv preprint arXiv:1412.6980, 2014.

- Krasnopolsky, V., Belochitski, A. A., Hou, Y., Lord, S. J., and Yang, F.: Accurate and fast neural network emulations of long and short wave radiation for the NCEP global forecast system model, NCEP Office Note, 471, 2012.
- 645 Krasnopolsky, V. M., Fox-Rabinovitz, M. S., and Belochitski, A. A.: Using ensemble of neural networks to learn stochastic convection parameterizations for climate and numerical weather prediction models from data simulated by a cloud resolving model, *Advances in Artificial Neural Systems*, 2013, 2013.
- Kumar, P., Vogel, H., Bruckert, J., Muth, L. J., and Hoshyaripour, G. A.: MieAI: a neural network for calculating optical properties of internally mixed aerosol in atmospheric models, *NPJ: Clim. Atmos. Sci.*, 7, <https://doi.org/10.1038/s41612-024-00652-y>, 2024.
- 650 Lagerquist, R., Turner, D. D., Ebert-Uphoff, I., and Stewart, J. Q.: Estimating Full Longwave and Shortwave Radiative Transfer with Neural Networks of Varying Complexity, *Journal of Atmospheric and Oceanic Technology*, 40, 1407 – 1432, <https://doi.org/https://doi.org/10.1175/JTECH-D-23-0012.1>, 2023.
- Lam, S. K., Pitrou, A., and Seibert, S.: Numba: A llvm-based python jit compiler, in: *Proceedings of the Second Workshop on the LLVM Compiler Infrastructure in HPC*, pp. 1–6, 2015.
- 655 Liu, X., Easter, R. C., Ghan, S. J., Zaveri, R., Rasch, P., Shi, X., Lamarque, J.-F., Gettelman, A., Morrison, H., Vitt, F., et al.: Toward a minimal representation of aerosols in climate models: Description and evaluation in the Community Atmosphere Model CAM5, *Geoscientific Model Development*, 5, 709–739, 2012.
- Liu, X., Ma, P.-L., Wang, H., Tilmes, S., Singh, B., Easter, R., Ghan, S., and Rasch, P.: Description and evaluation of a new four-mode version of the Modal Aerosol Module (MAM4) within version 5.3 of the Community Atmosphere Model, *Geoscientific Model Development*, 9, 660 505–522, 2016.
- Liu, Y., Caballero, R., and Monteiro, J. M.: RadNet 1.0: exploring deep learning architectures for longwave radiative transfer, *Geoscientific Model Development*, 13, 4399–4412, <https://doi.org/10.5194/gmd-13-4399-2020>, 2020.
- Mie, G.: Beiträge zur Optik trüber Medien, speziell kolloidaler Metallösungen, *Annalen der Physik*, 330, 377–445, <https://doi.org/https://doi.org/10.1002/andp.19083300302>, 1908.
- 665 Mlawer, E. and Clough, S.: On the extension of rapid radiative transfer model to the shortwave region, in: *Proceedings of the 6th Atmospheric Radiation Measurement (ARM) Science Team Meeting*, US Department of Energy, CONF-9603149, 1997.
- Mlawer, E. J., Taubman, S. J., Brown, P. D., Iacono, M. J., and Clough, S. A.: Radiative transfer for inhomogeneous atmospheres: RRTM, a validated correlated-k model for the longwave, *Journal of Geophysical Research: Atmospheres*, 102, 16 663–16 682, 1997.
- Murphy, K. P.: *Machine learning: a probabilistic perspective*, MIT press, 2012.
- 670 Neale, R. B., Chen, C.-C., Gettelman, A., Lauritzen, P. H., Park, S., Williamson, D. L., Conley, A. J., Garcia, R., Kinnison, D., Lamarque, J.-F., Marsh, D., Mills, M., Smith, A. K., Tilmes, S., Vitt, F., Morrison, H., Cameron-Smith, P., Collins, W. D., Iacono, M. J., Easter, R. C., Ghan, S. J., Liu, X., Rasch, P. J., and Taylor, M. A.: Description of the NCAR Community Atmosphere Model (CAM 5.0), Chapter 4) Model Physics, NCAR Technical Note, https://www.cesm.ucar.edu/models/cesm1.0/cam/docs/description/cam5_desc.pdf, 2012.
- Ott, J., Pritchard, M., Best, N., Linstead, E., Curcic, M., and Baldi, P.: A Fortran-Keras Deep Learning Bridge for Scientific Computing, 675 2020.
- Pal, A., Mahajan, S., and Norman, M. R.: Using deep neural networks as cost-effective surrogate models for super-parameterized E3SM radiative transfer, *Geophysical Research Letters*, 46, 6069–6079, 2019.
- Petty, G. W.: *A First Course in Atmospheric Radiation*, Sundog Pub., ISBN 9780972903318, <https://books.google.com/books?id=YpspQAAMAAJ>, 2006.

- 680 Pincus, R. and Stevens, B.: Paths to accuracy for radiation parameterizations in atmospheric models, *Journal of Advances in Modeling Earth Systems*, 5, 225–233, 2013.
- Ramachandran, P., Zoph, B., and Le, Q. V.: Searching for activation functions, arXiv preprint arXiv:1710.05941, 2017.
- Rasch, P., Xie, S., Ma, P.-L., Lin, W., Wang, H., Tang, Q., Burrows, S., Caldwell, P., Zhang, K., Easter, R., et al.: An overview of the atmospheric component of the Energy Exascale Earth System Model, *Journal of Advances in Modeling Earth Systems*, 11, 2377–2411, 685 2019.
- Rasp, S., Pritchard, M. S., and Gentine, P.: Deep learning to represent subgrid processes in climate models, *Proceedings of the National Academy of Sciences*, 115, 9684–9689, 2018.
- Ren, Y., Mao, J., Zhao, H., Zhou, C., Gong, X., Rao, Z., Wang, Q., and Zhang, Y.: Prediction of aerosol particle size distribution based on neural network, *Advances in Meteorology*, 2020, 1–11, 2020.
- 690 Sand, M., Samset, B. H., Myhre, G., Glib, J., Bauer, S. E., Bian, H., Chin, M., Checa-Garcia, R., Ginoux, P., Kipling, Z., Kirkevåg, A., Kokkola, H., Le Sager, P., Lund, M. T., Matsui, H., van Noije, T., Olivie, D. J. L., Remy, S., Schulz, M., Stier, P., Stjern, C. W., Takemura, T., Tsigaridis, K., Tsyro, S. G., and Watson-Parris, D.: Aerosol absorption in global models from AeroCom phase III, *Atmospheric Chemistry and Physics*, 21, 15 929–15 947, <https://doi.org/10.5194/acp-21-15929-2021>, 2021.
- Shiloah, N.: Canonical scattering coefficients upward recursion algorithm for multilayered sphere or long cylinder with large size parameters, 695 *AIP Advances*, 8, 075 227, <https://doi.org/10.1063/1.5045163>, 2018.
- Song, H.-J. and Roh, S.: Improved weather forecasting using neural network emulation for radiation parameterization, *Journal of Advances in Modeling Earth Systems*, 13, e2021MS002 609, 2021.
- Stegmann, P. G., Johnson, B., Moradi, I., Karpowicz, B., and McCarty, W.: A deep learning approach to fast radiative transfer, *Journal of Quantitative Spectroscopy and Radiative Transfer*, 280, 108 088, 2022.
- 700 Stremme, M. J.: Fast Mie calculations with a radial basis function neural network, Master's thesis, The University of Bergen, 2019.
- Sumlin, B. J., Heinson, W. R., and Chakrabarty, R. K.: Retrieving the aerosol complex refractive index using PyMieScatt: A Mie computational package with visualization capabilities, *Journal of Quantitative Spectroscopy and Radiative Transfer*, 205, 127–134, <https://doi.org/https://doi.org/10.1016/j.jqsrt.2017.10.012>, 2018.
- Thong, Y. L. and Yoon, T. L.: A Neural Network Representation of Generalized Multiparticle Mie-Solution, *Progress In Electromagnetics Research M*, 112, 15–28, 2022.
- 705 Toon, O. B. and Ackerman, T. P.: Algorithms for the calculation of scattering by stratified spheres, *Appl. Opt.*, 20, 3657–3660, <https://doi.org/10.1364/AO.20.003657>, 1981.
- Twomey, S.: The influence of pollution on the shortwave albedo of clouds, *J. atmos. Sci*, 34, 1149–1152, 1977.
- Ukkonen, P.: Exploring pathways to more accurate machine learning emulation of atmospheric radiative transfer, *Journal of Advances in Modeling Earth Systems*, 14, e2021MS002 875, 2022.
- 710 Ukkonen, P., Pincus, R., Hogan, R. J., Pagh Nielsen, K., and Kaas, E.: Accelerating radiation computations for dynamical models with targeted machine learning and code optimization, *Journal of Advances in Modeling Earth Systems*, 12, e2020MS002 226, 2020.
- Veerman, M. A., Pincus, R., Stoffer, R., Van Leeuwen, C. M., Podareanu, D., and Van Heerwaarden, C. C.: Predicting atmospheric optical properties for radiative transfer computations using neural networks, *Philosophical Transactions of the Royal Society A*, 379, 20200 095, 715 2021.
- Vetterling, W. T., Flannery, B. P., Press, W. H., et al.: *NUMERICAL RECIPES IN C: THE ART OF SCIENTIFIC COMPUTING*, Cambridge University Press, ISBN 0-521-43108-5, 1988.

- Wang, H., Easter, R. C., Zhang, R., Ma, P.-L., Singh, B., Zhang, K., Ganguly, D., Rasch, P. J., Burrows, S. M., Ghan, S. J., et al.: Aerosols in the E3SM Version 1: New developments and their impacts on radiative forcing, *Journal of Advances in Modeling Earth Systems*, 12, e2019MS001 851, 2020.
- 720
- Whitby, E. R. and McMurry, P. H.: Modal aerosol dynamics modeling, *Aerosol science and technology*, 27, 673–688, 1997.
- Wiscombe, W. J.: Mie Scattering Calculations: Advances in Technique and Fast, Vector-speed Computer Codes, NCAR Technical Note, NCAR/TN, <https://doi.org/10.5065/D6ZP4414>, 1979.
- Wiscombe, W. J.: Improved Mie Scattering Algorithms, *Applied Optics*, 19, 1505 – 1509, 1980.
- 725
- Wiscombe, W. J.: DMiLay.f, <http://scatterlib.wikidot.com/coated-spheres>, accessed: 2023-12-14, 1993.
- Wu, Z. and Wang, Y.: Electromagnetic scattering for multilayered sphere: recursive algorithms, *Radio Science*, 26, 1393–1401, 1991.
- Xie, S., Kirillov, A., Girshick, R., and He, K.: Exploring Randomly Wired Neural Networks for Image Recognition, 2019 IEEE/CVF International Conference on Computer Vision (ICCV), pp. 1284–1293, <https://doi.org/10.1109/ICCV.2019.00137>, 2019.
- Xu, K., Zhang, M., Li, J., Du, S. S., Kawarabayashi, K.-i., and Jegelka, S.: How neural networks extrapolate: From feedforward to graph
- 730
- neural networks, arXiv preprint arXiv:2009.11848, 2020.
- Yik, W., Silva, S. J., Geiss, A., and Watson-Parris, D.: Exploring Randomly Wired Neural Networks for Climate Model Emulation, *Artificial Intelligence for the Earth Systems*, 2, 220 088, 2023.
- Yu, J., Bi, L., Han, W., and Zhang, X.: Application of a neural network to store and compute the optical properties of non-spherical particles, *Advances in Atmospheric Sciences*, 39, 2024–2039, 2022.