

# Development of a multiphase chemical mechanism to improve secondary organic aerosol formation in CAABA/MECCA (version 4.5.6-rc.1)

Felix Wieser<sup>1</sup>, Rolf Sander<sup>2</sup>, and Domenico Taraborrelli<sup>1</sup>

<sup>1</sup>Forschungszentrum Jülich GmbH, Institute of Energy and Climate Research, IEK-8: Troposphere, Jülich, Germany

<sup>2</sup>Atmospheric Chemistry Department, Max Planck Institute for Chemistry, Mainz, Germany

**Correspondence:** Felix Wieser (f.wieser@fz-juelich.de) and Domenico Taraborrelli (d.taraborrelli@fz-juelich.de)

**Abstract.** During the last decades, the impact of multiphase chemistry on secondary organic aerosol (SOA) has been demonstrated to be key in explaining lab experiments and field measurements. However, global atmospheric models still show large biases when simulating atmospheric observations of organic aerosols (OA). Major reasons for the model errors are the use of simplified chemistry schemes of gas-phase oxidation of vapors and parameterization of heterogeneous surface reactions.

5 The photochemical oxidation of anthropogenic and biogenic volatile organic compounds (VOC) leads to products that either produce new SOA or are taken up by existing aqueous media like cloud droplets and deliquescent aerosols. After partitioning, aqueous-phase processing results in polyols, organosulfates, and other products with a high molar mass and oxygen content. In this work, we have introduced the formation of new low-volatility organic compounds (LVOC) into the multiphase chemistry box model CAABA/MECCA. Most notable is the addition of the SOA precursors limonene, ~~long-chain alkanes~~

10 ~~(up-n-alkanes (5 to 8 C atoms))~~, and a semi-explicit chemical mechanism for the formation of LVOC from isoprene oxidation in the ~~gas-gas-~~ and aqueous-phase. Moreover, Henry's law solubility constants and their temperature dependences have been estimated for the partitioning of organic molecules to the ~~aqueous-phase~~~~aqueous-phase~~. Box model simulations indicate that the new chemical scheme predicts enhanced formation of LVOC, which are accounted for being precursor species to SOA. As expected, the model predicts that LVOC ~~is~~~~are~~ positively correlated to temperature but negatively correlated to NO<sub>x</sub> levels.

15 However, the aqueous-phase processing of isoprene-epoxydiols (IEPOX) displays a more complex dependence on these two key variables. Semi-quantitative comparison with observations from the SOAS campaign suggests that the model may overestimate methylbutane-1,2,3,4-tetrol (MeBuTETROL) from IEPOX. The extensions in CAABA/MECCA will be ported to the 3D-atmospheric model MESSy for a comprehensive evaluation of the impact of aqueous-phase chemistry on SOA at a global scale in a follow up study.

## 20 1 Introduction

Secondary organic aerosol (SOA) is formed from anthropogenic and biogenic VOC in the atmosphere and comprises a significant amount of the total OA mass (Hallquist et al., 2009). Atmospheric aerosols have received increased attention in recent years, as a result of their impact on human health, urban visibility, and climate change (Lin et al., 2017; Chen et al., 2020; Zhong and Jang, 2011; Zhu et al., 2017). New SOA precursors, formation pathways, and loss reactions in the ~~gas and the~~  
25 ~~aqueous phase gas- and the aqueous-phase~~ have been discovered (Wennberg et al., 2018; Hodzic et al., 2014; Lim et al., 2010). In current models, aqueous-phase pathways leading to SOA are continuously improved, as their importance has been demonstrated in experiments (Lin et al., 2014; Carlton et al., 2007; Ervens, 2015). Hu et al. (2015) investigated aqueous SOA (aqSOA) tracers from isoprene oxidation and found a contribution between 6 % and 36 % to total OA.

Model results display different biases in recent models. Traditional global models generally underestimate SOA mass, especially during haze events, due to the increase in pollutant concentrations (Heald et al., 2011; Tilmes et al., 2019). This gap  
30 between models and observations is continuously decreasing in recent years (Shrivastava et al., 2017). Aqueous SOA is known to be more oxidized than SOA formed from gas-phase precursors, thus the modeled O/C ratios commonly do not match experimental results (Lim et al., 2010). Additionally, products from aqueous-phase oxidation are formed on different time-scales than from gas-phase oxidation, ~~which~~. Combined with aqueous- and gas-phase properties (pollutants, pH), this impacts the  
35 vertical distribution of SOA in the atmosphere depending on the simulation setup (Seinfeld and Pandis, 2016; Hodzic et al., 2016).

We have implemented recent experimental results and formerly neglected SOA precursors into the chemistry scheme of the box model CAABA/MECCA. The updated chemical mechanism is meant to be used for further advancing global simulations of SOA with the EMAC model (Pozzer et al., 2022). EMAC is the global configuration of the Modular Earth Submodel  
40 System (MESSy) (Jöckel et al., 2006; Kerkweg et al., 2007; Tost et al., 2006; Jöckel et al., 2010, 2016). This approach has two advantages: 1) model simulations in the test phase are considerably faster in the box than in the global model; 2) thanks to the MESSy interface structure, the MECCA chemical mechanism can directly be used in the global model EMAC. This allows us to be fast in the implementation process while being able to use the new chemistry in the global model without further adaptations. The partitioning to the aqueous-/particle-phase plays an important role in the SOA formation process. As  
45 temperature-dependent Henry's law solubility constants ( $H_s$ ) for large organic molecules are sparse in the literature, these properties have to be estimated. The corresponding approach is discussed in Sect. 2.3. In the following section, we introduce major specifications of the CAABA/MECCA model.

## 2 Model description

### 2.1 Specifications

50 CAABA/MECCA is a combination of the box model CAABA (Chemistry As A Box model Application) and the atmospheric chemistry model MECCA (Module Efficiently Calculating the Chemistry of the Atmosphere) (Sander et al., 2019). The chem-

istry module MECCA is also used in the global model EMAC, simplifying the adoption of box model changes into the global model. MECCA contains both gas- and aqueous-phase chemistry and the species can partition between the phases. For the partitioning, Henry's law solubility constants are utilized. [Non-linear effects like "salting in" and "salting out" influence Henry's law solubility constants. The model does not account for these effects, due to the insufficient data availability \(Sander, 2015\)](#)

55 Available mechanisms for organic chemistry are the Mainz Organic Mechanism (MOM) (Sander et al., 2019) and the Jülich Aqueous-phase Mechanism of Organic Chemistry (JAMOC) by Rosanka et al. (2021). MOM is the default oxidation mechanism of VOC in MECCA. It contains an advanced treatment of chemistry of isoprene (Taraborrelli et al., 2012; Nölscher et al., 2014; Novelli et al., 2020), monoterpenes (Hens et al., 2014; Mallik et al., 2018) and aromatics (Cabrera-Perez et al., 2016; Taraborrelli et al., 2021). JAMOC is a reduced subset of the CLEPS mechanism (Mouchel-Vallon et al., 2017). Although built for global chemistry simulations, both chemical mechanisms together cover a wide range of reactions. Combined, they include gas-phase oxidation and gas/aqueous partitioning for species up to 11 carbons and aqueous-phase oxidation for species up to 4 carbons. The submodel JVAL calculates photochemical rate constants ( $j$  values) based on cross-sections and quantum yields (Sander et al., 2014). The related  $j$  values are usually first determined for the smallest compound of a compound class and this value is applied to higher homologs. For instance,  $j$  values for the photolysis of all organic hydroperoxides are taken equal to the one for methyl hydroperoxide ( $j_{\text{CH}_3\text{OOH}}$ ). This is also done in the Master Chemical Mechanism (MCM) (Jenkin et al., 1997). More details about CAABA/MECCA can be found elsewhere (Sander et al., 2005, 2011, 2019).

## 2.2 Mechanism development

### 2.2.1 Overview

70 Table 1 lists the newly implemented and updated precursors, split into biogenic and anthropogenic origination. A major update to the chemistry mechanism is introduced by updating the isoprene oxidation scheme. Additionally, the  $\beta$ -pinene and benzene mechanism are revised. Limonene, IEPOX and [long-chain-alkane-n-alkane](#) mechanisms were newly added. The chemistry schemes of the monoterpenes sabinene, camphene, and carene had been based on  $\alpha$ -pinene and were not developed for the individual compounds. They are now excluded as they do not fulfill the standard of the implemented chemistry. The impact of these monoterpenes on LVOC is small, as depicted in fig. S9 in the supplement. In the following sections, changes to the specific mechanisms are described in detail.

### 2.2.2 Gas-phase kinetics

The nitrate radical addition to isoprene is improved based on Vereecken et al. (2021), which has been validated against chamber experiments (Carlsson et al., 2023). Similar products as in the former oxidation mechanism are formed, while product yields are redistributed. Isoprene OH-oxidation under low  $\text{NO}_x$ -conditions is revised by adding the formation of epoxydiols (IEPOX) according to St. Clair et al. (2016) and dihydroxy hydroperoxy epoxides (ISOPBEPX) according to D'Ambro et al. (2017). Both compounds were identified as main SOA precursors (Lopez-Hilfiker et al., 2016; D'Ambro et al., 2017). Furthermore, the [gas-phase-gas-phase](#) oxidation of IEPOX as described by Bates et al. (2014) is included in the new mechanism. To simulate a

**Table 1.** List of all newly implemented and updated species, together with the main reactants and main mechanism sources. Compounds are divided into biogenic and anthropogenic origination.

Precursor	Implementation type	Main reactant	Mechanism sources
<b>Biogenic</b>			
isoprene	update	NO <sub>3</sub>	Vereecken et al. (2021)
isoprene	update	OH	St. Clair et al. (2016), Bates et al. (2014) D'Ambro et al. (2017)
IEPOX	new	OH	Peters et al. (2021), Riedel et al. (2016)
limonene	new	OH / ozone	MCM, Pang et al. (2022), Carslaw (2013), Vereecken and Peeters (2012)
$\beta$ -pinene	update	OH / ozone	Vereecken and Peeters (2012)
sabinene / carene / camphene	excluded	OH / ozone	
<b>Anthropogenic</b>			
benzene	update	OH	Xu et al. (2020), Wang et al. (2013)
pentane, hexane, heptane, octane	new	OH	Sivaramakrishnan and Michael (2009) Atkinson et al. (2008)

wide range of monoterpenes, the oxidation of limonene was added to the model. The update is based on the chemical scheme of the Master Chemical Mechanism (MCM v3.3.1) by Jenkin et al. (1997) (<http://mcm.york.ac.uk>). If available, reaction rates are re-calculated by structure-activity relationships (SARs), and low-yield pathways are excluded. Furthermore, the mechanism was refined by results of Carslaw (2013) and Vereecken and Peeters (2012). Products important for SOA are highly oxidized large hydroperoxides and ketones. Small adjustments referring to Vereecken and Peeters (2012) were introduced for  $\beta$ -pinene.

Anthropogenic SOA precursors are represented by aromatics and large n-alkanes. The oxidation scheme of benzene and toluene is rather detailed, while higher substituted aromatics are treated in a simplified manner (Cabrera-Perez et al., 2016; Taraborrelli et al., 2021). Benzene chemistry is updated according to the results by Xu et al. (2020) who found no evidence for the epoxide channel. We distribute epoxide production into competing pathways (see Fig. S7). This adaptation yields more small, oxidized compounds like [glyoxal](#) and [glyoxal](#). Thus a decrease in SOA mass in absence of cloud processing and efficient oligomer formation is expected. Similar changes for the epoxide channel were found for the OH oxidation of toluene, but at the same time the formation of alternate epoxides was shown (Zaytsev et al., 2019; Wu et al., 2014). MOM treats the oxidation of alkanes up to 4 carbons. Based on the field measurements of McDonald et al. (2018), the mechanism has been extended for n-alkanes with sizable emissions (up to n-octane). The n-alkane mechanism is based on the work of Atkinson et al. (2008) and yields hydroperoxides, alkyl nitrates, and organic molecules containing ketone and hydroxyl groups. This mechanism is simplified and thus only covers the oxidation of specific reaction sites, and only one H-abstraction process is considered.

Experimental studies have shown partitioning of multifunctional alkyl nitrates to the aerosol phase (Perring et al., 2013). The yields of alkyl nitrates from the new RO<sub>2</sub> + NO reactions for limonene and n-alkanes are implemented following the protocol

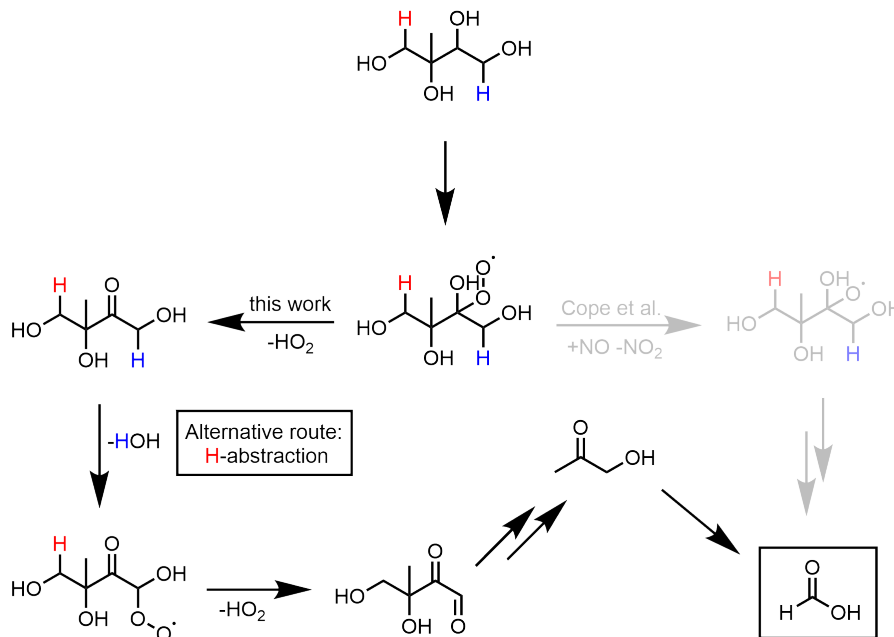
by Sander et al. (2019). These yields depend on the number of heavy atoms, temperature, and pressure (Arey et al., 2001; Teng et al., 2015). Thus, the updated model is expected to generate significant amounts of SOA precursors over continental polluted regions during wintertime.

105 The rate constants for common reactions (e.g., OH-addition and H-abstraction) are taken from predefined functions implemented in MECCA, while rate constants for specific reactions are taken from the literature or are calculated by SAR (Kwok and Atkinson, 1995; Sander et al., 2019). In the isoprene and limonene mechanisms we consider H-shifts in peroxy radicals as described and estimated by Vereecken and Nozière (2020). In this scheme, the H-shift depends on neighboring substituents, yielding mainly highly oxygenated molecules (HOMs). New hydroperoxides either react with OH radicals by H-abstraction to  
110 reform the corresponding peroxy radical or decompose into an alkoxy and an OH radical. The decomposition step is mainly applied to molecules with neighbouring reactive groups, e.g., double bonds, which show a high reactivity towards alkoxy radicals, yielding epoxides. This kinetic scheme is key to the IEPOX and ISOPBEPX formation. In the alkane oxidation mechanism alkoxy radicals mainly undergo 1,5-H-shifts. Graphical representations of all new reaction mechanisms are shown in Figs. S1-S8 in the supplement.

### 115 2.2.3 Aqueous-phase kinetics

Rate constants and branching ratios in the ~~aqueous-phase~~ aqueous-phase are taken from Mouchel-Vallon et al. (2017), if available. Similar to the CLEPS 1.0 protocol, H-abstractions by hydroxyl radicals are estimated with the SAR by Monod and Doussin (2008). Only the fastest H-abstraction pathways are considered, even though the SAR provides branching ratios for the different reactive sites. The examination of all CH-bonds would require a general aqueous-phase C-H abstraction scheme  
120 in MECCA for all generated products, which is not included in the present model.

Kinetics of the IEPOX reactive uptake (acid catalyzed ring opening) are taken from the supplementary information of Petters et al. (2021), while the branching ratios are extracted from Riedel et al. (2016). In a moderately polluted atmosphere, methylbutane-1,2,3,4-tetrol (MeBuTETROL) is the main product of aqueous IEPOX oxidation, while the corresponding organosulfate is dominant in the presence of sulfate aerosols. As an addition to the production scheme, we developed and  
125 implemented a loss mechanism based on Cope et al. (2021), which we similarly applied to ISOPBEPX. Cope et al. (2021) revealed formic acid as the main oxidation product. They proposed a mechanism, explaining the formic acid formation, invoking some reactions to proceed at unusual rates in aqueous media. Figure 1 shows our adapted and revised mechanism. Comparing the typical rate constants of the possible pathways, we redistributed the oxygen abstraction by NO to the HO<sub>2</sub> elimination. The latter is nevertheless consistent with the observed formic acid yield. Similar to the mechanism by Cope et al. (2021), Fig. 1  
130 displays the abstraction of the hydrogen atom at C4 in the mechanism. In addition, we have implemented the abstraction of the hydrogen atom at C1 after the HO<sub>2</sub> elimination yielding hydroxyacetone (not shown). Oxidation of the latter leads to the formation of the geminal diol of methyl glyoxal. The simplest geminal diol, from hydration of formaldehyde, has been shown to efficiently form formic acid by oxidation in both ~~gas and aqueous phase~~ gas- and aqueous-phase (Franco et al., 2021). Similarly, the geminal diol of methylglyoxal yields formic acid directly but also indirectly via pyruvic acid. The related chemistry  
135 is already available in JAMOC (Rosanka et al., 2021).



**Figure 1.** Simplified MeBuTETROL aqueous-phase oxidation mechanism by Cope et al. compared to the mechanism applied in MECCA. The mechanism is similarly applied for ISOPBEPX. Aqueous-phase production of formic acid is via oxidation of the geminal diol of methylglyoxal (not shown). The H-abstraction at the red hydrogen (C1; assumed to be 50%) yields additional formic acid.

As an update to earlier work, we have introduced the hydrolysis of organic nitrates in the ~~aqueous-phase~~aqueous-phase, formed from the gas-phase oxidation of isoprene with OH after NO addition (Vasquez et al., 2020). Similar to the small adaptation to the isoprene NO<sub>3</sub> mechanism, we introduce the outgassing of the oligomers of glyoxal and methyl glyoxal as an update to the JAMOC mechanism. The applied  $H_s$  values can be found in Table S2 in the supplement.

## 140 2.3 Phase partitioning

### 2.3.1 Henry's law solubility constants

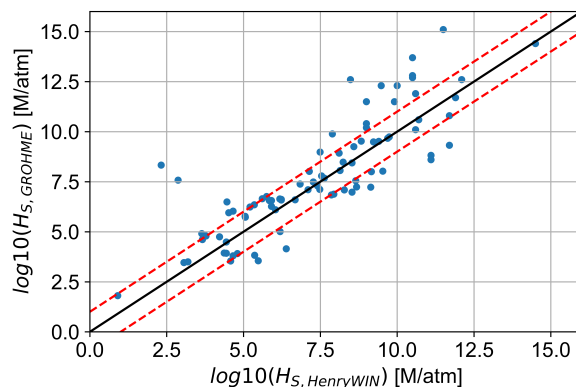
Henry's law describes the partitioning of a compound between the ~~gas and the aqueous phase~~gas- and the aqueous-phase. In MECCA, Henry's law solubility constants  $H_s$  are defined as

$$H_s = \lim_{c \rightarrow 0} c/p \quad (1)$$

145 where  $c$  and  $p$  are the equilibrium concentration and partial pressure of the compound, respectively. Most values are taken from the compilation by Sander (2015). However, for many species, especially for reaction intermediates, data are not available. Therefore, an estimation method is required. Different approaches are available. The most widely used procedures are HenryWIN and GROMHE. HenryWIN is developed and contributed by the US environmental protection agency (US-EPA, 2012). It

estimates Henry's law solubility constants based on molecular structure descriptors (bond contribution) (Meylan and Howard, 1991). The training set consists of 345 species with additional 90 chemicals for subsequent regression and results are validated with 72 compounds. The second Henry's law solubility constant estimation method, called GROMHE, is based on a group contribution approach. Similar to HenryWIN, the estimation is executed by multiple linear regression (Raventos-Duran et al., 2010). It uses a training set of 345 species and a validation set of 143 chemicals. Raventos-Duran et al. (2010) compared both methods and concluded that both show higher uncertainties for increasing solubilities. They revealed a large error for multifunctional compounds in HenryWIN using the GROMHE validation set.  $H_s$  are overestimated for difunctional molecules, while compounds with more than two functional groups are underestimated in HenryWIN. However, running HenryWIN with the training set of GROMHE led to increased precision of the HenryWIN prediction.

Figure 2 displays the estimated Henry's law solubility constants by GROMHE and HenryWIN for the closed-shelled compounds of the newly implemented limonene mechanism. The diagram displays a good agreement between the two methods for a vast majority of the estimations, while a small subset shows a high deviation. 61% of all values lie within an order of magnitude. Larger prediction differences have a smaller impact on compounds with a generally high  $H_s$ , as these will partition nearly completely to the ~~aqueous phase~~ aqueous phase in both cases. At low to medium  $H_s$  the compounds which are higher estimated by GROMHE have multiple functional groups, containing mainly hydroxyl and carbonyl groups. Compounds predicted to be more soluble by HenryWIN mostly contain nitrate groups, together with further functional groups containing oxygen. A comparison to COSMOtherm values from Wang et al. (2017) does not support either of the estimation methods but lies generally in between the predictions. We use  $H_s$  estimated by GROMHE. We chose GROMHE over HenryWIN because it contains a larger default training set and a better performance towards multi-functional molecules. New  $H_s$  were included for compounds contained in the update. Already implemented  $H_s$  were not changed.



**Figure 2.** Comparison of  $H_s$  estimations by GROMHE and HenryWIN for the newly implemented limonene mechanism. Both axis have a logarithmic scale. The black line represents a one-to-one comparison between both methods. The red dotted lines show a deviation of one order of magnitude.

**Table 2.** B-values of group contribution and correction factors for the estimation of the temperature-dependent Henry’s law solubility constants. All fragments and B-values, except for the hydroperoxy fragment, are taken from Kühne et al. (2005) and converted referring to our Henry’s law solubility constant definition (multiplied by  $\ln(10)$ ). The correction factors containing hydroxyl groups are similarly applied for hydroperoxides. The correction fragment name describes the corresponding structure in SMILES notation.

Fragment	B-factor / [K]
basis	1202
Csb / single bond	-60
Cdb / double bond	541
H	203
OH	4145
O / double bond	2931
-O-	1966
ONO2	-811
OOH	3625
<b>correction factors</b>	
C(=O)CO	-1538
COCCO	-1538
COC(OO)	-1538
C(=O)O	-3009
C(=O)OO	-3009

### 2.3.2 Temperature dependence

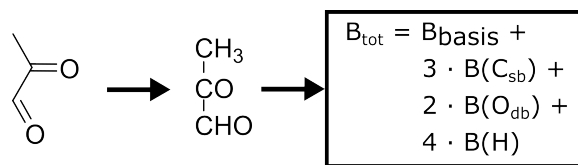
170 The van’t Hoff equation describes the temperature dependence of equilibrium constants based on enthalpy. We apply it to Henry’s law and define the temperature-dependence factor  $B$  as

$$B = \frac{d \ln H_s}{d(1/T)} = \frac{-\Delta_{\text{sol}}H}{R}, \quad (2)$$

where  $\Delta_{\text{sol}}H$  is the enthalpy of dissolution, and  $R$  is the gas constant. The substance-specific value of  $B$  is often not known, in particular for large or highly-oxidized compounds. Since it can impact the partitioning considerably, it has to be estimated.

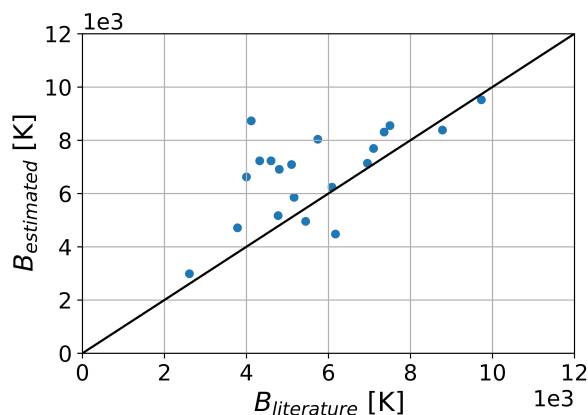
175 Kühne et al. (2005) present an estimation approach for  $B$ , based on the linear combination of  $B(X)$  values for predefined molecular fragments, resulting in the final value of  $B$ . These fragments can be single atoms (e.g., carbon in the chain) or full functional and larger groups (e.g., hydroxyl groups). Unfortunately, the hydroperoxide moiety has not been included as a molecular fragment by Kühne et al. (2005). As it plays an important role in this study, we have estimated  $B(\text{OOH})$  as the difference between  $B(\text{ethane})$  and  $B(\text{ethyl hydroperoxide})$ . The  $B(X)$  factors used in this study are shown in Tab. 2. As an  
 180 example, Fig. 3 illustrates the calculation of  $B(\text{methylglyoxal})$ .





**Figure 3.** Example for the estimation of the temperature-dependence factor  $B$  for Henry's law solubility constant of methylglyoxal. The subscript 'sb' denotes a single and 'db' a double bond.

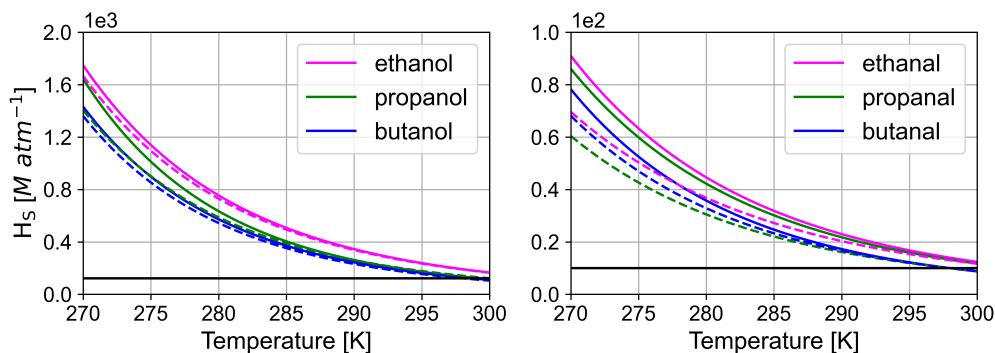
The method assumes that  $B(X)$  values for different fragments are additive and that the contribution of a molecular fragment is the same for every molecule it is attached to. To compensate for this, Kühne et al. (2005) introduce correction factors for specific molecular structures that can be applied to the calculated  $B$  after estimation. The relevant correction factors for molecules included in the update are listed in Tab. 2. Figure 4 shows estimated values of  $B$  compared to literature data. While most molecules are predicted within one order of magnitude, a tendency to overprediction can be observed for some compounds. The outliers are mainly comprised of multi-functional molecules that are affected by correction factors, implying that the corrections are not strong enough to achieve fitting values. Nevertheless, this approach reflects the trend indicated by the data from Sander (2015) and Kühne et al. (2005). This estimation approach could be adjusted using additional and stronger correction factors reflecting more the measured values. Note that  $B$  is defined differently in this work and in Kühne et al. (2005). For a direct comparison, a conversion of  $B$  is necessary (see Table 2).



**Figure 4.** Comparison of estimated vs literature temperature dependence factor  $B$  of Henry's law solubility constants. Literature data are extracted from Sander (2015) and Kühne et al. (2005).

Figure 5 shows temperature-dependent Henry's law solubility constants  $H_s$  for alcohols and aldehydes between 270 K and 300 K. Estimated  $H_s$  reasonably agree with experimental values in case of the alcohols. The aldehydes display a stronger divergence. This might be due to hydration of the aldehydes in aqueous media, or similar interactions, for which the estimation is not corrected for. Nevertheless, Fig. 5 also illustrates the need for temperature-dependent  $H_s$ , as the constants vary over one

195 order of magnitude. This effect is found to be more pronounced for compounds containing multiple functional groups, as more molecular fractions with high  $B$  values are applied (see Tab. S2). [B values were added to the model for all  \$H\_s\$  without available temperature dependency.](#)



**Figure 5.** Comparison between estimated and experimental  $H_s$  as a function of temperature. Solid lines denote experimental and dashed lines estimated values. The black solid line denotes  $H_s$  at 298 K with no further temperature correction. Experimental data are taken from Staudinger and Roberts (2001).

### 3 Results and discussion

#### 3.1 Model parameters/initialization

200 We have evaluated potential impacts of the new mechanism under varying conditions. Table 4 displays the initial mixing ratios used in all model runs, unless mentioned otherwise. The mixing ratio of isoprene has been fixed to 4 nmol/mol, which is the average measured during the Southern Oxidant and Aerosol Study (SOAS). For the same reason, the average aerosol salt composition during the SOAS campaign is adopted (Xu et al., 2015b). [This scenario is representative of a mildly polluted deciduous forest during summertime.](#) All simulations are executed for a full diurnal cycle. The sensitivity runs are summarized in Tab. 5.

**Table 3.** Aerosol properties: Chemical composition, liquid water content (LWC) and particle radius. The chemical composition is averaged from Xu et al. (2015b). The LWC is taken from Nguyen et al. (2014). [The average ambient temperature \( \$T\_{\text{ambient,SOAS}}\$ \) and particle liquid water temperature \( \$T\_{\text{aerosol,SOAS}}\$ \) is given to provide a better comparison between the model and observations \(You et al., 2014; Nguyen et al., 2014\)](#)

Chemical composition						
$\text{NH}_4^+ / \frac{\mu\text{g}}{\text{m}^3}$	$\text{NO}_3^- / \frac{\mu\text{g}}{\text{m}^3}$	$\text{SO}_4^{2-} / \frac{\mu\text{g}}{\text{m}^3}$	LWC / $\frac{\mu\text{g}}{\text{m}^3}$	$r_{\text{aerosol}} / \mu\text{m}$	$T_{\text{ambient,SOAS}} / \text{K}$	$T_{\text{aerosol,SOAS}} / \text{K}$
0.9	0.7	2.4	3.0	1.0	<a href="#">295.2-301.2</a>	<a href="#">300.6</a>

**Table 4.** Initial mixing ratios for all model runs. Values for NO and NO<sub>2</sub> are adapted to low, medium and high emissions in Sect. 3.3. The mixing ratios of O<sub>2</sub>, N<sub>2</sub>, CO<sub>2</sub> and isoprene are fixed.

Species	mixing ratio / [nmol/mol]	Species	mixing ratio / [nmol/mol]
H <sub>2</sub> O <sub>2</sub>	7	MGLYOX	0.5
O <sub>3</sub>	25	C5H8	4
O <sub>2</sub>	$2.1 \times 10^8$	PAN	0.1
NH <sub>3</sub>	1	NO <sub>3</sub>	$3.15 \times 10^{-3}$
NO	$2 \times 10^{-2}$	APINENE	0.6
NO <sub>2</sub>	$4 \times 10^{-2}$	BPINENE	0.6
HNO <sub>3</sub>	$5 \times 10^{-3}$	HCOOH	0.35
N <sub>2</sub>	$7.8 \times 10^8$	LIMONENE	0.6
CH <sub>4</sub>	$1.86 \times 10^3$	BENZENE	0.1
HCHO	5	ACETOL	4
CO	100	C5H12	0.4
CO <sub>2</sub>	$3.5 \times 10^5$	C6H14	0.4
CH <sub>3</sub> CO <sub>2</sub> H	2	C7H16	0.4
CH <sub>3</sub> CO <sub>3</sub> H	1.5	C8H18	0.4
CH <sub>3</sub> OH	0.5	CH <sub>3</sub> OOH	4
HONO	$4 \times 10^{-5}$	TOLUENE	0.1

**Table 5.** Abbreviation and description of the different setups for the sensitivity runs.

Abbreviation	Description
BASE	base run with the updated mechanism
OLD	model run with CAABA/MECCA 4.5.5
BASE-278K	low temperature run with the updated mechanism
OLD-278K	low temperature run with CAABA/MECCA 4.5.5
High-NO <sub>x</sub>	model run with the updated mechanism at high NO <sub>x</sub>
Medium-NO <sub>x</sub>	model run with the updated mechanism at medium NO <sub>x</sub>
Low-NO <sub>x</sub>	model run with the updated mechanism at low NO <sub>x</sub>

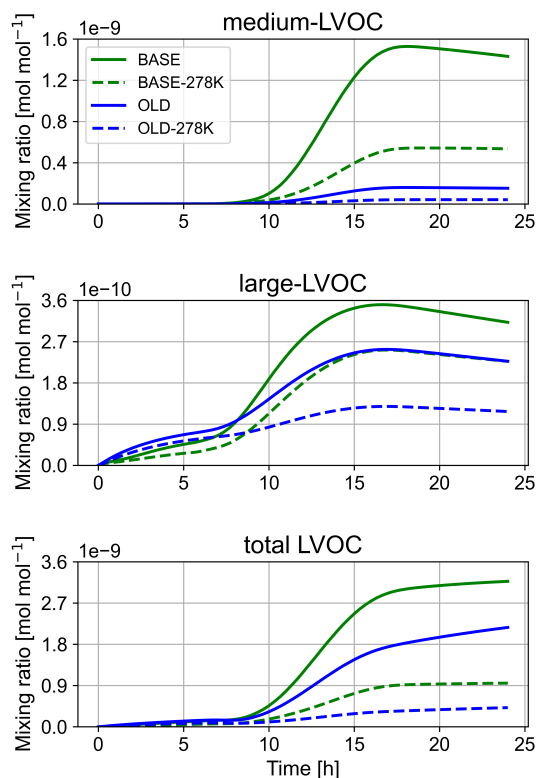
### 3.2 BASE vs OLD run

The CAABA/MECCA box model does not simulate the production of SOA particles. Yet, a first assessment of the impact of the newly added chemistry on SOA precursors can be done by analyzing low-volatility organic compounds (LVOC) which can act as SOA precursors. Thus, we analyze the total (gas, aqueous and aerosol) mixing ratios of implemented LVOC. In the scope of this analysis, LVOC are defined as VOC fulfilling the condition  $H_s > 10^8$  M/atm, following Hodzic et al. (2014). For

evaluating the impact of the new mechanism on VOC in different molecular size ranges, the total LVOC has been subdivided into three groups: small-LVOC (up to four carbons), medium-LVOC (five and six carbons) and large-LVOC (more than six carbons). The new mechanism has a marginal impact on the simulated small-LVOC. Hence, this class is not included in the following discussion. Figure 6 shows mixing ratios of the BASE and the OLD sensitivity run at 298 K and 278 K, respectively.

215 Mixing ratios of key radicals during all sensitivity runs are depicted in the supplement (see Fig. [S10-S16](#)[S10-S14](#)).

The medium-LVOC displays the largest impact. Before sunrise (prior 8 h), no substantial mixing ratios are depicted. After

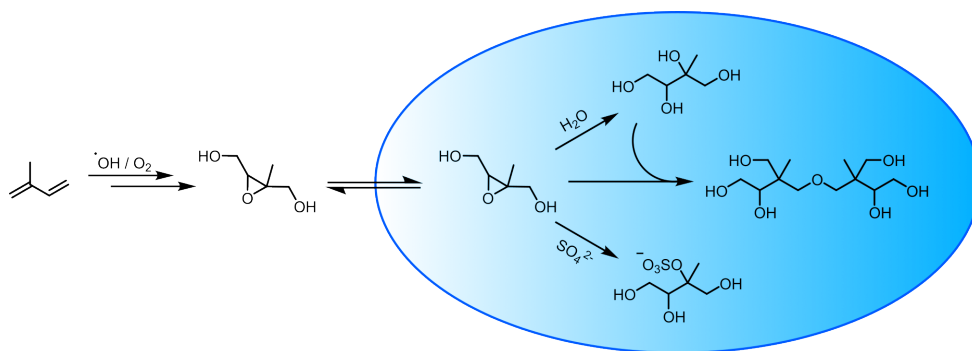


**Figure 6.** Temperature dependence of the LVOC formation. Results from the BASE run are shown in green, while results from the OLD run are depicted in blue. The lower temperature runs BASE-278K and OLD-278K are displayed as dashed lines.

sunrise, mixing ratios increase for the BASE and the OLD run, while the BASE run displays an approximately eight times higher peak mixing ratio. This is mainly due to the formation of MeBuTETROL and organosulfates from isoprene as shown in Fig. 7. The temperature change to 278 K lowers the medium-LVOC yield for both sensitivity runs, while the ratio between both remains similar. For the BASE run, the concentration decrease with temperature can be explained by a decrease in IEPOX formation in the gas phase, due to slower [gas-phase-gas-phase](#) oxidation rates (see OH mixing ratios in Fig. [S10-S11](#)[S13](#)), with a simultaneous decrease of the acidity in the [aqueous-phase-aqueous-phase](#) (see Fig. [S17](#)[S15](#)). With the main SOA pathway of IEPOX being the acid-catalyzed ring-opening, a lower LVOC yield is expected. Nevertheless, the ratio of IEPOX between

220

aqueous- and gas-phase increases, due to a higher partitioning coefficient. In the global model, an increased production of SOA  
225 precursors from isoprene oxidation is expected (see Carlton et al. (2009)).



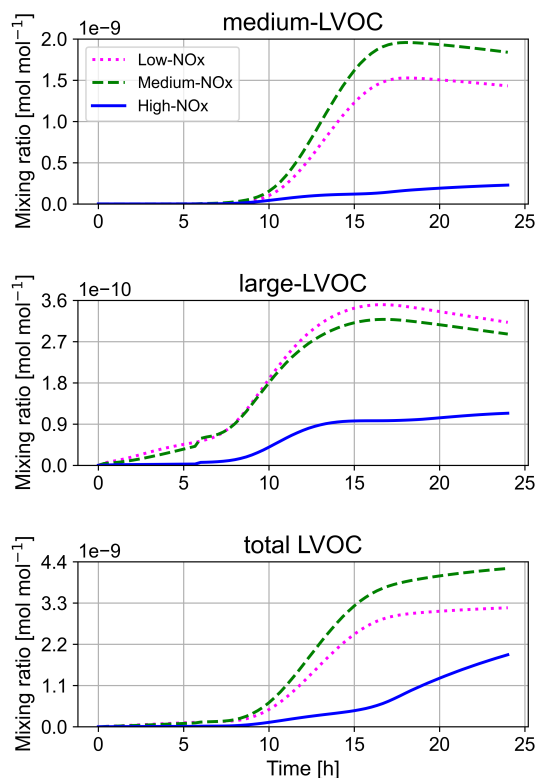
**Figure 7.** New ~~aqueous-phase~~ aqueous-phase IEPOX scheme leading to the formation of polyols, organosulfates and oligomers.

Large-LVOC also increase during the full simulation period with the introduced update, however, a less pronounced change is predicted. Even though limonene and its oxidation pathways are newly introduced and show non-negligible LVOC yields, the exclusion of camphene, sabinene, and carene compensates partly for the additional LVOC. For all three, a mechanism similar to  $\alpha$ -pinene had been assumed, due to structural similarities. The oxidation of these monoterpenes will be re-introduced as soon  
230 as new experimental/theoretical results are accessible, including a compelling mechanism for all individual compounds. Several mechanistic studies involving camphene have been published recently (Li et al., 2022; Subramani et al., 2021; Afreh et al., 2021). Only before sunrise, when oxidation by ozone and  $\text{NO}_3$  is dominant, the OLD run out-competes the BASE run. This indicates a low LVOC yield in the limonene ozone mechanism. The total LVOC show similar results as the medium-LVOC, together with a positive offset of both runs due to small-LVOC. ~~From this analysis a significant increase in SOA yield can be expected~~  
235 ~~when the mechanism will be incorporated in the global model.~~ Considering the reacted VOC and the produced LVOC in the BASE run we can calculate a LVOC yield to approximate the SOA yield. This analysis results in a yield of 7.3 %. With fixed isoprene concentration, it is the main LVOC contributor (approx. 90 %). Carlton et al. (2009) collected data from various studies investigating the SOA yield from isoprene and found yields up to 6 %. Taking into account that some loss processes are not implemented yet and that the aerosol formation process is not modeled, the agreement between model and experiment is  
240 reasonable.

### 3.3 $\text{NO}_x$ dependence

To estimate how anthropogenic  $\text{NO}_x$  emissions impact LVOC (and SOA) formation, we evaluate LVOC mixing ratios under varying  $\text{NO}_x$  concentrations. The main reactions of  $\text{NO}$  with peroxy radicals are O-abstraction and addition, forming alkoxy radicals and nitrates, respectively. These processes compete with the formation of hydroperoxides involving  $\text{HO}_2$ . As the  
245 products from  $\text{NO}$  oxidation are generally more volatile compared to hydroperoxides, less LVOC are formed under high  $\text{NO}$  conditions. This hypothesis is supported by Pye et al. (2010), who estimated a low contribution of " $\text{RO}_2 + \text{NO}$ "-reactions to the

total aerosol fraction, while the "RO<sub>2</sub> + HO<sub>2</sub>"-reaction shows a higher fraction for all considered compounds (biogenic VOC). However, this does not always hold true for aromatic compounds. Based on chamber studies, Xu et al. (2015a) found that the SOA yield and NO<sub>x</sub> levels were correlated for toluene but anti-correlated for *m*-xylene. Figure 8 displays the model results



**Figure 8.** NO<sub>x</sub> dependence of the LVOC formation. Results are displayed for low-NO<sub>x</sub> (magenta, dotted line), medium-NO<sub>x</sub> (green, dashed line) and high-NO<sub>x</sub> (blue, solid line) NO<sub>x</sub> mixing ratios. For definitions of low, medium and high, see text.

250 of the sensitivity runs for the low-, medium-, and high-NO<sub>x</sub> scenarios. NO initial mixing ratios were set to 20 pmol/mol for low, 2 nmol/mol for medium and 20 nmol/mol for modeling highly polluted areas. NO<sub>2</sub> mixing ratios are fixed to double the amount of NO mixing ratios. The large-LVOC display the expected trend. With decreasing NO<sub>x</sub> concentration, the mixing ratios increase as a result of the higher hydroperoxide product share. Especially large-LVOC formation before sunrise from ozone is strongly NO<sub>x</sub> dependent. The medium-LVOC show a more complex behavior. LVOC mixing ratios rise between  
 255 low and medium NO<sub>x</sub> concentrations but fall off for high NO<sub>x</sub>. This can be explained by the relative change of the OH concentration and the hydroperoxide yield. The OH concentration rises with increasing NO<sub>x</sub>, while the hydroperoxide yield continuously decreases. IEPOX and many other LVOCs require the formation of an intermediate or product hydroperoxide group. At medium NO<sub>x</sub> levels, the rise in OH concentration overshadows the decreasing hydroperoxide yield for the dominant

LVOC species. This trend reverses at high  $\text{NO}_x$  concentrations. Due to the comparably high total mixing ratios of the medium-  
260 LVOC bin, the total LVOC results reflect mainly the medium-LVOC.

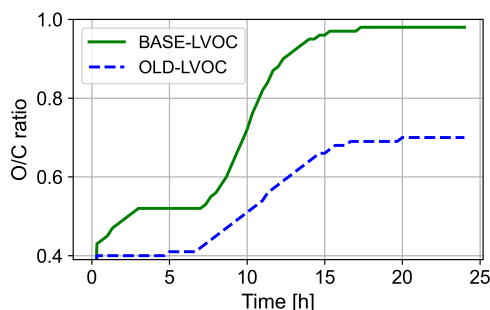
### 3.4 Aqueous-phase chemistry

In the evaluation of the influence of temperature and  $\text{NO}_x$  on LVOC, the aqueous oxidation of IEPOX displays a key role and increases the complexity of the reaction system. Although the box model neglects many environmental effects and dependencies, we want to compare modeled with measured mixing ratios to see whether the model produces tracer compounds in  
265 realistic amounts. For that reason, the model setup was adjusted to the conditions during the SOAS campaign (see Sect. 3.1). In this campaign, Hu et al. (2015) reported measurements of MeBuTETROL together with total IEPOX-SOA concentrations (combined concentrations of MeBuTETROL, C5-triols and isoprene-derived organic sulfates) in ambient aerosol. Assuming that the main IEPOX-SOA contributors are MeBuTETROL and the corresponding organosulfates (OS), the OS concentrations can be derived by subtracting the MeBuTETROL from the total IEPOX-SOA concentration. We extracted modeled concentra-  
270 tions after a full model day to compare the results. Note that this comparison is only intended to show whether the model yields results of the same order of magnitude. In measured mass concentrations, only MeBuTETROL found in aerosols is taken into account and general loss pathways are accessible (e.g. deposition). The model, on the other hand, adds up all products formed (~~gas and aqueous phase~~gas- and aqueous-phase), and only the chemical loss of MeBuTETROL is considered. Wet and dry deposition ~~is and volatility based condensation are~~ neglected in the model runs, which is expected to result in an over prediction  
275 of LVOC. Further, the modeled OH concentration exceeds the measurements ( $1.2\text{E-}13$  vs  $5.5\text{E-}14$  mol/mol, see Fig. ~~S17~~S15 and Sanchez et al. (2018)), while the pH is higher in the model (Fig. ~~S17~~S15) than in the SOAS aerosol (Guo et al. (2015), median pH of 1). The acid catalyzed ring-opening involving  $\text{NO}_3^-$  as nucleophile, described in Eddingsaas et al. (2010), is also not considered. Thus, an over-prediction by the model is expected. Table 6 displays the mean measured and modeled MeBuTETROL, OS, and total IEPOX-SOA concentrations, with and without aqueous-phase degradation of MeBuTETROL.  
280 Modeled mass concentrations exceed the measured concentrations by an order of magnitude, while the MeBuTETROL over-prediction is 50 % higher without aqueous degradation. Considering the influence factors discussed above, this assessment lends confidence that the model for IEPOX-SOA is realistic. But it also stresses the importance of aqueous-phase degradation pathways in models. Non-negligible loss processes are still missing in the MECCA chemical scheme. The aqueous processing of all hydroperoxides, alkyl nitrates, and -sulfates is not implemented, resulting in an overestimation of those species. Addi-  
285 tionally, there is no SAR method dealing with the reactivity of epoxides towards OH radicals in aqueous media. Reaction rates have to be estimated by treating epoxides like hydroxyl groups, not considering the enthalpy gained by prompt ring opening. On the other hand, organic coatings on aqueous aerosols and the aerosol phase state may limit the reactive uptake of IEPOX and thus the production of MeBuTETROL and OS (Zhang et al., 2018; Octaviani et al., 2021).

In addition to the LVOC concentrations, a change in the O/C ratio might occur as a result of the chemistry update. Especially,  
290 because LVOC from aqueous oxidation is added, which commonly possesses a higher O/C ratio (Lim et al., 2010). The main LVOC components, MeBuTETROL and OS, exhibit a ratio of 1.0 and 1.6, respectively. Thus, an increase in the O/C ratio is expected. Figure 9 displays the O/C ratio of the ~~summed-up aqueous~~ LVOC for the BASE and OLD run over the simulation

**Table 6.** Comparison between measured and modeled MeBuTETROL, OS and total IEPOX-SOA mass concentrations. Measured values are taken from Hu et al. (2015). The concentrations were investigated over multiple days, but a mean concentration of  $0.3 \frac{\mu\text{g}}{\text{m}^3}$  is assumed in the scope of this comparison. Modeled mixing ratios are extracted after a full modeled day.

Compound	Measured / $\frac{\mu\text{g}}{\text{m}^3}$	Modeled / $\frac{\mu\text{g}}{\text{m}^3}$	Modeled no MeBuTETROL degrad. / $\frac{\mu\text{g}}{\text{m}^3}$
	Hu et al. (2015)	This work	
MeBuTETROL	0.3	4.4	6.6
OS	0.6	5.3	4.4
total IEPOX-SOA	0.9	9.7	11.0



**Figure 9.** O/C ratio of summed up LVOC for the BASE and OLD run.

time. After a full modeled day, an increase of ~~1840~~ % is found, with a ratio of ~~0.76 and 0.93~~ 0.98 and 0.70, for BASE and OLD, respectively. The updated model is in good agreement with the SOAS campaign average O/C ratio of 0.91 (Massoli et al., 295 2018). More accurate degradation pathways of MeBuTETROL and OS are expected to further improve the O/C ratio.

In addition to the already described aqSOA formation sources, there are further known, but missing processes not covered by the mechanism. Formation of nitroaromatics from the aqueous-phase oxidation of anthropogenic VOC is an important additional source of aqSOA. For instance, it has been shown that 4 % to 20 % of total SOA in Europe is aqSOA originating from residential wood burning (Gilardoni et al., 2016). Accounting for this source of aqSOA requires the development of an explicit mechanism for heterogeneous reactions of  $\text{N}_2\text{O}_5$  where chloride and phenols compete with water for the addition to  $\text{NO}_2^+$  (Heal et al., 2007; Ryder et al., 2015; Hoffmann et al., 2018; Staudt et al., 2019). A simplified scheme for the nitration of phenol has recently been implemented into MECCA by Soni et al. (2023). Moreover, consideration of nitroaromatics during nighttime oxidation of furans from biomass burning will further increase the model predictions of SOA mass (Joo et al., 2019; Al Ali et al., 2022).



## 305 4 Summary and Outlook

The chemical scheme of MECCA has been updated to improve the production of SOA precursors in the model. In addition, we investigated the ~~gas-gas-/aqueous-phase~~ aqueous-phase partitioning of the new species. To assess the update, we investigated the production of LVOC at different physical conditions and initial concentrations in a box model. As expected, we find an increase in the total mixing ratio of LVOC, while the change in LVOC of different sizes is more pronounced. Results display a rising production of medium- and large-sized LVOC, while the number of small LVOC stays constant. This is due to the new implementation of exclusively medium to large precursors. By changing the temperature from 298 K to 278 K, the model predicts a decrease in LVOC production, while an increase in SOA yield is expected. The NO<sub>x</sub>-dependence shows more complex patterns of change. In general, the LVOC yield decreases with rising NO<sub>x</sub>, but for medium-LVOC, an increase at moderate NO<sub>x</sub> is found. This is due to the aqueous-phase IEPOX oxidation scheme. The modeled O/C ratio confirms the experimental results of the SOAS campaign. Overall, we find that the model responds differently to newly added aqueous- and gas-phase reactions. To better reflect the processing of VOC and LVOC in clouds and aerosols, more aqueous-phase reactions, also for the small and large compounds are needed. Furthermore, the implementation of recent findings concerning the peroxy radical reactivity might lead to additional reaction pathways or altered branching ratios. H-shifts of peroxy radicals are only considered in the new limonene mechanism and might lead to an increased formation of HOMs in the model if included for all compounds (Wu et al., 2021). Similarly, the treatment of peroxy radical dimerization was found to be more important than previously estimated (Schervish and Donahue, 2020). In future work, we want to evaluate the impact of the new mechanism on SOA precursors with explicit multiphase kinetics in deliquescent aerosols and cloud droplets in the global model EMAC. To investigate the dependence of results on the partitioning scheme and the used Henry's law solubility constants at the global scale, sensitivity runs will be executed with varying partitioning scheme. Further, the introduction of more SOA/LVOC loss processes to the model has shown to be important, as already pointed out by Hodzic et al. (2016). A general ~~aqueous-phase~~ aqueous-phase degradation scheme of organic nitrates and hydroperoxides would further refine SOA processes.

*Code availability.* The updated MECCA model code is available as a community model published under the GNU General Public License (<https://www.gnu.org/copyleft/gpl.html>). The model code can be found in the Supplement (DOI:10.5281/zenodo.7944174) and in the code repository at <https://gitlab.com/RolfSander/caaba-mecca>. In addition to the complete code, a list of chemical reactions including rate constants and references (meccanism.pdf) and a user manual (caaba\_mecca\_manual.pdf) are available in the manual directory of the supplement. A list of all Henry's law and accommodation constants (chemprop.pdf) is available in the tools/chemprop directory. For further information and updates, the CAABA/MECCA web page at <http://www.mecca.messy-interface.org> can be consulted.

*Author contributions.* FW and DT designed the study and developed the chemical mechanism. The latter was reviewed by all co-authors and implemented into MECCA by FW and RS. FW performed the estimation of the Henry's law coefficients. The manuscript was prepared by FW and reviewed by all co-authors.

*Competing interests.* Some authors are members of the editorial board of GMD. The peer-review process was guided by an independent editor, and the authors have also no other competing interests to declare.

*Acknowledgements.* The authors gratefully acknowledge the computing time granted through JARA on the supercomputer JURECA (Jülich Supercomputing Centre, 2021) at Forschungszentrum Jülich.

## 340 References

- Afreh, I. K., Aumont, B., Camredon, M., and Barsanti, K. C.: Using GECKO-A to derive mechanistic understanding of secondary organic aerosol formation from the ubiquitous but understudied camphene, *Atmospheric Chemistry and Physics*, 21, 11 467–11 487, 2021.
- Al Ali, F., Coeur, C., Houzel, N., Bouya, H., Tomas, A., and Romanias, M. N.: Rate Coefficients for the Gas-Phase Reactions of Nitrate Radicals with a Series of Furan Compounds, *The Journal of Physical Chemistry A*, 126, 8674–8681, <https://doi.org/10.1021/acs.jpca.2c03828>, publisher: American Chemical Society, 2022.
- 345 Arey, J., Aschmann, S. M., Kwok, E. S. C., and Atkinson, R.: Alkyl Nitrate, Hydroxyalkyl Nitrate, and Hydroxycarbonyl Formation from the NO<sub>x</sub>-Air Photooxidations of C5-C8 n-Alkanes, *The Journal of Physical Chemistry A*, 105, 1020–1027, <https://doi.org/10.1021/jp003292z>, publisher: American Chemical Society, 2001.
- Atkinson, R., Arey, J., and Aschmann, S. M.: Atmospheric chemistry of alkanes: Review and recent developments, *Atmospheric Environ-*
- 350 *ment*, 42, 5859–5871, <https://doi.org/10.1016/j.atmosenv.2007.08.040>, 2008.
- Bates, K. H., Crouse, J. D., St. Clair, J. M., Bennett, N. B., Nguyen, T. B., Seinfeld, J. H., Stoltz, B. M., and Wennberg, P. O.: Gas phase production and loss of isoprene epoxydiols, *The Journal of Physical Chemistry A*, 118, 1237–1246, <https://doi.org/10.1021/jp4107958>, 2014.
- Cabrera-Perez, D., Taraborrelli, D., Sander, R., and Pozzer, A.: Global atmospheric budget of simple monocyclic aromatic compounds,
- 355 *Atmospheric Chemistry and Physics*, 16, 6931–6947, <https://doi.org/10.5194/acp-16-6931-2016>, 2016.
- Carlsson, P. T. M., Vereecken, L., Novelli, A., Bernard, F., Brown, S. S., Brownwood, B., Cho, C., Crowley, J. N., Dewald, P., Edwards, P. M., Friedrich, N., Fry, J. L., Hallquist, M., Hantschke, L., Hohaus, T., Kang, S., Liebmann, J., Mayhew, A. W., Mentel, T., Reimer, D., Rohrer, F., Shenolikar, J., Tillmann, R., Tsiligiannis, E., Wu, R., Wahner, A., Kiendler-Scharr, A., and Fuchs, H.: Comparison of isoprene chemical mechanisms under atmospheric night-time conditions in chamber experiments: evidence of hydroperoxy aldehydes and epoxy
- 360 products from NO<sub>3</sub> oxidation, *Atmospheric Chemistry and Physics*, 23, 3147–3180, <https://doi.org/10.5194/acp-23-3147-2023>, publisher: Copernicus GmbH, 2023.
- Carlton, A., Wiedinmyer, C., and Kroll, J.: A review of Secondary Organic Aerosol (SOA) formation from isoprene, *Atmospheric Chemistry and Physics*, 9, 4987–5005, <https://doi.org/10.5194/acp-9-4987-2009>, 2009.
- Carlton, A. G., Turpin, B. J., Altieri, K. E., Seitzinger, S., Reff, A., Lim, H.-J., and Ervens, B.: Atmospheric oxalic acid
- 365 and SOA production from glyoxal: Results of aqueous photooxidation experiments, *Atmospheric Environment*, 41, 7588–7602, <https://doi.org/10.1016/j.atmosenv.2007.05.035>, 2007.
- Carslaw, N.: A mechanistic study of limonene oxidation products and pathways following cleaning activities, *Atmospheric Environment*, 80, 507–513, <https://doi.org/10.1016/j.atmosenv.2013.08.034>, 2013.
- Chen, D., Zhao, Y., Zhang, J., Yu, H., and Yu, X.: Characterization and source apportionment of aerosol light scattering in a typical polluted
- 370 city in the Yangtze River Delta, China, *Atmospheric Chemistry and Physics*, 20, 10 193–10 210, <https://doi.org/10.5194/acp-20-10193-2020>, 2020.
- Cope, J. D., Abellar, K. A., Bates, K. H., Fu, X., and Nguyen, T. B.: Aqueous photochemistry of 2-Methyltetrol and erythritol as sources of formic acid and acetic acid in the atmosphere, *ACS Earth and Space Chemistry*, 5, 1265–1277, <https://doi.org/10.1021/acsearthspacechem.1c00107>, 2021.

- 375 D'Ambro, E. L., Møller, K. H., Lopez-Hilfiker, F. D., Schobesberger, S., Liu, J., Shilling, J. E., Lee, B. H., Kjaergaard, H. G., and Thornton, J. A.: Isomerization of second-generation isoprene peroxy radicals: Epoxide formation and implications for secondary organic aerosol yields, *Environmental science & technology*, 51, 4978–4987, <https://doi.org/10.1021/acs.est.7b00460>, 2017.
- Eddingsaas, N. C., VanderVelde, D. G., and Wennberg, P. O.: Kinetics and products of the acid-catalyzed ring-opening of atmospherically relevant butyl epoxy alcohols, *The Journal of Physical Chemistry A*, 114, 8106–8113, 2010.
- 380 Ervens, B.: Modeling the processing of aerosol and trace gases in clouds and fogs, *Chemical reviews*, 115, 4157–4198, <https://doi.org/10.1021/cr5005887>, 2015.
- Franco, B., Blumenstock, T., Cho, C., Clarisse, L., Clerbaux, C., Coheur, P.-F., De Mazière, M., De Smedt, I., Dorn, H.-P., Emmerichs, T., Fuchs, H., Gkatzelis, G., Griffith, D. W. T., Gromov, S., Hannigan, J. W., Hase, F., Hohaus, T., Jones, N., Kerkweg, A., Kiendler-Scharr, A., Lutsch, E., Mahieu, E., Novelli, A., Ortega, I., Paton-Walsh, C., Pommier, M., Pozzer, A., Reimer, D., Rosanka, S., Sander, R.,
- 385 Schneider, M., Strong, K., Tillmann, R., Van Roozendaal, M., Vereecken, L., Vigouroux, C., Wahner, A., and Taraborrelli, D.: Ubiquitous atmospheric production of organic acids mediated by cloud droplets, *Nature*, 593, 233–237, <https://doi.org/10.1038/s41586-021-03462-x>, number: 7858 Publisher: Nature Publishing Group, 2021.
- Gilardoni, S., Massoli, P., Paglione, M., Giulianelli, L., Carbone, C., Rinaldi, M., Decesari, S., Sandrini, S., Costabile, F., Gobbi, G. P., et al.: Direct observation of aqueous secondary organic aerosol from biomass-burning emissions, *Proceedings of the National Academy of Sciences*, 113, 10013–10018, 2016.
- 390 Guo, H., Xu, L., Bougiatioti, A., Cerully, K. M., Capps, S. L., Hite Jr, J., Carlton, A., Lee, S.-H., Bergin, M., Ng, N., et al.: Fine-particle water and pH in the southeastern United States, *Atmospheric Chemistry and Physics*, 15, 5211–5228, 2015.
- Hallquist, M., Wenger, J. C., Baltensperger, U., Rudich, Y., Simpson, D., Claeys, M., Dommen, J., Donahue, N., George, C., Goldstein, A., et al.: The formation, properties and impact of secondary organic aerosol: current and emerging issues, *Atmospheric chemistry and physics*, 9, 5155–5236, <https://doi.org/10.5194/acp-9-5155-2009>, 2009.
- 395 Heal, M. R., Harrison, M. A. J., and Neil Cape, J.: Aqueous-phase nitration of phenol by N<sub>2</sub>O<sub>5</sub> and ClNO<sub>2</sub>, *Atmospheric Environment*, 41, 3515–3520, <https://doi.org/10.1016/j.atmosenv.2007.02.003>, 2007.
- Heald, C., Coe, H., Jimenez, J., Weber, R., Bahreini, R., Middlebrook, A., Russell, L., Jolleys, M., Fu, T.-M., Allan, J., et al.: Exploring the vertical profile of atmospheric organic aerosol: comparing 17 aircraft field campaigns with a global model, *Atmospheric Chemistry and Physics*, 11, 12 673–12 696, <https://doi.org/10.5194/acp-11-12673-2011>, 2011.
- 400 Hens, K., Novelli, A., Martinez, M., Auld, J., Axinte, R., Bohn, B., Fischer, H., Keronen, P., Kubistin, D., Nölscher, A. C., Oswald, R., Paasonen, P., Petäjä, T., Regelin, E., Sander, R., Sinha, V., Sipilä, M., Taraborrelli, D., Tatum Ernest, C., Williams, J., Lelieveld, J., and Harder, H.: Observation and modelling of HO<sub>x</sub> radicals in a boreal forest, *Atmospheric Chemistry and Physics*, 14, 8723–8747, <https://doi.org/10.5194/acp-14-8723-2014>, publisher: Copernicus GmbH, 2014.
- 405 Hodzic, A., Aumont, B., Knote, C., Lee-Taylor, J., Madronich, S., and Tyndall, G.: Volatility dependence of Henry's law constants of condensable organics: Application to estimate depositional loss of secondary organic aerosols, *Geophysical Research Letters*, 41, 4795–4804, <https://doi.org/10.1002/2014GL060649>, 2014.
- Hodzic, A., Kasibhatla, P. S., Jo, D. S., Cappa, C. D., Jimenez, J. L., Madronich, S., and Park, R. J.: Rethinking the global secondary organic aerosol (SOA) budget: stronger production, faster removal, shorter lifetime, *Atmospheric Chemistry and Physics*, 16, 7917–7941, <https://doi.org/10.5194/acp-16-7917-2016>, 2016.
- 410

- Hoffmann, Erik, H., Tilgner, A., Wolke, R., Böge, O., Walter, A., and Herrmann, H.: Oxidation of substituted aromatic hydrocarbons in the tropospheric aqueous phase: kinetic mechanism development and modelling, *Physical Chemistry Chemical Physics*, 20, 10960–10977, <https://doi.org/10.1039/C7CP08576A>, publisher: Royal Society of Chemistry, 2018.
- 415 Hu, W., Campuzano-Jost, P., Palm, B., Day, D., Ortega, A., Hayes, P., Krechmer, J., Chen, Q., Kuwata, M., Liu, Y., et al.: Characterization of a real-time tracer for isoprene epoxydiols-derived secondary organic aerosol (IEPOX-SOA) from aerosol mass spectrometer measurements, *Atmospheric Chemistry and Physics*, 15, 11807–11833, <https://doi.org/10.5194/acp-15-11807-2015>, 2015.
- Jenkin, M., Saunders, S. M., and Pilling, M. J.: The tropospheric degradation of volatile organic compounds: A protocol for mechanism development, *Atmos. Environ.*, 31, 81–104, [https://doi.org/10.1016/S1352-2310\(96\)00105-7](https://doi.org/10.1016/S1352-2310(96)00105-7), 1997.
- 420 Jöckel, P., Tost, H., Pozzer, A., Brühl, C., Buchholz, J., Ganzeveld, L., Hoor, P., Kerkweg, A., Lawrence, M., Sander, R., et al.: The atmospheric chemistry general circulation model ECHAM5/MESSy1: consistent simulation of ozone from the surface to the mesosphere, *Atmospheric Chemistry and Physics*, 6, 5067–5104, 2006.
- Jöckel, P., Kerkweg, A., Pozzer, A., Sander, R., Tost, H., Riede, H., Baumgaertner, A., Gromov, S., and Kern, B.: Development cycle 2 of the modular earth submodel system (MESSy2), *Geoscientific Model Development*, 3, 717–752, <https://doi.org/10.5194/gmd-3-717-2010>, 2010.
- 425 Jöckel, P., Tost, H., Pozzer, A., Kunze, M., Kirner, O., Brenninkmeijer, C. A., Brinkop, S., Cai, D. S., Dyroff, C., Eckstein, J., et al.: Earth system chemistry integrated modelling (ESCiMo) with the modular earth submodel system (MESSy) version 2.51, *Geoscientific Model Development*, 9, 1153–1200, 2016.
- Joo, T., Rivera-Rios, J. C., Takeuchi, M., Alvarado, M. J., and Ng, N. L.: Secondary Organic Aerosol Formation from Reaction of 3-Methylfuran with Nitrate Radicals, *ACS Earth and Space Chemistry*, 3, 922–934, <https://doi.org/10.1021/acsearthspacechem.9b00068>, publisher: American Chemical Society, 2019.
- 430 Jülich Supercomputing Centre: JURECA: Data Centric and Booster Modules implementing the Modular Supercomputing Architecture at Jülich Supercomputing Centre, *Journal of large-scale research facilities*, 7, <https://doi.org/10.17815/jlsrf-7-182>, 2021.
- Kerkweg, A., Sander, R., Tost, H., Jöckel, P., and Lelieveld, J.: Simulation of detailed aerosol chemistry on the global scale using MECCA-AERO, *Atmospheric Chemistry and Physics*, 7, 2973–2985, 2007.
- 435 Kühne, R., Ebert, R.-U., and Schüürmann, G.: Prediction of the temperature dependency of Henry's law constant from chemical structure, *Environmental science & technology*, 39, 6705–6711, <https://doi.org/10.1021/es050527h>, 2005.
- Kwok, E. S. and Atkinson, R.: Estimation of hydroxyl radical reaction rate constants for gas-phase organic compounds using a structure-reactivity relationship: An update, *Atmospheric Environment*, 29, 1685–1695, 1995.
- 440 Li, Q., Jiang, J., Afreh, I. K., Barsanti, K. C., and Cocker III, D. R.: Secondary organic aerosol formation from camphene oxidation: measurements and modeling, *Atmospheric Chemistry and Physics*, 22, 3131–3147, 2022.
- Lim, Y., Tan, Y., Perri, M., Seitzinger, S., and Turpin, B.: Aqueous chemistry and its role in secondary organic aerosol (SOA) formation, *Atmospheric Chemistry and Physics*, 10, 10521–10539, <https://doi.org/10.5194/acp-10-10521-2010>, 2010.
- Lin, G., Sillman, S., Penner, J., and Ito, A.: Global modeling of SOA: the use of different mechanisms for aqueous-phase formation, *Atmospheric Chemistry and Physics*, 14, 5451–5475, <https://doi.org/10.5194/acp-14-5451-2014>, 2014.
- 445 Lin, Y.-H., Arashiro, M., Clapp, P. W., Cui, T., Sexton, K. G., Vizuete, W., Gold, A., Jaspers, I., Fry, R. C., and Surratt, J. D.: Gene expression profiling in human lung cells exposed to isoprene-derived secondary organic aerosol, *Environmental science & technology*, 51, 8166–8175, <https://doi.org/10.1021/acs.est.7b01967>, 2017.

- Lopez-Hilfiker, F., Mohr, C., D'ambro, E., Lutz, A., Riedel, T., Gaston, C., Iyer, S., Zhang, Z., Gold, A., Surratt, J., et al.: Molecular composition and volatility of organic aerosol in the Southeastern US: implications for IEPOX derived SOA, *Environmental science & technology*, 50, 2200–2209, <https://doi.org/10.1021/acs.est.5b04769>, 2016.
- 450 Mallik, C., Tomsche, L., Bourtsoukidis, E., Crowley, J. N., Derstroff, B., Fischer, H., Hafermann, S., Hüser, I., Javed, U., Keßel, S., Lelieveld, J., Martinez, M., Meusel, H., Novelli, A., Phillips, G. J., Pozzer, A., Reiffs, A., Sander, R., Taraborrelli, D., Sauvage, C., Schuladen, J., Su, H., Williams, J., and Harder, H.: Oxidation processes in the eastern Mediterranean atmosphere: evidence from the modelling of HO<sub>x</sub> measurements over Cyprus, *Atmospheric Chemistry and Physics*, 18, 10 825–10 847, <https://doi.org/10.5194/acp-18-10825-2018>, publisher: Copernicus GmbH, 2018.
- 455 Massoli, P., Stark, H., Canagaratna, M. R., Krechmer, J. E., Xu, L., Ng, N. L., Mauldin III, R. L., Yan, C., Kimmel, J., Misztal, P. K., et al.: Ambient measurements of highly oxidized gas-phase molecules during the southern oxidant and aerosol study (SOAS) 2013, *ACS Earth and Space Chemistry*, 2, 653–672, 2018.
- McDonald, B. C., de Gouw, J. A., Gilman, J. B., Jathar, S. H., Akherati, A., Cappa, C. D., Jimenez, J. L., Lee-Taylor, J., Hayes, P. L., 460 McKeen, S. A., Cui, Y. Y., Kim, S.-W., Gentner, D. R., Isaacman-VanWertz, G., Goldstein, A. H., Harley, R. A., Frost, G. J., Roberts, J. M., Ryerson, T. B., and Trainer, M.: Volatile chemical products emerging as largest petrochemical source of urban organic emissions, *Science*, 359, 760–764, <https://doi.org/10.1126/science.aag0524>, publisher: American Association for the Advancement of Science, 2018.
- Meylan, W. M. and Howard, P. H.: Bond contribution method for estimating henry's law constants, *Environmental Toxicology and Chemistry*, 10, 1283–1293, <https://doi.org/10.1002/etc.5620101007>, eprint: <https://onlinelibrary.wiley.com/doi/pdf/10.1002/etc.5620101007>, 1991.
- 465 Monod, A. and Doussin, J.: Structure-activity relationship for the estimation of OH-oxidation rate constants of aliphatic organic compounds in the aqueous phase: alkanes, alcohols, organic acids and bases, *Atmospheric Environment*, 42, 7611–7622, <https://doi.org/10.1016/j.atmosenv.2008.06.005>, 2008.
- Mouchel-Vallon, C., Deguillaume, L., Monod, A., Perroux, H., Rose, C., Ghigo, G., Long, Y., Leriche, M., Aumont, B., Patryl, L., et al.: CLEPS 1.0: A new protocol for cloud aqueous phase oxidation of VOC mechanisms, *Geoscientific Model Development*, 10, 1339–1362, 470 <https://doi.org/10.5194/gmd-10-1339-2017>, 2017.
- Nguyen, T., Petters, M., Suda, S., Guo, H., Weber, R., and Carlton, A.: Trends in particle-phase liquid water during the Southern Oxidant and Aerosol Study, *Atmospheric Chemistry and Physics*, 14, 10 911–10 930, 2014.
- Novelli, A., Vereecken, L., Bohn, B., Dorn, H.-P., Gkatzelis, G. I., Hofzumahaus, A., Holland, F., Reimer, D., Rohrer, F., Rosanka, S., Taraborrelli, D., Tillmann, R., Wegener, R., Yu, Z., Kiendler-Scharr, A., Wahner, A., and Fuchs, H.: Importance of isomerization reactions for OH radical regeneration from the photo-oxidation of isoprene investigated in the atmospheric simulation chamber SAPHIR, 475 *Atmospheric Chemistry and Physics*, 20, 3333–3355, <https://doi.org/10.5194/acp-20-3333-2020>, publisher: Copernicus GmbH, 2020.
- Nölscher, A. C., Butler, T., Auld, J., Veres, P., Muñoz, A., Taraborrelli, D., Vereecken, L., Lelieveld, J., and Williams, J.: Using total OH reactivity to assess isoprene photooxidation via measurement and model, *Atmospheric Environment*, 89, 453–463, <https://doi.org/10.1016/j.atmosenv.2014.02.024>, 2014.
- 480 Octaviani, M., Shrivastava, M., Zaveri, R. A., Zelenyuk, A., Zhang, Y., Rasool, Q. Z., Bell, D. M., Riva, M., Glasius, M., and Surratt, J. D.: Modeling the Size Distribution and Chemical Composition of Secondary Organic Aerosols during the Reactive Uptake of Isoprene-Derived Epoxydiols under Low-Humidity Condition, *ACS Earth and Space Chemistry*, 5, 3247–3257, <https://doi.org/10.1021/acsearthspacechem.1c00303>, publisher: American Chemical Society, 2021.

- Pang, J. Y. S., Novelli, A., Kaminski, M., Acir, I.-H., Bohn, B., Carlsson, P. T. M., Cho, C., Dorn, H.-P., Hofzumahaus, A., Li, X., et al.: Investigation of the limonene photooxidation by OH at different NO concentrations in the atmospheric simulation chamber SAPHIR, *Atmospheric Chemistry and Physics Discussions*, pp. 1–58, <https://doi.org/10.5194/acp-22-8497-2022>, 2022.
- Perring, A. E., Pusede, S. E., and Cohen, R. C.: An Observational Perspective on the Atmospheric Impacts of Alkyl and Multifunctional Nitrates on Ozone and Secondary Organic Aerosol, *Chemical Reviews*, 113, 5848–5870, <https://doi.org/10.1021/cr300520x>, publisher: American Chemical Society, 2013.
- Petters, S. S., Cui, T., Zhang, Z., Gold, A., McNeill, V. F., Surratt, J. D., and Turpin, B. J.: Organosulfates from Dark Aqueous Reactions of Isoprene-Derived Epoxydiols Under Cloud and Fog Conditions: Kinetics, Mechanism, and Effect of Reaction Environment on Regioselectivity of Sulfate Addition, *ACS Earth and Space Chemistry*, 5, 474–486, <https://doi.org/10.1021/acsearthspacechem.0c00293?ref=pdf>, 2021.
- Pozzer, A., Reifenberg, S. F., Kumar, V., Franco, B., Kohl, M., Taraborrelli, D., Gromov, S., Ehrhart, S., Jöckel, P., Sander, R., Fall, V., Rosanka, S., Karydis, V., Akritidis, D., Emmerichs, T., Crippa, M., Guizzardi, D., Kaiser, J. W., Clarisse, L., Kiendler-Scharr, A., Tost, H., and Tsimpidi, A.: Simulation of organics in the atmosphere: evaluation of EMACv2.54 with the Mainz Organic Mechanism (MOM) coupled to the ORACLE (v1.0) submodel, *Geoscientific Model Development*, 15, 2673–2710, <https://doi.org/10.5194/gmd-15-2673-2022>, publisher: Copernicus GmbH, 2022.
- Pye, H., Chan, A., Barkley, M., and Seinfeld, J.: Global modeling of organic aerosol: the importance of reactive nitrogen (NO<sub>x</sub> and NO<sub>3</sub>), *Atmospheric Chemistry and Physics*, 10, 11 261–11 276, <https://doi.org/10.5194/acp-10-11261-2010>, 2010.
- Raventos-Duran, T., Camredon, M., Valorso, R., Mouchel-Vallon, C., and Aumont, B.: Structure-activity relationships to estimate the effective Henry’s law constants of organics of atmospheric interest, *Atmospheric Chemistry and Physics*, 10, 7643–7654, <https://doi.org/10.5194/acp-10-7643-2010>, 2010.
- Riedel, T., Lin, Y.-H., Zhang, Z., Chu, K., Thornton, J., Vizuete, W., Gold, A., and Surratt, J.: Constraining condensed-phase formation kinetics of secondary organic aerosol components from isoprene epoxydiols, *Atmospheric Chemistry and Physics*, 16, 1245–1254, <https://doi.org/10.5194/acp-16-1245-2016>, 2016.
- Rosanka, S., Sander, R., Wahner, A., and Taraborrelli, D.: Oxidation of low-molecular-weight organic compounds in cloud droplets: development of the Jülich Aqueous-phase Mechanism of Organic Chemistry (JAMOC) in CAABA/MECCA (version 4.5. 0), *Geoscientific Model Development*, 14, 4103–4115, <https://doi.org/10.5194/gmd-2020-337>, 2021.
- Ryder, O. S., Campbell, N. R., Shaloski, M., Al-Mashat, H., Nathanson, G. M., and Bertram, T. H.: Role of Organics in Regulating CINO<sub>2</sub> Production at the Air–Sea Interface, *The Journal of Physical Chemistry A*, 119, 8519–8526, <https://doi.org/10.1021/jp5129673>, publisher: American Chemical Society, 2015.
- Sanchez, D., Jeong, D., Seco, R., Wrangham, I., Park, J.-H., Brune, W. H., Koss, A., Gilman, J., de Gouw, J., Misztal, P., et al.: Intercomparison of OH and OH reactivity measurements in a high isoprene and low NO environment during the Southern Oxidant and Aerosol Study (SOAS), *Atmospheric Environment*, 174, 227–236, 2018.
- Sander, R.: Compilation of Henry’s law constants (version 4.0) for water as solvent, *Atmospheric Chemistry and Physics*, 15, 4399–4981, <https://doi.org/10.5194/acp-15-4399-2015>, 2015.
- Sander, R., Kerkweg, A., Jöckel, P., and Lelieveld, J.: Technical note: The new comprehensive atmospheric chemistry module MECCA, *Atmos. Chem. Phys.*, 5, 445–450, <https://doi.org/10.5194/ACP-5-445-2005>, 2005.

- 520 Sander, R., Baumgaertner, A., Gromov, S., Harder, H., Jöckel, P., Kerkweg, A., Kubistin, D., Regelin, E., Riede, H., Sandu, A., et al.: The atmospheric chemistry box model CAABA/MECCA-3.0, *Geoscientific Model Development*, 4, 373–380, <https://doi.org/10.5194/gmd-4-373-2011>, 2011.
- Sander, R., Jöckel, P., Kirner, O., Kunert, A. T., Landgraf, J., and Pozzer, A.: The photolysis module JVAL-14, compatible with the MESSy standard, and the JVal PreProcessor (JVPP), *Geosci. Model Dev.*, 7, 2653–2662, <https://doi.org/10.5194/GMD-7-2653-2014>, 2014.
- 525 Sander, R., Baumgaertner, A., Cabrera-Perez, D., Frank, F., Gromov, S., Groß, J.-U., Harder, H., Huijnen, V., Jöckel, P., Karydis, V. A., et al.: The community atmospheric chemistry box model CAABA/MECCA-4.0, *Geoscientific model development*, 12, 1365–1385, <https://doi.org/10.5194/gmd-12-1365-2019>, 2019.
- Schervish, M. and Donahue, N. M.: Peroxy radical chemistry and the volatility basis set, *Atmospheric Chemistry and Physics*, 20, 1183–1199, <https://doi.org/10.5194/acp-20-1183-2020>, 2020.
- 530 Seinfeld, J. H. and Pandis, S. N.: *Atmospheric chemistry and physics: from air pollution to climate change*, John Wiley & Sons, 2016.
- Shrivastava, M., Cappa, C. D., Fan, J., Goldstein, A. H., Guenther, A. B., Jimenez, J. L., Kuang, C., Laskin, A., Martin, S. T., Ng, N. L., et al.: Recent advances in understanding secondary organic aerosol: Implications for global climate forcing, *Reviews of Geophysics*, 55, 509–559, 2017.
- Sivaramakrishnan, R. and Michael, J.: Rate constants for OH with selected large alkanes: shock-tube measurements and an improved group  
535 scheme, *The Journal of Physical Chemistry A*, 113, 5047–5060, <https://doi.org/10.1021/jp810987u>, 2009.
- Soni, M., Sander, R., Sahu, L. K., Taraborrelli, D., Liu, P., Patel, A., Girach, I. A., Pozzer, A., Gunthe, S. S., and Ojha, N.: Comprehensive multiphase chlorine chemistry in the box model CAABA/MECCA: Implications to atmospheric oxidative capacity, *EGUsphere*, 2023, 1–24, <https://doi.org/10.5194/egusphere-2023-652>, 2023.
- St. Clair, J. M., Rivera-Rios, J. C., Crounse, J. D., Knap, H. C., Bates, K. H., Teng, A. P., Jørgensen, S., Kjaergaard, H. G., Keutsch, F. N.,  
540 and Wennberg, P. O.: Kinetics and products of the reaction of the first-generation isoprene hydroxy hydroperoxide (ISOPOOH) with OH, *The Journal of Physical Chemistry A*, 120, 1441–1451, <https://doi.org/10.1021/acs.jpca.5b06532>, 2016.
- Staudinger, J. and Roberts, P. V.: A critical compilation of Henry’s law constant temperature dependence relations for organic compounds in dilute aqueous solutions, *Chemosphere*, 44, 561–576, [https://doi.org/10.1016/S0045-6535\(00\)00505-1](https://doi.org/10.1016/S0045-6535(00)00505-1), 2001.
- Staudt, S., Gord, J. R., Karimova, N. V., McDuffie, E. E., Brown, S. S., Gerber, R. B., Nathanson, G. M., and Bertram, T. H.: Sul-  
545 fate and Carboxylate Suppress the Formation of ClNO<sub>2</sub> at Atmospheric Interfaces, *ACS Earth and Space Chemistry*, 3, 1987–1997, <https://doi.org/10.1021/acsearthspacechem.9b00177>, publisher: American Chemical Society, 2019.
- Subramani, M., Saravanan, V., Theerthagiri, J., Subramaniam, V., Pazhanivel, T., Ramasamy, S., and Manickam, S.: Kinetics and degradation of camphene with OH radicals and its subsequent fate under the atmospheric O<sub>2</sub> and NO radicals-A theoretical study, *Chemosphere*, 267, 129 250, 2021.
- 550 Taraborrelli, D., Lawrence, M. G., Crowley, J. N., Dillon, T. J., Gromov, S., Groß, C. B. M., Vereecken, L., and Lelieveld, J.: Hydroxyl radical buffered by isoprene oxidation over tropical forests, *Nature Geoscience*, 5, 190–193, <https://doi.org/10.1038/ngeo1405>, number: 3  
Publisher: Nature Publishing Group, 2012.
- Taraborrelli, D., Cabrera-Perez, D., Bacer, S., Gromov, S., Lelieveld, J., Sander, R., and Pozzer, A.: Influence of aromatics on tropo-  
spheric gas-phase composition, *Atmospheric Chemistry and Physics*, 21, 2615–2636, <https://doi.org/10.5194/acp-21-2615-2021>, pub-  
555 lisher: Copernicus GmbH, 2021.



- Teng, A. P., Crounse, J. D., Lee, L., St. Clair, J. M., Cohen, R. C., and Wennberg, P. O.: Hydroxy nitrate production in the OH-initiated oxidation of alkenes, *Atmospheric Chemistry and Physics*, 15, 4297–4316, <https://doi.org/10.5194/acp-15-4297-2015>, publisher: Copernicus GmbH, 2015.
- 560 Tilmes, S., Hodzic, A., Emmons, L., Mills, M., Gettelman, A., Kinnison, D. E., Park, M., Lamarque, J.-F., Vitt, F., Shrivastava, M., et al.: Climate forcing and trends of organic aerosols in the Community Earth System Model (CESM2), *Journal of Advances in Modeling Earth Systems*, 11, 4323–4351, 2019.
- Tost, H., Jöckel, P., Kerkweg, A., Sander, R., and Lelieveld, J.: A new comprehensive SCAVenging submodel for global atmospheric chemistry modelling, *Atmospheric Chemistry and Physics*, 6, 565–574, 2006.
- 565 US-EPA: Estimation Programs Interface Suite™ for Microsoft® Windows, v 4.11, united States Environmental Protection Agency, Washington, DC, USA, 2012.
- Vasquez, K. T., Crounse, J. D., Schulze, B. C., Bates, K. H., Teng, A. P., Xu, L., Allen, H. M., and Wennberg, P. O.: Rapid hydrolysis of tertiary isoprene nitrate efficiently removes NO<sub>x</sub> from the atmosphere, *Proc. Nat. Acad. Sci. USA*, 117, 33 011–33 016, <https://doi.org/10.1073/pnas.2017442117>, 2020.
- 570 Vereecken, L. and Nozière, B.: H migration in peroxy radicals under atmospheric conditions, *Atmospheric chemistry and physics*, 20, 7429–7458, <https://doi.org/10.5194/acp-20-7429-2020>, 2020.
- Vereecken, L. and Peeters, J.: A theoretical study of the OH-initiated gas-phase oxidation mechanism of  $\beta$ -pinene (C<sub>10</sub>H<sub>16</sub>): first generation products, *Physical Chemistry Chemical Physics*, 14, 3802–3815, <https://doi.org/10.1039/c2cp23711c>, 2012.
- 575 Vereecken, L., Carlsson, P., Novelli, A., Bernard, F., Brown, S., Cho, C., Crowley, J., Fuchs, H., Mellouki, W., Reimer, D., et al.: Theoretical and experimental study of peroxy and alkoxy radicals in the NO<sub>3</sub>-initiated oxidation of isoprene, *Physical Chemistry Chemical Physics*, 23, 5496–5515, <https://doi.org/10.1039/D0CP06267G>, 2021.
- Wang, C., Yuan, T., Wood, S. A., Goss, K.-U., Li, J., Ying, Q., and Wania, F.: Uncertain Henry’s law constants compromise equilibrium partitioning calculations of atmospheric oxidation products, *Atmospheric Chemistry and Physics*, 17, 7529–7540, <https://doi.org/10.5194/acp-17-7529-2017>, 2017.
- 580 Wang, L., Wu, R., and Xu, C.: Atmospheric oxidation mechanism of benzene. Fates of alkoxy radical intermediates and revised mechanism, *The Journal of Physical Chemistry A*, 117, 14 163–14 168, <https://doi.org/10.1021/jp4101762>, 2013.
- Wennberg, P. O., Bates, K. H., Crounse, J. D., Dodson, L. G., McVay, R. C., Mertens, L. A., Nguyen, T. B., Praske, E., Schwantes, R. H., Smarte, M. D., et al.: Gas-phase reactions of isoprene and its major oxidation products, *Chemical reviews*, 118, 3337–3390, <https://doi.org/10.1021/acs.chemrev.7b00439>, 2018.
- 585 Wu, R., Pan, S., Li, Y., and Wang, L.: Atmospheric oxidation mechanism of toluene, *The Journal of Physical Chemistry A*, 118, 4533–4547, 2014.
- Wu, X., Huang, C., Chai, J., and Zhang, F.: Formation of Substituted Alkyls as Precursors of Peroxy Radicals with a Rapid H-Shift in the Atmosphere, *The Journal of Physical Chemistry Letters*, 12, 8790–8797, <https://doi.org/10.1021/acs.jpcllett.1c02503>, 2021.
- Xu, J., Griffin, R. J., Liu, Y., Nakao, S., and Cocker III, D. R.: Simulated impact of NO<sub>x</sub> on SOA formation from oxidation of toluene and m-xylene, *Atmospheric Environment*, 101, 217–225, <https://doi.org/10.1016/j.atmosenv.2014.11.008>, 2015a.
- 590 Xu, L., Suresh, S., Guo, H., Weber, R. J., and Ng, N. L.: Aerosol characterization over the southeastern United States using high-resolution aerosol mass spectrometry: spatial and seasonal variation of aerosol composition and sources with a focus on organic nitrates, *Atmospheric Chemistry and Physics*, 15, 7307–7336, <https://doi.org/10.5194/acp-15-7307-2015>, 2015b.

- Xu, L., Møller, K. H., Crouse, J. D., Kjaergaard, H. G., and Wennberg, P. O.: New insights into the radical chemistry and product distribution in the OH-initiated oxidation of benzene, *Environmental Science & Technology*, 54, 13467–13477, <https://doi.org/10.1021/acs.est.0c04780>, 2020.
- 595
- You, Y., Kanawade, V., De Gouw, J., Guenther, A. B., Madronich, S., Sierra-Hernández, M., Lawler, M., Smith, J. N., Takahama, S., Ruggeri, G., et al.: Atmospheric amines and ammonia measured with a chemical ionization mass spectrometer (CIMS), *Atmospheric Chemistry and Physics*, 14, 12181–12194, 2014.
- Zaytsev, A., Koss, A. R., Breitenlechner, M., Krechmer, J. E., Nihill, K. J., Lim, C. Y., Rowe, J. C., Cox, J. L., Moss, J., Roscioli, J. R., et al.: Mechanistic study of the formation of ring-retaining and ring-opening products from the oxidation of aromatic compounds under urban atmospheric conditions, *Atmos. Chem. Phys.*, 19, 15117–15129, 2019.
- 600
- Zhang, Y., Chen, Y., Lambe, A. T., Olson, N. E., Lei, Z., Craig, R. L., Zhang, Z., Gold, A., Onasch, T. B., Jayne, J. T., Worsnop, D. R., Gaston, C. J., Thornton, J. A., Vizuete, W., Ault, A. P., and Surratt, J. D.: Effect of the Aerosol-Phase State on Secondary Organic Aerosol Formation from the Reactive Uptake of Isoprene-Derived Epoxydiols (IEPOX), *Environmental Science & Technology Letters*, 5, 167–174, <https://doi.org/10.1021/acs.estlett.8b00044>, publisher: American Chemical Society, 2018.
- 605
- Zhong, M. and Jang, M.: Light absorption coefficient measurement of SOA using a UV–Visible spectrometer connected with an integrating sphere, *Atmospheric environment*, 45, 4263–4271, <https://doi.org/10.1016/j.atmosenv.2011.04.082>, 2011.
- Zhu, J., Penner, J. E., Lin, G., Zhou, C., Xu, L., and Zhuang, B.: Mechanism of SOA formation determines magnitude of radiative effects, *Proceedings of the National Academy of Sciences*, 114, 12685–12690, <https://doi.org/10.1073/pnas.1712273114>, 2017.