

snowScatt 1.0: Consistent model of microphysical and scattering properties of rimed and unrimed snowflakes based on the self-similar Rayleigh-Gans Approximation

Davide Ori^a, Leonie von Terzi^a, Markus Karrer^a, and Stefan Kneifel^a

^aInstitute for Geophysics and Meteorology, University of Cologne, Cologne, Germany

Correspondence: Davide Ori (dori@uni-koeln.de)

Abstract. More detailed observational capabilities in the microwave (MW) and advancements in the details of microphysical schemes for ice and snow demand increasing complexity to be included in scattering databases. The majority of existing databases rely on the Discrete Dipole Approximation (DDA) whose high computational costs limit either the variety of particle types or the range of parameters included, such as frequency, temperature, or particle size.

- 5 snowScatt is an innovative tool that provides the consistent microphysical and scattering properties of an ensemble of 50 thousand snowflake aggregates generated with different physical particle models. Many diverse snowflake types, including rimed particles and aggregates of different monomer composition, are accounted for. The scattering formulation adopted by snowScatt is based on the Self-Similar Rayleigh-Gans Approximation (SSRGA) which is capable of modeling the scattering properties of large ensembles of particles. Previous comparisons of SSRGA and DDA are extended in this study by including
- 10 unrimed and rimed aggregates up to cm-sizes and frequencies up to the sub-mm spectrum. The results reveal in general the wide applicability of the SSRGA method for active and passive MW applications. Unlike DDA databases, the set of SSRGA ~~coefficients~~ parameters can be used to infer the scattering properties at any frequency and refractive index. snowScatt also provides tools to derive the SSRGA ~~coefficients~~ parameters for new sets of particle structures which can be easily included in the library.
- 15 The flexibility of the snowScatt tool with respect to applications that require continuously changing definitions of snow properties is demonstrated in a forward simulation example based on the output of the Predicted Particle Properties (P3) scheme. snowScatt provides the same level of flexibility as commonly used T-matrix solutions while the computed scattering properties reach the level of accuracy of detailed Discrete Dipole Approximation calculations.

1 Introduction

- 20 Accurate characterization of scattering and absorption properties of hydrometeors in the microwave (MW) is an essential prerequisite for retrievals of cloud and precipitation properties (Maahn et al., 2020). While the scattering properties for liquid hydrometeors are relatively well known, large uncertainties are still associated with frozen hydrometeors (Kneifel et al., 2020). Those uncertainties are currently also one of the main obstacles for assimilating space-borne MW observations under all-sky conditions (Kulie et al., 2010; Geer and Baordo, 2014; Geer et al., 2018).

25 As pointed out by Kneifel et al. (2020) and Tyynelä and von Lerber (2019), the problem of realistically characterizing the scattering properties of ice crystals, snowflakes, and rimed particles is two-fold: First, the physical properties, such as size, mass, density, shape, internal structure, or composition of ice and liquid ~~has~~have to be characterized. This can be done either empirically or by using a physical hydrometeor model, which generates the particles by directly simulating a certain growth process such as aggregation. A common model for snowflakes and rimed aggregates composed of various monomer types
30 was provided by (~~Leinonen and Szyrmer, 2015~~)Leinonen and Szyrmer (2015); the model has recently been extended, to also provide mixtures of various monomer types for the generation of aggregates (Karrer et al., 2020). Second, once the particle properties are well defined, the scattering properties can be derived with various numerical solvers. One of the most common methods is the Discrete Dipole Approximation (DDA Draine and Flatau, 1994), where the particle structure is discretized on a regular, three-dimensional grid. The DDA takes interactions of the scattering elements with the incident wave but also among
35 each other into account. The high accuracy of the DDA method (Yurkin et al., 2006; Ori and Kneifel, 2018) comes at the cost of the high complexity of the calculations that have to be performed separately for each particle type, size, orientation, frequency, and temperature. Also the resolution of the discretization and hence the number of scattering elements has to be enhanced for larger size parameters and refractive indices of the particle in order to keep the uncertainties in the scattering properties low.

During recent years, the number of scattering databases and the complexity of included particles has strongly increased
40 (Kneifel et al., 2018; Tyynelä and von Lerber, 2019). While earlier databases only included idealized ice crystals with random orientation (e.g. Liu, 2008), more recent databases provide scattering properties for various particle orientations (Lu et al., 2016), and also extensive frequency ranges up to the sub-mm region (Brath et al., 2020). A comprehensive comparison of 9 recent ~~databases with in-situ~~particle databases with in situ, multi-frequency, and polarimetric radar observations collected in Finland is provided in Tyynelä and von Lerber (2019). The comparison analyzes the performance of physical snow models that
45 construct snow shapes by simulating the ice processes that are taking place in clouds as opposed to more heuristic approaches that empirically build snow shapes following predetermined microphysical relations. Overall, the best match for physical particle properties and scattering signatures ~~were~~was found for the physical snow models.

The signals in active and passive MW observations are generally related to higher moments of the particle size distribution (e.g., radar reflectivity factor \propto 6th moment). Therefore, scattering properties of larger particles, such as aggregates or rimed
50 aggregates, have a strong impact on the signal even though their concentration might be relatively small. Recent studies revealed that the physical (e.g., terminal velocity - size relation) and scattering properties (e.g., triple-frequency radar signatures) of aggregates can depend on the monomer type and monomer size distribution (Leinonen and Moiseev, 2015; Karrer et al., 2020). However, due to the high computational costs of deriving scattering properties for aggregates of large sizes with DDA, most databases incorporate only few aggregate types.

55 Considering that any remote sensor is always measuring bulk scattering properties of an ensemble of particles, a better characterization of ensemble scattering properties is desirable. The self-similar Rayleigh Gans Approximation (SSRGA Hogan and Westbrook, 2014; Hogan et al., 2017) represents a new approach, which takes this aspect into account. The term
self-similar refers to the property of snow aggregates to be statistically fractal. This means that, even though the shape of individual snowflakes is random, the average power spectrum of the distribution of mass within a snow particle follows a

60 [power-law scaling \(Hogan and Westbrook, 2014\)](#). The SSRGA method is based on the classical Rayleigh-Gans approximation (~~Bohren and Huffman, 1983~~) ([RGA Bohren and Huffman, 1983](#)) where the interactions of the scattering elements among each other are neglected and the resulting scattered electromagnetic field is calculated by integrating the contributions of each scattering element independently. The SSRGA extends the RGA by decomposing the mass distributions of an ensemble of self-similar snow aggregates with their statistical mean and the power spectrum of the fluctuations around this mean distribution

65 (see also Section 2.2). After a set of ~~coefficients~~ [parameters](#) has been derived from the particle ensemble, the scattering parameters, such as phase function or ~~cross-sections~~ [cross sections](#), can be calculated with analytical formulas for any frequency, size, or temperature range. The main limitation of the SSRGA is the implicit ~~assumption of a Rayleigh distribution of polarimetric components~~ [inability to model the polarimetric properties of the particles](#). It is also expected that for particles with higher density, the interactions of scattering elements become non-negligible (Westbrook et al., 2006). However, comparisons of DDA and

70 SSRGA calculations [of the radar backscattering cross section](#), for ensembles of rimed aggregates, revealed that a ~~substantial bias~~ [bias larger than 1 dB](#) can only be found at very high degrees of riming (~~Leinonen et al., 2018b~~) ([Leinonen et al., 2018a](#)). For forward simulations of MW observations, for example using the output of numerical weather prediction models, it is often necessary to achieve a consistency in the ice particle properties assumed in the model microphysics and in the forward model. Those properties, such as mass-size relations, are often fixed in DDA based databases. The consistency problem becomes even

75 larger for modelling approaches, ~~where-in which~~ the hydrometeor properties can change continuously, such as the Predicted Particle Properties scheme (P3 Morrison and Milbrandt, 2015), the morphology-predicting scheme of Tsai and Chen (2020) or Lagrangian super-particle models (Brdar and Seifert, 2018; Shima et al., 2020). In order to achieve consistency between model and forward operator, ~~spheroidal models such as the Mie theory (Mie, 1908) or the Mie solution for spheres (Mie, 1908)~~ [or the spheroidal T-Matrix model](#) (Waterman, 1965) are still frequently used as the particle properties can be adjusted here

80 with varying the effective density of the spheroids. However, the underlying effective medium approximation for calculating the refractive index of the homogeneous ice-air mixture has been found in several studies to introduce inconsistent scattering properties, especially when a larger frequency range is considered (e.g. Geer and Baordo, 2014).

The SSRGA does not require an effective medium approximation as the distribution of mass within the particle is explicitly ~~parametrized~~ [parameterized](#). Principally, the mass-size relation is not fixed for SSRGA and it can be varied for a set of

85 SSRGA ~~coefficients~~ [parameters](#). The SSRGA ~~coefficients~~ [parameters](#) can be derived with relatively low computational costs for a large variety of aggregate structures (e.g. Mason et al., 2019). The effort to derive new ~~coefficients~~ [parameters](#) for different particle orientations or ice refractive indices is much lower than compared to DDA, where the complete simulations have to be repeated for every particle shape. Various scattering properties obtained with SSRGA have been compared with DDA simulations (~~Hogan et al., 2017; Leinonen et al., 2018b; Meeh et al., 2020~~) and revealed a very good agreement

90 ([Hogan et al., 2017; Leinonen et al., 2018a](#)) and revealed that the errors given by the SSRGA approximation are within the uncertainties due to not knowing the exact ice particle shape even for moderately rimed particles. The scattering properties derived with SSRGA also ~~showed a very good agreement with the observed multi-frequency matched the observed mean triple-frequency (X- Ka- and W-band)~~ radar signatures of snowfall (Mason et al., 2019; Dias Neto et al., 2019; Ori et al., 2020a).

95 Previously published SSRGA ~~coefficients~~parameters have been derived for slightly different formulations of the SSRGA and not all of them provide the physical particle properties of the ensemble. In this study, we present a new software tool snowScatt, which aims to simplify the application of the SSRGA method for the scientific community. It provides a database of previously derived SSRGA ~~coefficients~~parameters as well as new ~~coefficients~~parameters based on a large aggregate database generated at University of Cologne (Karrer et al., 2020). The current version of snowScatt includes the SSRGA ~~coefficients~~parameters derived for approximately 50 thousand aggregates including various monomer types, unrimed, and rimed aggregates. In addition to the scattering properties, the tool provides the associated microphysical properties, such as size, mass, area, and derived terminal fall velocity. snowScatt also gives the possibility to derive SSRGA ~~coefficients~~parameters from an individual ensemble of three-dimensional particle structures, which can then be added to snowScatt’s coefficient library. Finally, snowScatt ~~also~~ includes a simple simulator for radar Doppler spectra and moments based on user-defined PSD.

105 In Sect. 2, we will shortly introduce ~~into~~ the theoretical foundations of the Self-Similar Rayleigh-Gans Approximation. Section 3 will provide an overview of the snowScatt package, including a description of the various aggregate types included and a comparison of their physical and scattering properties. Although the aim of this study is not a thorough evaluation of SSRGA, in Sect. 4 we will discuss the upper frequency and size limits up to which the SSRGA method can be reliably applied dependent on the aggregate type used. Also, we will show the advantage of using SSRGA ensemble properties with respect to limited DDA databases. An application example of the snowScatt tool is provided in Sect. 5, where synthetic radar observations are simulated using spheroids, SSRGA, and one specific DDA particle habit based on model output generated with the P3 microphysical scheme. A short summary and outlook for future developments and applications of snowScatt are provided in Sect. 6.

2 Theoretical Background

115 2.1 The Rayleigh-Gans Approximation for single particles

The basis of the SSRGA methodology is the Rayleigh-Gans Approximation (RGA) which applies to “optically soft” particles. This condition states that the various parts of an arbitrarily-shaped particle only interact with the incident wave and the coupling among its scattering elements can be neglected. As a result, the scattered wave is the simple superposition of the individual contribution of each scattering element, that behaves as a simple Rayleigh scatterer (Bohren and Huffman, 1983).

120 The conditions for the applicability of RGA in the atmosphere of Earth are met when the refractive index of the scattering particle is not too different from the one of air (assumed to be 1). Also the size of the scatterer along the propagation direction of the incident wave should not be much larger than the wavelength. These two conditions are expressed mathematically as:

$$|n - 1| \ll 1 \quad (1)$$

$$2kD|n - 1| \ll 1 \quad (2)$$

where n is the complex index of refraction, $k = 2\pi/\lambda$ is the wavenumber ([rad m⁻¹], λ is the electromagnetic wavelength [m] and D is the size of the scattering particle [m] along the propagation direction of the incident wave. For snowflake

125 aggregates it is generally assumed that the combination of a relatively low refractive index ($|n| \approx 1.78$ in the MW) and a very porous internal structure leads to the validity of the RGA assumptions (Sorensen, 2001). The second criterion (Eq. 2) explicitly depends on the scattering size parameter $x = kD$ (~~D is the size of the particle along the propagation direction of the incident wave~~).

Using RGA, the ~~intensity of the scattered radiation~~ differential scattering cross section σ at an $[\text{m}^2/\text{sr}]$ for a size parameter x and a scattering angle θ is given by the following formula (Hogan et al., 2017):

$$\sigma(x, \theta) = \frac{9}{4\pi} k^4 |K|^2 V^2 \frac{1 + \cos^2(\theta)}{2} \phi(x \sin(\theta/2)) \quad (3)$$

where $|K|^2$ is the Rayleigh-dielectric factor, V is the ~~particle volume~~ volume $[\text{m}^3]$ occupied by the particle (in other terms it is the mass of the snowflake divided by the ice density) and ϕ is the so called form factor. The form factor is a dimensionless value that accounts for the ~~deviations of the scattering intensity from the pure Rayleigh approximation~~ interference among the electromagnetic waves scattered by all parts of the target. Under the RGA approximation the form factor is the integral over the particle volume of the phase delays among all the parts of the particle.

$$\phi_{\text{RGA}}(x, \theta) = \frac{1}{V} \int_V \exp(i\mathbf{R} \cdot (\mathbf{k}_{\text{inc}} - \mathbf{k}_{\text{sca}})) d\mathbf{R} \quad (4)$$

Here, \mathbf{k}_{inc} and \mathbf{k}_{sca} denotes denote, respectively, the incident and scattering wavevector, while \mathbf{R} is the position vector (from and an arbitrary origin) that locates the volume elements of size $d\mathbf{R}$ (Bohren and Huffman, 1983). The RGA form factor only depends on the particle shape, the scattering ~~direction~~ angle (i.e. the angle between \mathbf{k}_{inc} and \mathbf{k}_{sca}) and the scattering size parameter. One interesting property of the form factor is that it does not depend on the particle mass. This means that it is possible to derive a parametrization for the form factor and the mass of the particles independently from one another.

~~In the Rayleigh approximation the absorption cross-section is calculated as~~

$$C_{\text{abs}} = 3kV\text{Im}(K)$$

~~where the Im operator denotes the imaginary part~~

2.2 The Self-Similar Rayleigh-Gans Approximation for particle ensembles

145 By exploiting the concept of snowflake self-similarity (Westbrook et al., 2004), or fractal shape, the Self-Similar Rayleigh-Gans Approximation expands the RGA form factor (Equation 4) into a series of analytic functions. The SSRGA is formulated using five dimensionless parameters (Hogan et al., 2017, $\alpha_e, \kappa, \beta, \gamma, \zeta_1$) that are derived from the ensemble structural properties of snow aggregates. Hereafter the set of five parameters $[\alpha_e, \kappa, \beta, \gamma, \zeta_1]$ will be referred to as “SSRGA parameters”. Following Hogan et al. (2017) the dependency of the form factor to the scattering angle is simplified by assuming that the average scattering particle is a homogeneous sphere. With this assumption, the path delay between two light rays, scattered by two parts of the target, is modulated by $\sin(\theta/2)$ (van de Hulst, 1957), which leads to an asymmetric scattering phase function. For example in the forward direction, all the scattered waves are in phase with each other (constructive interference) while

in the other directions, various degrees of destructive interference are taking place, which leads always to a preferentially forward-scattering phase function. To account for this angular dependency and simplify the notation we introduce an angular size parameter

$$x_\theta = x \sin(\theta/2) \quad (5)$$

x_θ is used as the argument of the SSRGA formulation of the form factor (Hogan et al., 2017)

$$\phi_{\text{SSRGA}}(x_\theta) = \frac{\pi^2}{4} \left\{ \cos^2(x_\theta) \left[\left(1 + \frac{\kappa}{3} \right) \left(\frac{1}{2x + \pi} \frac{1}{2x_\theta + \pi} - \frac{1}{2x - \pi} \frac{1}{2x_\theta - \pi} \right) - \kappa \left(\frac{1}{2x + 3\pi} \frac{1}{2x_\theta + 3\pi} - \frac{1}{2x - 3\pi} \frac{1}{2x_\theta - 3\pi} \right) \right]^2 + \beta \sin^2(x_\theta) \sum_{j=1}^{N_{\text{terms}}} \zeta_j (2j)^{-\gamma} \left[\left(\frac{1}{2x - 2\pi j} \frac{1}{2x_\theta - 2\pi j} \right)^2 + \frac{1}{(2x - 2\pi j)^2} \frac{1}{(2x_\theta - 2\pi j)^2} \right] \right\} \quad (6)$$

The effective aspect ratio α_e is the ratio between the particle extent along the direction of the propagating wave and the maximum particle extent D_{max} . It should be noted that this property is defined differently from the aspect ratio of the ellipsoid which is best fitting the snow particles that best fits a snow particle and the two quantities can differ substantially (Jiang et al., 2017). α_e is only used to scale the argument of the ϕ_{SSRGA} term by computing the size of the particle along the propagation direction.

$$x = kD = k\alpha_e D_{\text{max}} \quad (7)$$

The average mass distribution of the snow particles is described by the kurtosis parameter κ . This parameter describes how much the mass distribution deviates from a cosine function ($\kappa=0$, see Hogan and Westbrook, 2014) and partially resembles the definition of the kurtosis as a statistical moment. Positive values of κ indicate a more pronounced central peak of the mass distribution whilst negative values are associated with a more uniform distribution of the mass within the snowflakes.

The remaining three parameters β , γ and ζ_1 describe the power spectrum of the mass fluctuations around the average structure. Under the assumption of structural self-similarity, this power spectrum follows closely a power-law relation (Sorensen, 2001). β is the prefactor of this power-law and represents the amplitude of the mass fluctuations which decay over the spectrum wavenumber with a rate of $-\gamma$. The ζ_1 factor is a correction factor that accounts for the deviations that are frequently found for the power spectrum at the first wavenumber from the power-law fit (all the other ζ_j are equal to 1) (Hogan et al., 2017).

Figure 1 shows the evolution of β and γ as a function of the snowflake maximum diameter for an ensemble of aggregates of dendrites. The SSRGA parameters are found to change very fast at small diameters and quickly approximate a constant value, as the self-similar regime is approached. The theory of snow aggregation (Westbrook et al., 2004) predicts that few aggregation steps are required to enter the self-similarity regime. This means that once the SSRGA coefficients parameters have stabilized they can be reasonably assumed to be constant and can be used also to calculate the scattering properties of particles larger than the ones used in the ensemble. For small particles the size-resolved fits (Hogan et al., 2017; Leinonen et al., 2018b) (Hogan et al., 2017; Leinonen et al., 2018a) provide sets of SSRGA parameters that are valid locally for the range of sizes used

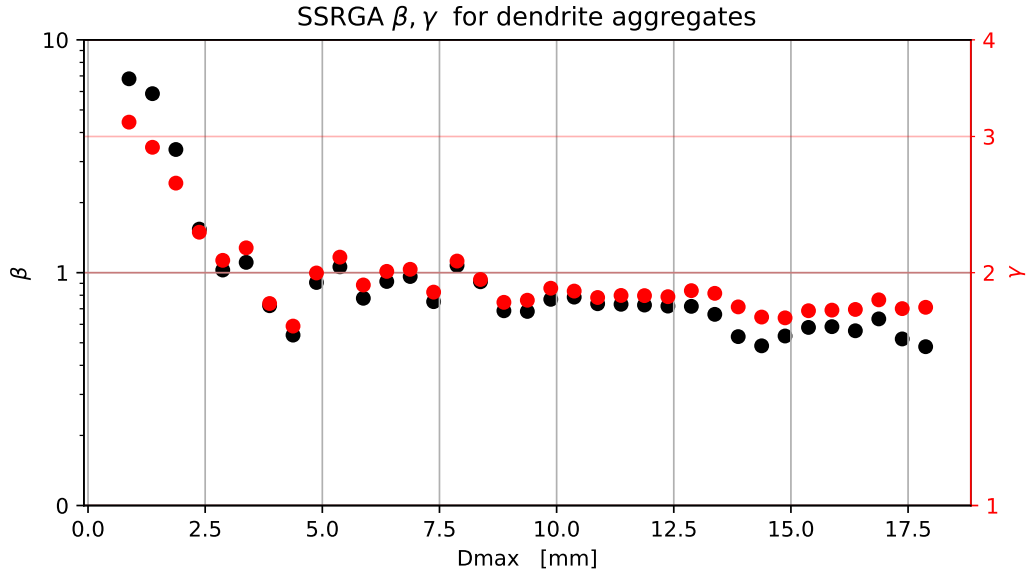


Figure 1. Example of the evolution of the fitted SSRGA parameters β (black) and γ (red) as a function of the snowflake maximum diameter for a-an ensemble of aggregates of dendrites. The snowflakes are assumed to be oriented such that their principal axis (the axis of inertia corresponding to the largest eigenvalue) is aligned with the z axis. The propagation direction of the incident radiation is also the z axis. Note that the scales for the two quantities are different-logarithmic and that they are reported at the opposite sides of the graph.

in the fitting procedure. For even smaller particles, i.e. sizes at which the snowflakes exists only in terms of single monomers, the assumption of self-similarity is clearly not valid. However at such small particle sizes, for small scattering parameters, the form factor (computed with Eq. 6), reduces to the value of 1 and the SSRGA-function differential scattering cross section reduces to the pure Rayleigh approximation which is not dependent on the particle internal structure Rayleigh approximation for spherical objects, regardless of the values of the SSRGA parameters.

2.2.1 Limitations of SSRGA

As a consequence of the fact that RGA considers the scattering from a particle to be the linear superposition of Rayleigh scattering events, the resulting phase function (Equation 3) exhibits also a Rayleigh-like angular dependency. In particular this means that the two polarimetric components of the scattered field would be equal at forward and backward directions and therefore it would not be possible to study, for example the radar polarimetric properties of particles using RGA.

The porous structure of snowflake particles is assumed to ensure the validity of the first RGA criterion (Equation 1) (Sorensen, 2001). This is because the low effective density of snowflakes leads to a weak electromagnetic interaction among their inner parts. Therefore it is expected that the higher density of a rimed snowflake tends to violate the criterion. The second RGA criterion (Equation 2) indicates, that higher frequencies or larger particles might also break the RGA assumptions. Since

SSRGA is based on RGA it is expected to produce the most significant errors for greater densities, larger sizes or higher microwave frequencies. The question of whether the scattering properties of fractal-like particles can be calculated assuming the RGA validity criteria (Equations 1 and 2) has been investigated in previous studies (Farias et al., 1996; Sorensen, 2001; Westbrook et al., 2004). Leinonen et al. (2018a) have further evaluated ~~weather-whether~~ RGA and SSRGA methods are suitable for computing the radar backscattering ~~cross-section~~cross section for rimed particles and concluded that for not too heavily rimed particles, at frequencies up to 94 GHz, SSRGA can be applied with acceptable accuracy.

3 The snowScatt package

The snowScatt tool has been designed to provide a similar interface structure as commonly used scattering databases, such as *scatdb* (Liu, 2008). The additional components, for example to derive individual SSRGA ~~coefficients~~parameters, are envisioned to help the tool collection of SSRGA parameters to grow while providing the SSRGA ~~coefficients~~parameters and derived quantities in a consistent manner.

The structure of the snowScatt package is illustrated in Fig. 2. snowScatt is designed to be modular and each component can be used as an independent program. The main database is provided by the snow library which contains the snowflake microphysical properties. Together with the dielectric model for ice, the SSRGA parameters are used by the core SSRGA program to compute the single scattering properties. The mass and area parametrization can be used by the hydrodynamic model component to estimate the terminal fall speed of the snowflakes. Finally, the single scattering and microphysical properties of the snowflakes can be integrated over a particle size distribution (PSD) by the radar simulator to produce idealized synthetic Doppler radar measurements.

3.1 The snow library

Although the number of scattering databases of realistically shaped snow particles is constantly increasing, the variability of available particle properties, especially for rimed particles, is still limited (Kneifel et al., 2018). The snowScatt package provides access to the microphysical and scattering properties of an extensive library of snow particle models comprising approximately 50 thousand rimed and unrimed aggregates. The aggregate shapes used have been generated in previous studies (Ori et al., 2014; Leinonen and Szyrmer, 2015; Karrer et al., 2020). The details of the aggregation and riming models can be found in the cited literature.

In general, the particle types included in the snow library can be roughly divided into four classes of snowflakes: rimed aggregates from Leinonen and Szyrmer (2015), aggregates of columns generated by Ori et al. (2014), unrimed aggregates generated using the code described in Leinonen and Moisseev (2015) consisting of a single type of monomers as well as aggregates consisting of a mixture of monomer types (Karrer et al., 2020). Examples of the main aggregates types included in snowScatt are shown in Fig. 3.

The rimed aggregates included in snowScatt are based on Leinonen and Szyrmer (2015) (hereafter named LS15). There are three riming scenarios available: riming mode A (where riming and aggregation take place simultaneously), riming mode B

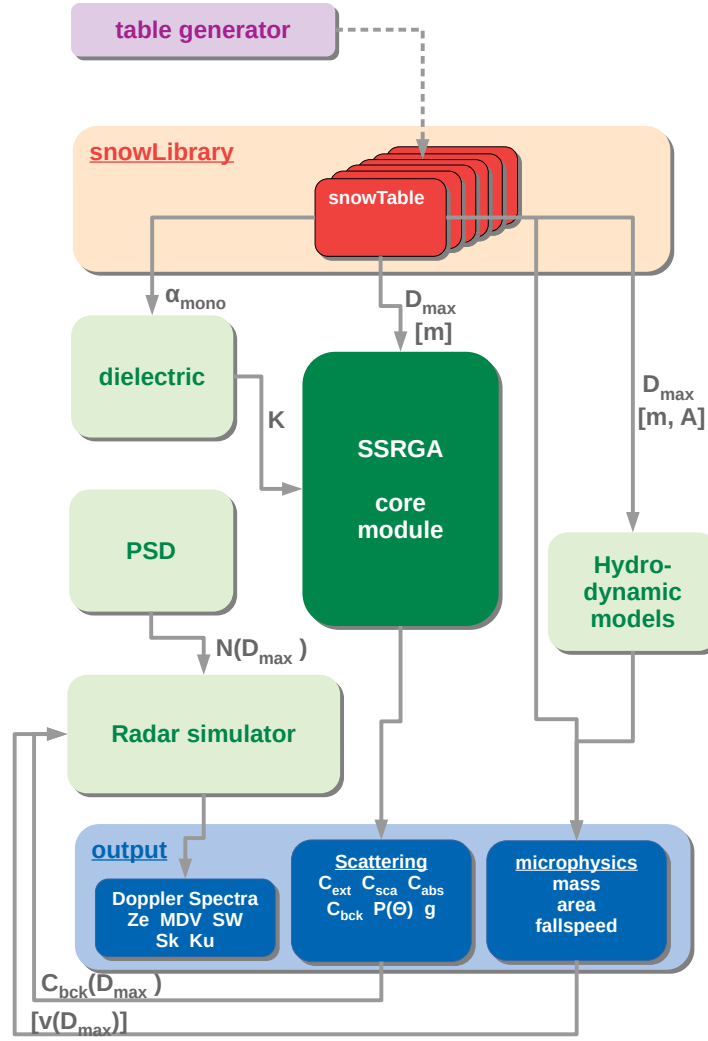


Figure 2. Schematics of the modules included in the snowScatt package and basic workflow. The various components are color-coded according to their primary use. The reddish and green blocks identify respectively the data and algorithmic components of the package. The auxiliary “table generator” package, that can be used to extend the snowLibrary database, is colored in violet. Even though the output is not technically a module of the snowScatt package it is here highlighted in blue coloring. The text along the connection lines describe what are the variables that are passed to the connecting module. The only independent variable for single-particle computations is D_{\max} which can be used to calculate the mass m , cross sectional area A and the fall velocity v . However these three variables are written within squared brackets indicating that they can also be overloaded at run-time to allow for more flexible applications of the package.

225 (the rime ELWP (effective liquid water path) is added to the existing aggregate subsequently) and riming mode C, where the rime ELWP is added to a single ice crystal, in order to recreate conditions of the pure rime growth of graupel-like particles. The available ELWP, as well as a specific description of the composition (e.g. monomer types used, size of monomers, total amount of aggregates per class) of the aggregates can be found in table 1. For further details on the aggregate properties, the reader is referred to Leinonen and Szyrmer (2015).

230 As a second class, snowScatt provides the physical and scattering properties of the particles generated in Ori et al. (2014). The Ori et al. (2014) particles consist of differently sized column monomers that are randomly colliding with each other. The resulting snow aggregates have a fairly rounded overall shape and a density that is comparable to those of heavily rimed snowflakes of the LS15 type, even if they do not simulate the riming process.

The third class of aggregates consists of approximately 30 thousand aggregates, comprised of needle, column, dendrite and
235 plate monomers (hereafter named Cologne aggregate Ensemble, CaE). The aggregates were generated using the aggregation code described in detail in Leinonen and Moisseev (2015). In order to produce a large variety of shapes and sizes, the monomer number, type and size have been varied. The monomers are sampled according to an inverse exponential size distribution, whose inverse scale parameter has been varied from 0.05 to 9 mm, assuming minimum and maximum monomer sizes of 0.1 and 3 mm. Further details on the structure of the aggregates can be found in table 1.

240 The fourth aggregate class in the snow library contains aggregates that are made up of a mixture of column and dendrite monomers (CaE-mixture). The mixture aggregates used here are equivalent to the “Mix2” aggregates described in Karrer et al. (2020), for which the aggregation code from Leinonen and Szyrmer (2015) has been extended to allow the use of a mixture of monomers. The monomers are sampled from an inverse exponential size distribution where the monomers with $D_{\max} - D_{\max} < 1$ mm are columns, and the ones larger are dendrites. The inverse scale parameter of the size distribution was varied from 0.05
245 to 3 mm, with minimum and maximum monomer sizes of 0.1 and 3 mm respectively.

The basis for the calculations performed by the ~~snowseatt~~ snowScatt core are text-files (~~snow-tables~~ snowTables in Fig. 2) which contain the size resolved SSRGA ~~coefficients~~ parameters as well as physical particle properties such as the mass and ~~cross-sectional~~ cross sectional area that are described in the form of power-law fits. The particle properties are defined with respect to the snowflake maximum dimension D_{\max} [m]. The resolution of the snowTables with respect to D_{\max} is 1 mm for
250 the LS15 and the Ori14 aggregates. Given the higher number of shapes in the CaE dataset the corresponding snowTables are derived with a resolution of 0.5 mm. The number of particle shapes participating to the statistical derivation of properties in each size bin depend on the total number of particles simulated for each category and the size resolution of the snowTable. The minimum number of particles per size bin is 20 which is given by the category of rimed aggregates with ELWP=2.0 kg m².

The SSRGA parameters are derived for the snow shapes listed in Tab. 1 by assuming that the incident electromagnetic wave
255 propagates along the axis z which is assumed to be the vertical direction. The aggregates are oriented such that their principal axis of inertia is aligned along the vertical. Again, D_{\max} is the only independent variable and the set of SSRGA parameters is derived from the snowTable for each D_{\max} using nearest-neighbour interpolation.

For the computation of the scattering and the terminal fall velocity, the code assumes the snow particles to follow the mass-size and area-size fits as derived from the ~~snow-tables~~ snowTable. Those mass and area fits are capped at small sizes by the




Figure 3. Example of the different aggregates available in snowScatt. First row shows aggregates described in Ori et al. (2014). The second row shows the Leinonen and Szyrmer (2015) aggregates, with different degrees of riming: panel (d) is unrimed, panel (e) has 0.5 kg m^{-2} ELWP (LS15B05) and panel (f) has 1.0 kg m^{-2} ELWP (LS15B10). The third row shows examples taken from the Cologne aggregate ensemble (CaE), where the aggregate in (g) consists of dendrites, (h) of needles, and (i) of plates. The fourth row gives examples of the CaE-mixture, with different amounts of columns and dendrites present.

Table 1. Description of aggregates available in the snowScatt tool. For mD,AD,vD relations see fig. 4

Aggregate class	ELWP	monomer types	size of monomers	# of aggregates	<u>size of aggregates</u>
LS15 unrimed	0.0	dendrites	0.1-3 mm	1270	<u>2.0-23.5</u> mm
LS15 A	0.1	dendrites	0.1-3 mm	1216	<u>2.0-23.5</u> mm
	0.2	dendrites	0.1-3 mm	1268	<u>1.5-23.5</u> mm
	0.5	dendrites	0.1-3 mm	1100	<u>1.5-23.5</u> mm
	1.0	dendrites	0.1-3 mm	1067	<u>1.5-23.5</u> mm
	2.0	dendrites	0.1-3 mm	316	<u>1.5-23.5</u> mm
LS15 B	0.1	dendrites	0.1-3 mm	1260	<u>1.5-23.5</u> mm
	0.2	dendrites	0.1-3 mm	1397	<u>1.5-23.5</u> mm
	0.5	dendrites	0.1-3 mm	1219	<u>1.5-23.5</u> mm
	1.0	dendrites	0.1-3 mm	713	<u>1.5-23.5</u> mm
	2.0	dendrites	0.1-3 mm	379	<u>1.5-23.5</u> mm
LS15 C	rime growth	/	/	1145	<u>1.5-12.5</u> mm
Ori14	0.0	columns	0.1-3 mm	807	<u>1.0-17.0</u> mm
CaE	0.0	needles	0.1-3 mm	7480	<u>1.0-13.5</u> mm
	0.0	columns	0.1-3 mm	7480	<u>0.8-15.5</u> mm
	0.0	plates	0.1-3 mm	7480	<u>0.8-15.0</u> mm
	0.0	dendrites	0.1-3 mm	7480	<u>0.8-18.0</u> mm
CaE-mixture	0.0	columns and dendrites	0.1-3 mm	4927	<u>1.2-16.3</u> mm

260 maximum theoretical mass and ~~cross-section~~cross section of a solid sphere of the same size. The default assumption can be overridden by specifying the sets of masses and areas to be used in the internal computations. This possibility is particularly useful, because it allows to use snowScatt to forward simulate the outputs of numerical weather prediction models by ensuring internal consistency with the snow microphysical properties assumed in the model (Mech et al., 2020; Ori et al., 2020a).

3.1.1 Extending the snow library

265 snowScatt also offers the tools required to fit the microphysical and SSRGA parameters from an ensemble of snowflake shapes. The tool produces a table formatted according to the snowScatt internal conventions that can be imported at runtime and immediately used along with the sets of snow particles already included in the snowScatt library. This would provide an easy way to extend the snowScatt library to an even larger ensemble of snow properties.

3.2 Microphysical properties

270 A comparison of the microphysical properties of a selection of the snowflake models included in snowScatt to relations derived from ~~in-situ~~in situ observations (Locatelli and Hobbs, 1974; Mitchell, 1996) is presented in Fig. 4.

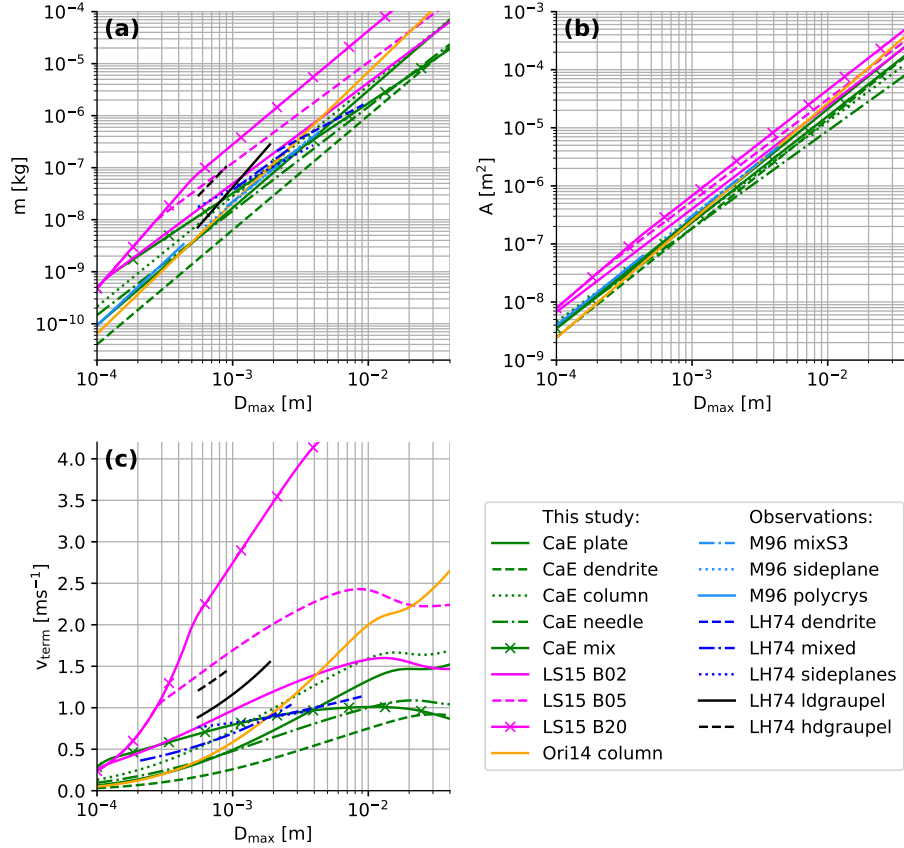


Figure 4. Mass a), projected area b) and terminal velocity c), of a selection of the simulated aggregates included in snowScatt and two frequently used in-situ studies (Locatelli and Hobbs, 1974; Mitchell, 1996). Terminal fall velocity in c) is calculated using the hydrodynamic model from Böhm (1992).

Both the mass (Fig. 4a) and projected area of the simulated and observed snowflakes (Fig. 4b) follow closely typical power-law relations. The range of the simulated snowflake properties is larger than in the observations, but the observed relations populate in the middle of the simulated ensemble spread. Figure 4 also shows that the size range for which the ~~in-situ~~ in situ observations have been derived is much smaller compared to the simulated particles. The largest difference appears in Fig. 4a for the graupel particles of Locatelli and Hobbs (1974), which show a much steeper slope than the rimed aggregates. This might be simply due to the fact that the rimed particles presented in Leinonen and Szyrmer (2015) are still less rimed than the graupel observed by Locatelli and Hobbs (1974).

snowScatt implements different hydrodynamic fallspeed models (Böhm, 1992; Khvorostyanov and Curry, 2005; Heymsfield and Westbrook, 2010) with the Böhm (1992) being the default choice as it has been found to most closely match ~~in-situ~~ in situ observations (Karrer et al., 2020). The fallspeed models calculate the terminal fallspeed of the aggregates by equating the gravitational force (that scales with particle mass) with the drag force (that scales with particle area). The environmental air conditions of pressure, temperature and humidity are also affecting the simulated fallspeed since they change the air viscosity. By default the fallspeed is computed at standard ~~condition~~ conditions (1000 hPa, 15°C), but the user can change this ~~options~~ option at runtime. Optionally the Foote and Du Toit (1969) correction for density can also be used to calculate the fallspeeds at non-standard conditions.

The terminal fall velocities of the snowScatt aggregates computed with the Böhm (1992) model are compared in Fig. 4c with ~~in-situ~~ in situ observations. Again, ~~in-situ~~ in situ observations cover a limited range of sizes. The terminal fall speeds outside of the observed sizes are usually obtained by extrapolating functional relations fitted to the observations. As the particle properties implemented in snowScatt have been calculated with an aggregation model rather than an empirical particle model (Tyynelä and von Lerber, 2019), the microphysical particle properties are represented for the entire size range in a physically consistent way (Karrer et al., 2020).

3.3 Scattering properties

The snow scattering properties are calculated by snowScatt using the SSRGA method. The calculated quantities include the absorption ~~cross-section~~ cross section C_{abs} (Eq. 8) [m²], the scattering ~~cross-section~~ cross section C_{sca} [m²], the extinction ~~cross-section~~ cross section [m²] $C_{\text{ext}} = C_{\text{sca}} + C_{\text{abs}}$, the radar backscattering ~~cross-section~~ cross section $C_{\text{bck}} = \sigma(\pi)$ [m²],

the asymmetry parameter g and the phase function $P(\theta)$ (Eq. 3).

$$\underline{C_{\text{abs}} = 3kV\text{Im}(K)} \quad (8)$$

$$\underline{C_{\text{sca}} = \int_0^\pi \sigma(\theta) \sin(\theta) d\theta} \quad (9)$$

$$\underline{P(\theta) = \frac{\sigma(\theta)}{C_{\text{sca}}} \Rightarrow \int_0^\pi P(\theta) \sin(\theta) d\theta = 1} \quad (10)$$

$$\underline{g = \frac{\int_0^\pi \sigma(\theta) \sin(\theta) \cos(\theta) d\theta}{\int_0^\pi \sigma(\theta) \sin(\theta) d\theta}} \quad (11)$$

C_{abs} (Eq. 8) is calculated using the Rayleigh approximation where the Im operator denotes the imaginary part of a complex number. C_{sca} is computed by integrating $\sigma(\theta)$ over the whole solid angle.

$$\begin{aligned} 300 \quad C_{\text{sca}} &= \int_0^\pi \sigma(\theta) \sin(\theta) d\theta \\ P(\theta) &= \frac{\sigma(\theta)}{C_{\text{sca}}} \Rightarrow \int_0^\pi P(\theta) \sin(\theta) d\theta = 1 \\ g &= \frac{\int_0^\pi \sigma(\theta) \sin(\theta) \cos(\theta) d\theta}{\int_0^\pi \sigma(\theta) \sin(\theta) d\theta} \end{aligned}$$

The integrals in Eqs. 12, 12 and 11 are performed numerically by sampling the $[0, \pi]$ domain with 181 (default value corresponding to 1 degree resolution) equally spaced angles. The number of angular subdivisions also reflects the resolution of the output $P(\theta)$ and can be adjusted individually in snowScatt.

In Fig. 5 we illustrate how our scattering properties generated by the large aggregate ensemble and SSRGA in snowScatt compare to common approximations, such as spherical and spheroidal ice-air mixtures ("soft spheroids"). In addition, the SSRGA results are also compared to DDA scattering computations, which are commonly assumed to provide the highest accuracy for complex shapes. The scattering properties for SSRGA are obtained for particles with D_{max} ranging from 0.1 to 20 mm. The SSRGA parameters for each D_{max} are calculated from the size-resolved snowTables using nearest-neighbour interpolation. The masses $m(D_{\text{max}})$, required to compute the volume V of Eq. 3 are computed using the power-law parameters stored in the snowTable.

For sufficiently small size parameters ($x < 0.3$), all particles fall into the Rayleigh regime. The size parameter at which the scattering properties start to exhibit non-Rayleigh effects depends in general on the scattering method and the average density of the particles. A very common feature known from several previous studies are the strong resonances for the spherical and spheroidal models. The "soft" models also exhibit an increasing underestimation of scattering properties which is related to the

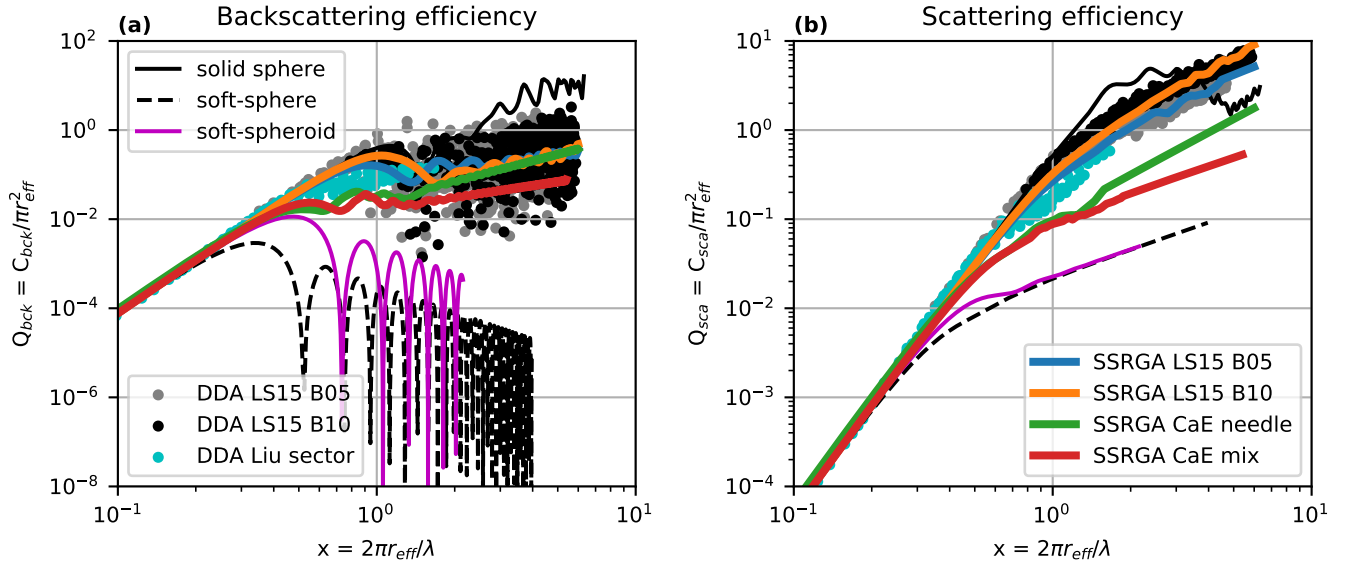


Figure 5. Comparison of commonly used scattering methods for snowflakes in terms of backscattering (panel a) and extinction (panel b) efficiencies. Efficiency is defined as $Q = C/\pi r_{\text{eff}}^2$ with the effective radius r_{eff} being the radius of an equal mass ice sphere and C the corresponding (backscattering or extinction) cross-section. Scattering efficiencies are plotted against the size parameter defined with respect to the effective radius $x = 2\pi r_{\text{eff}}/\lambda$. This representation allows to combine the dependence of scattering with respect to both the mass of the particle and the electromagnetic wavelength. The soft-sphere and soft-spheroid (aspect ratio equals 0.6) approximations are obtained by assuming a mass-size relation following Brown and Francis (1995) and give the lowest scattering intensity among the presented methods. The solid-sphere generally gives the largest scattering response. DDA results are plotted from published databases for partially-rimmed (Leinonen and Szyrmer, 2015) aggregates and the sector snowflake of Liu (2008). The SSRGA computations obtained from some of the unrimed and rimed aggregates included in snowScatt are overplotted for comparison.

increasingly lower density and hence lower refractive index of the scattering medium (Petty and Huang, 2010). While the soft spheroids appear to provide the lower limit of the simulated scattering properties, the solid sphere represents the upper limit of riming with associated highest backscattering and scattering efficiencies.

DDA calculations show that the uncertainty for properties of individual particles is much larger for backscattering than for scattering efficiency. This is particularly true for DDA calculations that assume fixed particle orientations (rimed particles Leinonen and Szyrmer, 2015) than for properties calculated by randomly averaging many snowflake orientations (sector snowflake Liu, 2008). The more rimed the DDA particles are, the higher is their density and the closer they follow the curve drawn by solid spheres. The solid sphere model is, in general, a better approximation of the realistically-shaped DDA calculations if compared to the soft-spheroidal models, especially for the most heavily rimed particles. Even if the soft-spheroidal models are able to perfectly match the mass-size relations of the DDA-snowflakes, their scattering properties are largely deviating from DDA.

The SSRGA results for rimed particles provide a reasonable mean of the DDA derived single scattering properties. Interestingly, the sector snowflakes of the Liu (2008) database is found to populate in between the unrimed and slightly rimed SSRGA curves. We might speculate that the fact that the sector snowflake was found in global assimilation studies to fit the observations best (Geer and Baordo, 2014) hints at the frequent occurrence of slightly rimed aggregates as also found in recent ~~in-situ~~in situ multi-frequency airborne closure studies (Tridon et al., 2019). Considering the similarity of the Liu sector snowflakes and the SSRGA for moderate rimed particles of ELWP=0.5 kg m⁻², the SSRGA provides the big advantage of being applicable to any frequency in the MW, as well as covering a much larger size range.

3.4 Dielectric properties

The SSRGA ~~form-factor~~form factor is, in fact, independent of the refractive index of ice. This makes SSRGA an interesting method to test the sensitivity of snowflake scattering properties with respect to the ice refractive index model or the ice temperature.

The ice refractive index n is thus another input parameter of the SSRGA scattering computation. snowScatt implements multiple ice permittivity models (i.e. Mätzler, 2006; Warren and Brandt, 2008; Iwabuchi and Yang, 2011) with the Iwabuchi and Yang (2011) being the default choice. The user can specify the ice dielectric model to use in place of the default selection, or override the dielectric model by providing a different value for the complex refractive-index.

An important correction to the computed scattering properties is made through the ~~Rayleigh~~-dielectric factor K (Eq.s 3 and 8). This number is usually computed with the well-known Clausius-Mossotti relation which accounts for spherical objects and works sufficiently well for isometric shapes. However, the snow aggregates are usually composed of highly elongated or flattened ice crystals. The alignment of the ice mass in the monomers ~~cause an enhancement~~generates anisotropy of the ice polarizability tensor which results in deviations from the ~~pure-Rayleigh approximation~~Rayleigh approximation for spheres. In the case of radar reflectivity of single ice crystals those deviations have been found to be up to 4 dB (Hogan et al., 2002).

Exact formulations for the polarizability prescription are available only for a limited set of simplified shapes such as ellipsoids (Gans, 1912). snowScatt implements the formulation of Westbrook (2014) who has empirically extended the ellipsoid solution to hexagonal ice crystals. This correction is found to improve the matching of the SSRGA-computed scattering properties with those obtained from detailed DDA calculations, but it requires to define a characteristic value for the geometrical aspect ratio (α_{mono}) of the individual monomers. In snowScatt, this value is estimated from an average among the monomers used for each aggregate type. This procedure is not straightforward in case of monomer mixtures or rimed aggregates. For this cases, we have estimated the best value of K comparing the SSRGA results with some sample DDA calculations. Since K is not derived from structural properties, this method introduces a potential uncertainty of at most 4 dB for the backscattering cross-section (Hogan et al., 2002).

3.5 Radar Simulator

The snowScatt package also provides a simple built-in radar simulator to compute the radar Doppler spectrum $S_v(v)$ and moments of a distribution of snowflakes. The radar simulator takes as additional input a user defined particle size distribution

(PSD, $n(D)n(D_{\max})$) with predefined functional forms including the modified gamma distribution (Petty and Huang, 2011), the normalized gamma distribution (Testud et al., 2001) and their special case of the inverse-exponential distribution. Based on the PSD and the selected particle type, snowScatt computes the reflectivity size spectrum $S_D(D)S_D(D_{\max})$ [dBZ/m] and the snow fallspeeds $v(D)$ versus size $v(D_{\max})$ [m s^{-1}]. The size spectrum is converted into a velocity spectrum by means of a numerical differentiation of the computed velocity-size relation.

$$\begin{aligned} S_D(D_{\max}) &= 10^{18} \sigma_B(D_{\max}) n(D_{\max}) \frac{\lambda^4}{\pi^5 |K_w|^2} \\ S_v(v) &= S_D(D_{\max}) \frac{\partial D}{\partial v} \frac{\partial D_{\max}}{\partial v} \end{aligned} \quad (12)$$

Unlike comprehensive radar simulators (Kollias et al., 2011; Oue et al., 2020; Mech et al., 2020), the Doppler spectrum simulator does not take into account radar instrument specifications or dynamical effects, such as instrument noise level, broadening of the spectrum due to air turbulence, finite beam width, wind shear, etc. The five moments (radar reflectivity Z_e [dBZ], the mean Doppler velocity [m s^{-1}], the spectrum width [m s^{-1}], the Skewness, and the Kurtosis) of the Doppler spectrum are computed directly from the idealized spectrum. Nevertheless, the simulated moments (especially the lower moments such as Z_e and mean Doppler velocity) can be compared to real observations when keeping in mind that effects, such as specific radar sensitivity, are not taken into account in our basic radar simulator.

4 Evaluation of SSRGA scattering properties

4.1 Limits of applicability of SSRGA

As mentioned in Sec. 2.2.1, the assumptions of the SSRGA are expected to become increasingly invalid at higher frequencies and more dense particles. Hogan et al. (2017) demonstrated that the scattering properties obtained from SSRGA match DDA calculations very well within the uncertainties given by the unknown real shape of the snowflake and up to a frequency of 183 GHz. Leinonen et al. (2018a) evaluated the SSRGA results for rimed aggregates and typical radar bands (Ku, Ka, W-band) and found less than 1 dB bias in backscattering cross-section except for their strongest rimed particles. Considering new radar developments operating in the G-band (Battaglia and Kollias, 2019) as well as upcoming passive sub-mm satellites (Accadia et al., 2020), there is a need to further test the applicability range of the SSRGA. Only very recently, DDA databases are available covering frequencies up to the sub-mm range and a range of realistically shaped particles (874 GHz, Brath et al., 2020). If reliably applicable, the ensemble scattering properties of the SSRGA would be a valuable complement of these databases as DDA simulations especially for large aggregates at high frequencies become extremely computationally expensive and therefore only very few of them are included.

The sets of particles included in our comparison comprise 48 different aggregate shapes including two types of unrimed and two rimed aggregates. The rimed aggregates of dendrites are taken from the Leinonen and Szyrmer (2015) database and are generated assuming an equivalent liquid water path of 0.5 and 1.0 kg m^{-2} . The unrimed particles are aggregates of needles

and aggregates of mixed column and dendrite crystals (generated with the procedure introduced in Karrer et al. (2020)). All 48 snowflakes have sizes ranging from 4 to 20 mm. The frequency range investigated goes from radar S-band (1.8 GHz) to the highest frequency (874 GHz) including all the radiometric channel of the International Submillimetre Airborne Radiometer (ISMAR Fox et al., 2017).

395 As the SSRGA scattering properties represent the scattering properties of an ensemble of particles, a direct evaluation with DDA would require DDA calculation for each ensemble member or at least a representative number. Considering the large frequency and size range for which we aim to test the SSRGA, this approach is unfeasible due to the extremely high computational resources necessary. In order to approach the single particle scattering properties best, we applied the individual mass and size of the particle used for DDA to the SSRGA instead of the ensemble-averaged mass and size. This means that
400 for each snowflake shape i we calculated $D_{\max,i}$ and m_i . The SSRGA parameters are computed using the nearest neighbour fit for $D_{\max,i}$ as explained in Sec. 3.1, but the volume V of Eq. 3 is computed as $V_i = m_i/\rho_{\text{ice}}$ as opposed to the use of a power-law fit for the calculation of mass (which is done by default in snowScatt and used in Fig. 5). Even though the individual differences of single particle scattering properties from SSRGA might not be too meaningful, we are most interested in any bias appearing at a certain combination of frequency and degree of riming.

405 The reference scattering method used in the present study is the DDA (Draine and Flatau, 1994). The accuracy of DDA is considered to be limited by the size d of those individual dipoles. According to a recent evaluation (Zubko et al., 2010), the criterion $|n|kd < 0.5$ is sufficient to ensure reliable DDA results. The aggregates used in this comparison are represented by volume elements whose size is 10 μm . This discretization level is fine enough to validate the $|n|kd$ criterion for ice particles up to a frequency of 1.35 THz. On the other hand, the rimed aggregates used in Leinonen and Szyrmer (2015) are defined
410 using a dipole resolution of 40 μm which would satisfy the $|n|kd$ criterion only up to 340 GHz. In order to avoid the coarser definition of the rimed aggregates to introduce accuracy issues in the DDA computations, the resolution of those shapes have been artificially increased by means of a dipole-splitting method (Ori and Kneifel, 2018). This methodology keeps the shape of the particle intact while it increases the dipole resolution to meet the DDA accuracy standards. The DDA implementation we used in this work was ADDA (Yurkin and Hoekstra, 2011). The refractive index model used for both DDA and SSRGA
415 computations is the one of Iwabuchi and Yang (2011) at a reference temperature of 270 K. The snowflake shapes included in these calculations are aligned with their principal axis of inertia along the z-axis (assumed to be the vertical). The DDA results are obtained for a vertical incident direction of and averaged over a large number of particle orientations (azimuth averaging).

The comparison of scattering, absorption, and backscattering ~~cross-sections~~ cross sections (Fig. 6a-c) obtained by SSRGA and DDA show ~~a remarkably good match~~ negligible biases and uncertainties that are within 6dB even up to 874 GHz. Most
420 surprising is the ~~very low bias found for average bias smaller than 0.1 dB found for the~~ backscattering (Fig. 6c) over the entire frequency range for unrimed as well as rimed particles. The increasing scatter (up to factor of 4 corresponding to 6 dB) of the single particle backscatter with higher frequency and more riming is not surprising as it depends strongly on the morphology of the individual snowflake. In fact, they reflect the variability of the single particle backscattering properties around the ensemble average. Fortunately, the deviations are uniformly distributed to positive and negative values and there is no evident bias or

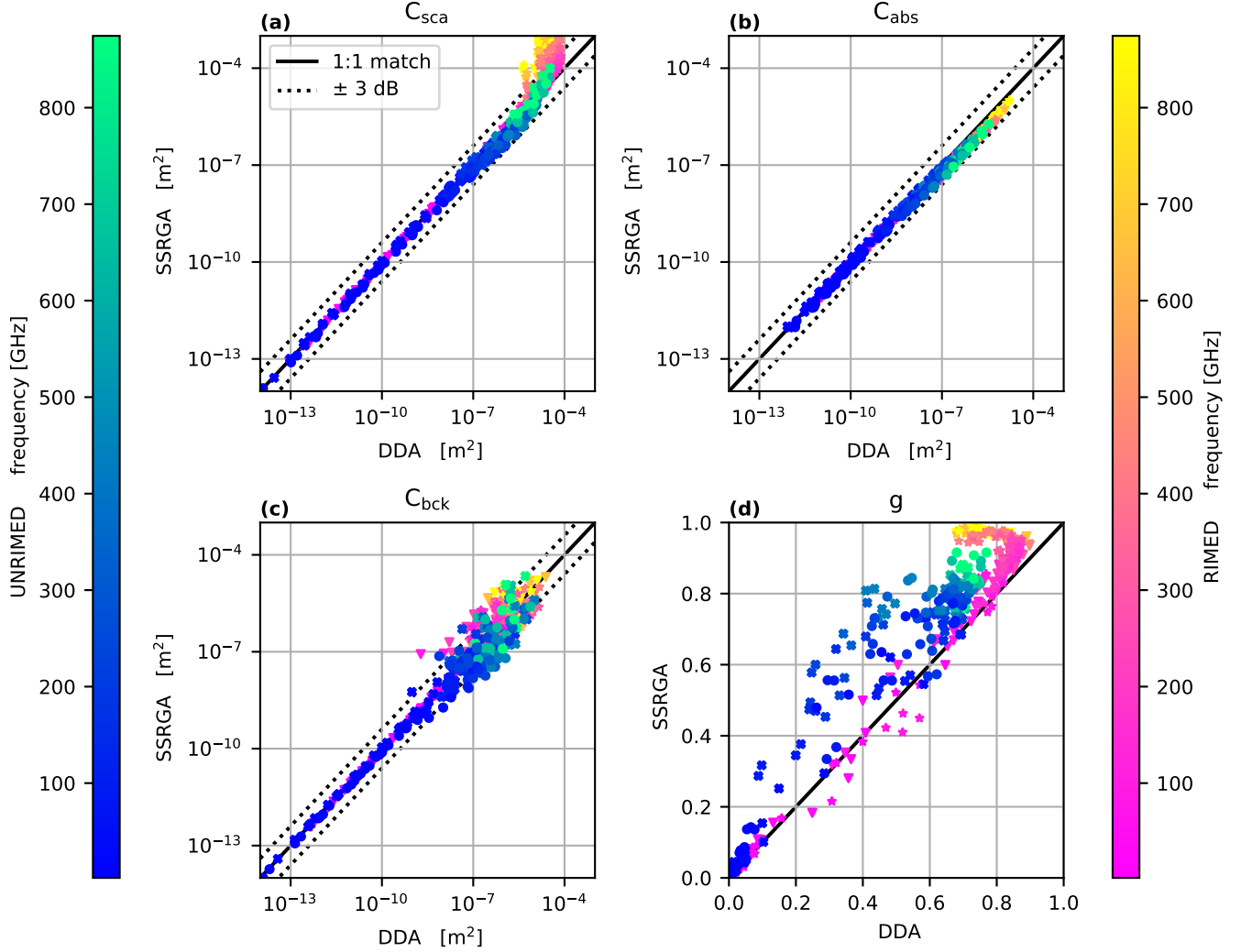


Figure 6. Comparison of microwave absorption and scattering properties of single snowflakes calculated with SSRGA and DDA methods. The compared quantities are the total scattering ~~cross-section~~ cross section C_{sca} (panel a), the absorption ~~cross-section~~ cross section C_{abs} (panel b), the radar backscattering ~~cross-section~~ cross section C_{bck} (panel c) and the asymmetry parameter g (panel d). The frequency color-scales (highest frequency included is 874 GHz) are separated for rimed and unrimed particles to facilitates distinguishing between the two particle categories. The unrimed particles are aggregates of needles and aggregates of mixtures of columns and dendrites with sizes ranging from 4 to 20 μm . The rimed particles are dendrite aggregates taken from Leinonen and Szyrmer (2015) database, mode B (subsequent aggregation and riming) assuming an equivalent liquid water path (ELWP) of 0.5 and 1.0 kg m^{-2} . On panels a, b and c two dotted lines mark the ± 3 dB range of variation from the perfect match.

425 drift of one model with respect to the other. The low overall bias implies that the SSRGA can indeed be safely applied to radar applications even up to very high frequencies (beyond G-band).

The overall best match for DDA and SSRGA is found for absorption ~~cross-section~~ cross section (Fig. 6b). The discrepancies between the two models for this quantity are always within 60%. Also for the scattering ~~cross-section~~ cross section (Fig. 6a) the SSRGA matches the DDA calculations ~~surprisingly well~~ within an uncertainty of 4 dB for the unrimed particles. For
430 scattering ~~cross-sections~~ cross sections exceeding 10^{-5} m^2 the SSRGA starts to increasingly overestimate the DDA values ~~;~~ This scattering cross-sections in case of rimed snowflakes. These scattering cross sections are typically reached for unrimed ~~aggregates~~ aggregate sizes in the range of 10 mm and frequencies larger than 600 GHz. Nonetheless, for the set of unrimed particles used in this experiment, the maximum deviation was found to be in the order of 4 dB. For rimed particles, the deviations start as expected at lower sizes and frequencies. Moderately rimed aggregates (ELWP=0.5 kg m⁻²) of 10 mm can
435 be ~~safely~~ applied up to 325 GHz. The SSRGA for same sized aggregates but with heavy riming (ELWP=1.0 kg m⁻²) starts exhibiting deviations at frequencies larger than 220 GHz.

The asymmetry factor g (Fig. 6d) shows more significant and consistent deviations indicating that SSRGA is frequently overestimating forward scattering with respect to the DDA solution. Interestingly the rimed particles seem to give generally results which are closer to DDA for frequencies lower than 448 GHz. ~~This discrepancy in forward versus backward scattering~~
440 ~~found for SSRGA should be investigated in future studies as it seems to indicate a need to improve the formulation~~ A recent study (McCusker et al., 2021) has demonstrated, that scattering models that neglect the electromagnetic coupling among the scatterer inner parts, do not provide a sufficiently accurate solution in the forward direction to apply the optical theorem (Bohren and Huffman, 1983). Since C_{sca} is calculated through a numerical integration of the phase function and both C_{sca} and C_{bck} are found to be not significantly biased with respect to more accurate DDA calculations, the errors in the forward
445 scattering peak translates into an overall discrepancy in the asymmetry of the phase function. This discrepancy might be relevant, especially for the simulation of passive remote sensing measurements.

4.2 SSRGA as ensemble scattering model

As mentioned before, due to the high computational cost of scattering calculations, DDA databases comprise only a limited number of particles. Each single particle included in the database is thus considered to be representative of all the snowflakes of
450 similar size or mass (Geer and Baordo, 2014). The distinctive feature of SSRGA is the characterization of particles' structures with the properties of the ensemble. This is particularly significant in ~~the forward modeling of precipitation~~ forward modeling because remote sensing applications never look at the properties of single particles, but rather at a very large number of objects ~~with similar characteristics~~. Figure 5 has shown that the scattering properties of single aggregates with similar sizes, span over some orders of magnitude. This means that by characterizing the ~~snowflake~~ snowflakes' single scattering properties
455 with only a few particles, we might introduce uncertainties related to the sub-sampling of the natural variability of snowflake properties.

In order to evaluate this effect, we used the Leinonen and Szyrmer (2015) database for unrimed aggregates of dendrites as a representative ensemble for the natural variability of snow properties. Although the number of particles included in the

database is not nearly comparable to the number affecting the measurements of a radar or a radiometer, the used database is one of the DDA databases comprising the largest number of particles (550) of the same type and covering a vast range of particle sizes (from 0.1 to 21 mm). Other DDA databases (Liu, 2008; Ori et al., 2014; Brath et al., 2020) rather focus on providing a wide range of parameters such as frequency and temperatures, which restricts the amount and sizes of particles implemented due to limited computational resources. Instead, the Leinonen and Szyrmer (2015) database provides the scattering properties only at few radar frequencies, fixed orientation and does not account for temperature variability.

We have divided the ~~DB~~-database into size bins that are 1.5 mm large. The resulting distribution is quite uniform with about 35 aggregates per bin size (Fig. 7a). We assume that the average properties of those 35 aggregates are representative of the properties of the entire snow population for each size bin. The resulting average radar backscattering ~~cross-section~~-cross section at Ka-band (35.6 GHz) is ~~shown~~-plotted in Fig. 7b showing a ~~remarkable-agreement~~-maximum bias between the SSRGA and the average DDA solution ~~within 1 dB~~. The dotted line in the plot represents the backscattering properties given by a random sample of only 1 particle for each size bin, simulating the effect of sub-sampling in DDA databases. In order to evaluate the uncertainty related to this random process, we have repeated the sampling experiment 1000 times and computed the 10th to 90th percentile spread of the resulting backscattering properties (blue area in Fig. 7b). It is shown that the uncertainty associated with this drastic sub-sampling can be as high as a factor of 10. We have repeated the experiment allowing a progressively better representation of the database variability by picking 2, 4 or 8 snowflakes per size bin. The corresponding uncertainty areas show that 8 samples per size bin (~~100~~-112 particles in total) are needed to match the uncertainty level of the SSRGA ensemble computations.

In order to evaluate the effect of this uncertainty to radar applications we have integrated the resulting backscattering ~~cross-sections~~-cross sections over various inverse exponential PSDs of the form $N(D) = N_0 \exp(-D/D_0)$ $N(D_{\max}) = N_0 \exp(-D_{\max}/D_0)$. The computed reflectivity bias (difference with respect to the reference DDA average in dB) is plotted in Fig. 7c as a function of the PSD characteristic size D_0 . The bias between the two reflectivities is obviously not depending on the PSD concentration parameter N_0 . The SSRGA bias remains within 1 dB for the entire range of simulated D_0 . In the case of DDA, the spread of uncertainty in the worst case scenario of only 1 sample per size bin goes up to 4 dB for the smallest value of D_0 and reduces to 1.5 dB for the largest. Larger D_0 are associated with broader PSDs and thus a greater variability of particle properties across the PSD. This partially compensates for the reduced representativeness within each size bin.

The limited number of particles included in the reference database is the major limitation to a proper evaluation of the potential bias caused by the insufficient representation of the variability of snowflake properties in scattering databases. This would require a much larger database that could comprise thousands of particles per size bin. This idealized experiment is meant to provide an indication of the importance of snowflake sub-sampling to use-case scenarios, such as the forward modeling of radar reflectivity based on a database with a low number of specific particle shapes.

Another potential source of uncertainty given by limited DDA databases is the size of the largest snow particle. SSRGA gives a physical way to extrapolate the scattering properties of aggregates to particles of any size, while DDA can only extrapolate from a best-fit curve. Given the high non-linearity of the scattering processes this could cause large uncertainty in the modeling

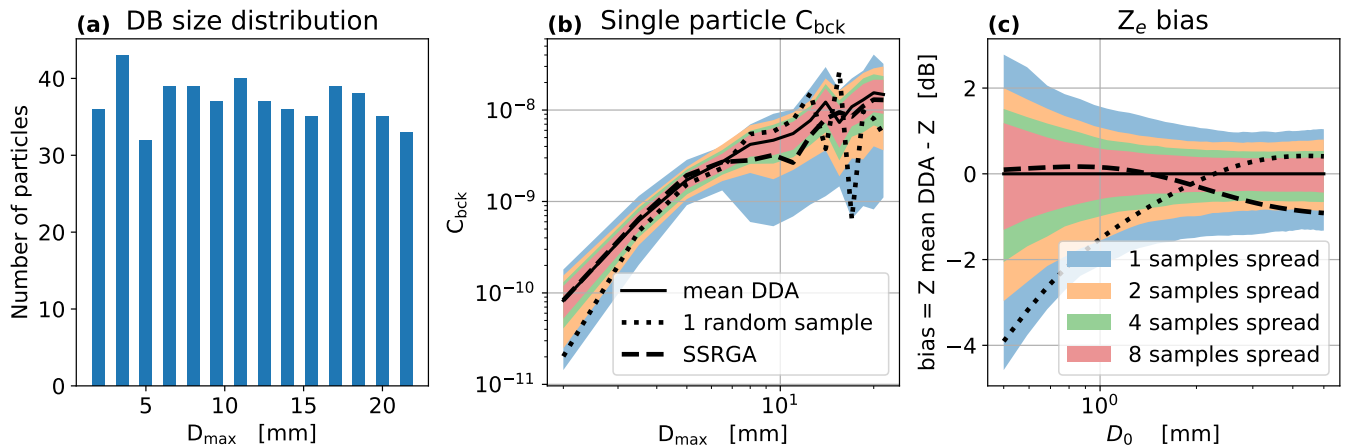


Figure 7. The uncertainty introduced by sampling the natural variability of snow properties using only few particles to represent the whole population of snowflakes. Panel a shows the size distribution of snowflakes included in the reference database. Panel b shows the 35.6 GHz backscattering ~~cross-section~~cross section as a function of size for the reference database (continuous line), the SSRGA solution (dashed line) and a random sample of 1 particle per size bin in the DDA database. The colored areas show the 10-90 percentile variability caused by randomly sampling the DDA database with 1, 2, 4 or 8 particles per size bin. In panel c the bias in the forward simulated radar reflectivity as a function of the characteristic size D_0 of the assumed inverse exponential size distribution is shown.

of scattering properties of very large snowflakes. This effect was not evaluated in the presented experiment since the integration over the PSD was always truncated at the size of the largest available DDA snowflake.

495 5 Application example

New model developments, such as the P3 scheme (Morrison and Milbrandt, 2015) or Lagrangian super-particle models (Brdar and Seifert, 2018; Shima et al., 2020) pose major challenges to current forward operators as their hydrometeor properties (e.g., mass - size relation) are not fixed but explicitly predicted by the model. Current DDA databases are only of limited use for such simulations as their particle properties are fixed. Similar to T-Matrix calculations, the SSRGA provides for those applications
500 the necessary flexibility while still providing ~~sufficiently~~more accurate scattering properties. In order to demonstrate the SSRGA capabilities in this respect, we apply the snowScatt to output from the P3 scheme (Morrison and Milbrandt, 2015) implemented in the ICOSahedral Non-hydrostatic model (ICON Heinze et al., 2017).

Usually, bulk microphysical schemes represent the ice variability using multiple categories (e.g. Seifert and Beheng, 2006). The peculiarity of the P3 scheme is to substitute the ice-phase multi-category architecture with a single category defined
505 by continuously variable properties. In particular, the scheme predicts the evolution of two prognostic variables, namely the rime fraction and bulk rime density that defines how much of the PSD is affected by riming and the ~~intensity of the~~ riming degree. Basically, these two quantities define the range (minimum and maximum size) of the rimed snowflakes and their mass-size relation. The test scene used in this example is the output of an ICON (~~Dipankar et al., 2015~~) large eddy simulation

(Heinze et al., 2017) coupled¹ with the P3 cloud microphysical scheme for the 24 November 2015. In this study, the so-called “Meteorgram” output is used, which consists of the time evolution of the cloud field closest to the JOYCE (Jülich Observatory for Cloud Evolution, Germany) measurement facility (Löhnert et al., 2015). Model output is provided every 9 s.

We used the mass-size relations, derived from the model output, to define the scattering properties of the snowflakes used in the forward simulations. The range of rimed particles included in snowScatt are characterized by the ELWP used to simulate the riming process (Leinonen and Szyrmer, 2015). While convenient for modelling riming on a single particle level, ELWP is not a quantity readily available from the P3 scheme and thus it is not straightforward which particle scattering to use. We decided to empirically relate ELWP with the mass-size relationship predicted by the P3 scheme. This connection is facilitated by the fact that all m-D power-laws fitted to the modeled rimed particles are characterized by a similarly valued exponent (Leinonen and Szyrmer, 2015). First, we have derived new best-fit prefactor parameters by fixing the exponent value to 1.9 as it is assumed by the P3 scheme. The SSRGA set used for the forward modeling of rimed snow is then assumed to be the one whose mass-size prefactor most closely matches the one given by the P3 model. Unfortunately, the particular case used in this study exhibit exhibits a limited amount of riming and the resulting set of parameters used in the forward simulations was always the one with ELWP=0.1 kg m⁻². Therefore, it can be expected that for a case with more intense riming in the model, the improvements due to using SSRGA will be even more pronounced.

The results obtained from snowScatt are compared to those calculated using state-of-the-art T-matrix and DDA solutions. Regarding the T-matrix methodology (Waterman, 1965; Mishchenko et al., 1996) we modeled the hydrometeors using oblate spheroids with an aspect ratio of 0.6 (Matrosov et al., 2005) composed of an homogeneous mixture of air and ice. Each spheroid matched the maximum size and mass predicted by the model output. The dielectric mixture has been calculated using the ~~Bruggeman (Bruggeman, 1935)~~ Sihvola generic formulation (Sihvola, 1989) relation which is symmetric with respect to the definition of ice and air inclusions and allows to continuously span the whole range of hydrometeors densities. The tuning parameter ν of the dielectric mixing formula (Sihvola, 1989) has been set to 0.85 as this has been found to yield the smallest deviations between the microwave scattering properties calculated using DDA and corresponding soft-sphere approximations (Petty and Huang, 2010).

The DDA solution has been calculated by assuming the Liu (2008) sector snowflake (particle id number 9). As mentioned before, the particles in the Liu (2008) DDA database have fixed particle properties. By simply applying them to the P3 output would immediately cause inconsistencies in the scattering due to the differences in particle mass for a certain size. In order to avoid this inconsistency, the backscattering ~~cross-section~~ cross section of the DDA database $\sigma_{\text{DDA}}(D)$ has been scaled for each snowflake size according to the squared mass predicted by the P3 scheme $m_{\text{P3}}^2(D)$, such that

$$\sigma_{\text{P3}}(D) = \frac{m_{\text{P3}}^2(D)}{m_{\text{DDA}}^2(D)} \sigma_{\text{DDA}}(D) \quad (13)$$

¹A paper describing the implementation of the P3 cloud microphysical scheme in the ICON model is under preparation (Tontilla, Karrer, Milbrandt, Morrison, Ori, Kneifel and Hoose “The predicted particles properties (P3) cloud microphysics scheme in ICON-LEM: Idealized tests and application to HOPE cases”)

where $m_{\text{DDA}}(D)$ is the mass of the particle included in the DDA database with a maximum size of D and $\sigma_{\text{P3}}(D)$ is the resulting radar backscattering ~~cross-section~~ cross section used for the forward simulation.

540 The scattering properties of the liquid hydrometeors (cloud water and rain) have been computed using T-matrix with identical settings for all forward simulation experiments. Panels a, c and e of Fig. 8 show the W-band (94 GHz) radar reflectivities computed with the three different scattering methods for snow particles. In the upper parts of the cloud, the particles are generally small and thus scatter predominantly in the Rayleigh regime. Any inconsistency in the mass-size relation between P3 and the scattering models would directly manifest itself in deviations of radar reflectivity as the scattering is determined
545 in the Rayleigh regime ~~solely~~ primarily by m^2 . Due to the adjustments of masses for the Liu sector snowflakes (Fig. 8e), no mass-related differences in Ze are found. This consistency is further highlighted in panels d and f of Fig. 8, that show the reflectivity difference of the T-matrix and DDA solutions with respect to the SSRGA method.

The differences among the reflectivities computed with the three methods become more significant for higher reflectivity values. The pattern of the differences correlates well with the bulk mean mass of the snowflakes (Fig. 8b), which is here
550 computed as $\langle m \rangle = q/N$, where q is the snow mixing ratio and N is the snow particle number concentration. This is expected, considering the results of Fig. 5a, that shows the largest differences among the single scattering radar ~~cross-sections~~ cross sections for the particles with the highest size-parameter. In these situations, the T-matrix methodology shows a clear underestimation of the scattering intensity as it is expected, due to the very low density assumed for the largest particles. On the contrary, the DDA solution shows a general overestimation of the large snowflake reflectivity. This is because the effect of
555 the higher density of the specific particle used (Liu, 2008, sector snowflake) is only partially compensated by the adjustment of the particle mass for larger particles which transition out of the Rayleigh regime (Eq. 13).

The presented application experiment is not meant to prove the better accuracy of one scattering method over another. Although, radar observations for JOYCE are available for this day (Dias Neto et al., 2019), it would be difficult to judge whether the agreement of the observations and the forward simulations are due to the quality of the spatio-temporal matching
560 of the ICON simulations or the choice of scattering method. However, we might assume that the range of simulated and real hydrometeor contents and related PSDs for the entire case should be similar if the scattering method is appropriate. Therefore, we show in Fig. 9 the triple-frequency (X-, Ka- and W-band) radar measurements recorded during the test case (Dias Neto et al., 2019). The data used for the distributions have been restricted to those associated with temperatures below -5°C in order to isolate the signature of frozen hydrometeors. The triple-frequency signatures simulated using the three different scattering
565 methods (SSRGA, T-matrix and DDA sector snowflake) and the ICON output are over-plotted for comparison. Clearly, the SSRGA matches the mean of the distribution very well, while the T-Matrix tends to overestimate ~~and the mean by up to 5 dB~~ for Ka-W and 3 dB for X-Ka. On the other hand, the Liu sector snowflake tends to underestimate ~~the mean especially at larger~~ both DWR by up to 2 dB. The maximum biases are found for the largest DWRs related to the presence of larger aggregates.

This application example clearly revealed that SSRGA can be used effectively to compute the synthetic unpolarized re-
570 flectivities of the hydrometeors produced by the P3 scheme. SSRGA combines the realism of scattering properties similar to DDA with the flexibility in the computation of snowflakes with different microphysical properties, which is characteristic of T-matrix. The applicability of SSRGA is not limited to P3, but it is useful also for the forward simulation of other shape-adaptive

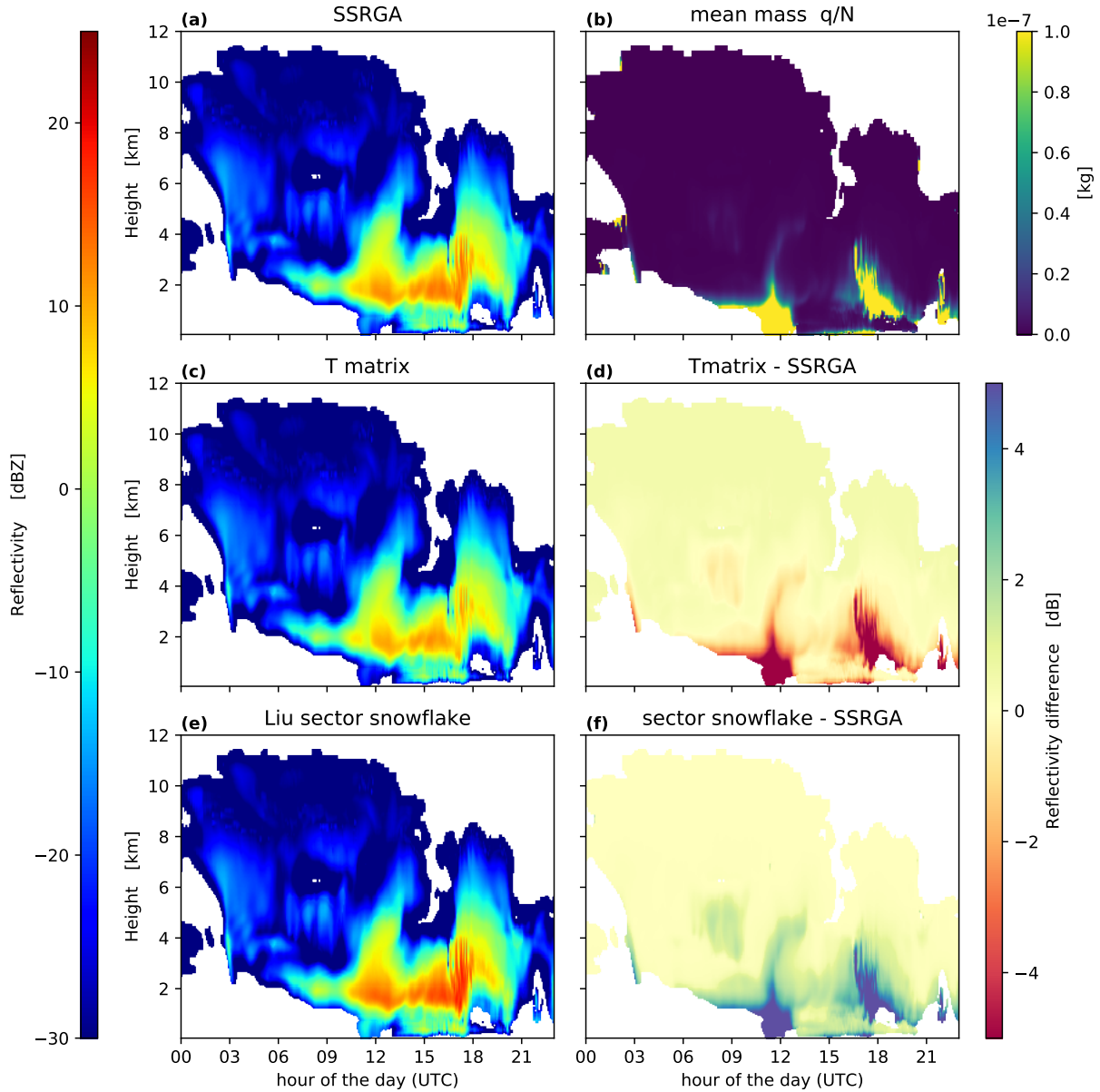


Figure 8. Simulated W-band (94 GHz) radar reflectivity on the 24 November 2015 precipitation event over JOYCE based on the output of the ICON model implementing the P3 cloud microphysical scheme. Panels a, c and e show the radar reflectivity forward simulated using respectively the SSRGA, T-matrix and mass-scaled DDA (Liu sector snowflake) to represent the scattering properties of snow. Panels d and f show the reflectivity difference of correspondingly the T-matrix and the DDA solutions with the respect to the SSRGA. Panel b shows the mean snow mass field as predicted by the ICON model.

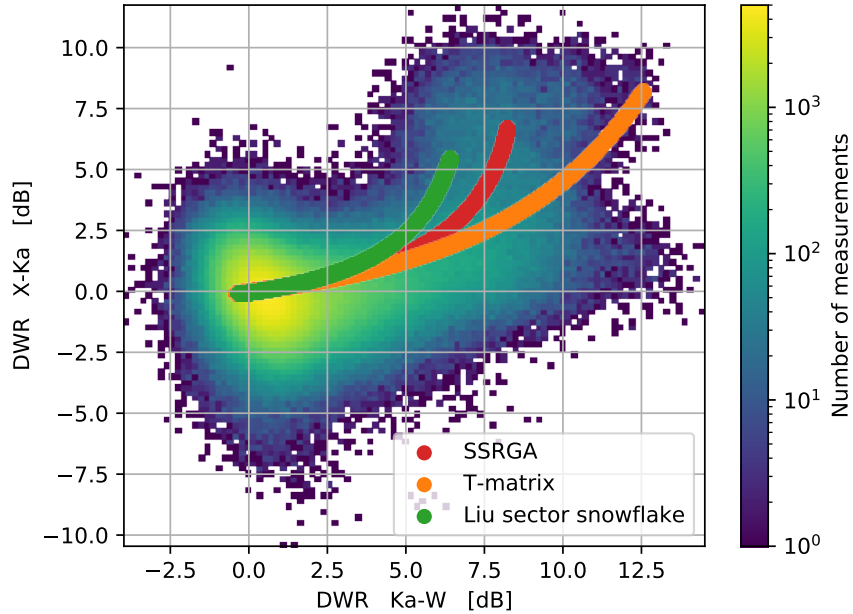


Figure 9. 2d-histogram of DWR X-Ka and Ka-W measured on during the TRIPEX campaign (Dias Neto et al., 2019) at the JOYCE supersite on 24 November 2015. The three colored curves show the simulated DWR-DWR relations based on the ICON-P3 model output and the three scattering methods used (SSRGA, T-matrix and DDA).

ice schemes (Harrington et al., 2013; Jensen et al., 2017; Brdar and Seifert, 2018; Tsai and Chen, 2020). Having a large enough database of snowflake shapes, one can imagine to parametrize the SSRGA coefficients fit a functional relation of the SSRGA parameters according to the quantities explicitly modeled by these shape-predictive schemes (such as riming degree, aspect ratio or monomer type) and directly connect the model output with the SSRGA forward simulation.

6 Conclusions

With this contribution we aimed at serving the snow scientific community with snowScatt, an innovative tool to access the microphysical and scattering properties of an ensemble of 50 thousand snowflake aggregates. snowScatt makes use of snow particle shape models, in order to calculate the microphysical and scattering properties of snow. The combined derivation of snow microphysical and scattering properties ensures the physical consistency of the modeled quantities. This consistency is a necessary feature, in order to properly connect the microphysical properties assumed in weather prediction models with the scattering quantities measured by remote sensing instruments. Moreover, snowScatt enables the study of the snow particle response to changes in growth processes (e.g. the aggregation and riming simulated by the shape models) from both a microphysical and scattering perspective.

The current version of the tool provides the properties of different snowflake types, including rimed particles and aggregates of different monomer composition. The tool can be easily interfaced with existing forward modeling software and can be extended to include even more particle properties either derived from ~~in-situ~~ in situ observations or other aggregation models.

The scattering properties derived with the SSRGA techniques compare well with DDA reference computations with the
590 notable exception of the asymmetry parameter g . Despite the difficulties in the evaluation of ensemble SSRGA results for single particles, the model is proven to be fairly reliable up to 878 GHz, exhibiting minor deviations with respect to the reference DDA calculations only in the case of heavily rimed particles at frequencies higher than 220 GHz. The SSRGA properties are derived for particle ensembles, which is advantageous in practical applications. The ensemble properties inherently avoid the sub-sampling problem that affects computationally costly DDA calculations. Moreover, the characteristic scaling of snowflake
595 micro-structure allows SSRGA to extrapolate the scattering properties to sizes that are even larger than the maximum size included in the shape database.

The set of SSRGA ~~coefficients~~ parameters are not depending on the electromagnetic frequency or the ice refractive index. This makes SSRGA a perfect tool to make sensitivity tests of the snowflake scattering properties with respect to different refractive index models, temperature regimes or frequency. On the other hand, one must acknowledge that the polarimetric
600 pattern of the SSRGA scattering properties can only follow the Rayleigh form which prevents any application to e.g. radar polarimetry.

One of the main advantages of SSRGA and the large snowScatt library is its flexibility with respect to applications that require continuously changing definitions of snow properties. This feature is tested by forward modeling the radar reflectivity of a P3 test scene. In order to be consistent with the P3 model output, the scattering method needs to be flexible regarding the
605 definition of the snowflake density. snowScatt provides the same level of flexibility as T-matrix while the computed scattering properties reach the level of accuracy of DDA calculations.

The flexibility of the snowScatt methodology is not limited to the forward simulation of the P3 scheme. Provided a reasonable basis of snowflake shapes, it is possible to ~~parametrize~~ parameterize the SSRGA parameters with respect to any structural property of snowflakes (e.g. rimed fraction, aspect ratio, monomer types). Therefore snowScatt can be used for the forward
610 simulation of complex microphysical schemes that explicitly predict the evolution of snow characteristics.

Code and data availability. This paper presents the snowScatt software toolkit publicly available <https://github.com/OPTIMICE-team/snowScatt> and released under the terms of the GNU Public License version 3. The exact version used in the manuscript is archived on Zenodo (Ori et al., 2020b). All codes needed to reproduce the results presented in this paper are included in the examples folder of the snowScatt repository. The necessary input data for the reproduction of the presented analysis are archived also under Zenodo (Ori et al., 2020c)

615 *Author contributions.* DO is the main developer and maintainer of the snowScatt package. DO additionally performed the DDA single-scattering computations, the forward modeling of the ICON P3 scene and the various analysis presented in the study. LvT developed the

Cologne aggregate ensemble with significant contributions from MK. LvT also computed SSRGA parameters and produced the tables included in the snowScatt library. MK modeled and analyzed the microphysical properties of the snow aggregates and significantly contributed to the forward modeling of the P3 test scene. SK initiated the project of deriving SSRGA parameters from various aggregate models, provided early implementations of the SSRGA algorithm and was heavily involved in the interpretation and testing of the snowScatt results. DO prepared the manuscript with the contributions from all co-authors.

Competing interests. The authors declare no competing interests

Acknowledgements. Contributions by D. Ori, M. Karrer and S. Kneifel were funded by the German Research Foundation (DFG, Deutsche Forschungsgemeinschaft) under grant KN 1112/2-1 as part of the Emmy-Noether Group OPTIMIce. Work provided by L. von Terzi has been supported by the DFG Priority Program SPP2115 “Fusion of Radar Polarimetry and Numerical Atmospheric Modelling Towards an Improved Understanding of Cloud and Precipitation Processes” (PROM) under grant PROM-IMPRINT (Project Number 408011764). We thank the computing center of the University of Cologne (RRZK) for providing the CPU time on the DFG-funded high-performance computational cluster CHEOPS. The authors acknowledge the original work of Robin Hogan and Chris Westbrook that developed the SSRGA methodology. We thank Jussi Leinonen for making the snowflake aggregation and riming model publicly available which allowed for the construction of the Cologne aggregate Ensemble. We are grateful to Corinna Hoose and Juha Tontilla for providing the ICON-P3 output that enabled the analysis included in Sect. 5.

We would like to take this opportunity to acknowledge the time and effort devoted by Grant Petty and a second anonymous reviewer to improving the quality of this manuscript. We really appreciate the detailed and useful comments provided during the review process.

References

- 635 Accadia, C., Mattioli, V., Colucci, P., Schlüssel, P., D'Addio, S., Klein, U., Wehr, T., and Donlon, C.: Microwave and Sub-mm Wave
Sensors: A European Perspective, pp. 83–98, Springer International Publishing, Cham, https://doi.org/10.1007/978-3-030-24568-9_5,
https://doi.org/10.1007/978-3-030-24568-9_5, 2020.
- Battaglia, A. and Kollias, P.: Evaluation of differential absorption radars in the 183 GHz band for profiling water vapour in ice clouds,
Atmospheric Measurement Techniques, 12, 3335–3349, <https://doi.org/10.5194/amt-12-3335-2019>, [https://amt.copernicus.org/articles/](https://amt.copernicus.org/articles/12/3335/2019/)
640 12/3335/2019/, 2019.
- Böhm, J.: A general hydrodynamic theory for mixed-phase microphysics. Part I: Drag and fall speed of hydrometeors, Atmospheric research,
27, 253–274, 1992.
- Bohren, C. F. and Huffman, D. R.: Absorption and Scattering of Light by Small Particles, John Wiley & Sons, Inc., New York, USA, 1983.
- Brath, M., Ekelund, R., Eriksson, P., Lemke, O., and Buehler, S. A.: Microwave and submillimeter wave scattering of oriented ice particles,
Atmospheric Measurement Techniques, 13, 2309–2333, <https://doi.org/10.5194/amt-13-2309-2020>, [https://amt.copernicus.org/articles/](https://amt.copernicus.org/articles/13/2309/2020/)
645 13/2309/2020/, 2020.
- Brdar, S. and Seifert, A.: McSnow: A Monte-Carlo Particle Model for Riming and Aggregation of Ice Particles in a Multidimensional
Microphysical Phase Space, Journal of Advances in Modeling Earth Systems, 10, 187–206, <https://doi.org/10.1002/2017MS001167>, 2018.
- Brown, P. R. A. and Francis, P. N.: Improved Measurements of the Ice Water Content in Cirrus Using a Total-Water Probe, Journal of
Atmospheric and Oceanic Technology, 12, 410–414, [https://doi.org/10.1175/1520-0426\(1995\)012<0410:IMOTIW>2.0.CO;2](https://doi.org/10.1175/1520-0426(1995)012<0410:IMOTIW>2.0.CO;2), [https://doi.org/10.1175/1520-0426\(1995\)012<0410:IMOTIW>2.0.CO;2](https://doi.org/10.1175/1520-0426(1995)012<0410:IMOTIW>2.0.CO;2), 1995.
- Bruggeman, D. A. G.: Berechnung verschiedener physikalischer Konstanten von heterogenen Substanzen. I. Dielektriz-
itätskonstanten und Leitfähigkeiten der Mischkörper aus isotropen Substanzen, Annalen der Physik, 416, 636–664,
<https://doi.org/10.1002/andp.19354160705>, 1935.
- 655 Dias Neto, J., Kneifel, S., Ori, D., Trömel, S., Handwerker, J., Bohn, B., Hermes, N., Mühlbauer, K., Lenefer, M., and Simmer, C.: The
TRIPLE-frequency and Polarimetric radar Experiment for improving process observations of winter precipitation, Earth System Science
Data, 11, 845–863, <https://doi.org/10.5194/essd-11-845-2019>, <https://essd.copernicus.org/articles/11/845/2019/>, 2019.
- Dipankar, A., Stevens, B., Heinze, R., Moseley, C., Zängl, G., Giorgetta, M., and Brdar, S.: Large eddy simulation using the gen-
eral circulation model ICON, Journal of Advances in Modeling Earth Systems, 7, 963–986, <https://doi.org/10.1002/2015MS000431>,
660 <https://agupubs.onlinelibrary.wiley.com/doi/abs/10.1002/2015MS000431>, 2015.
- Draine, B. T. and Flatau, P. J.: Discrete-Dipole Approximation For Scattering Calculations, J. Opt. Soc. Am. A, 11, 1491–1499,
<https://doi.org/10.1364/JOSAA.11.001491>, <http://josaa.osa.org/abstract.cfm?URI=josaa-11-4-1491>, 1994.
- Farias, T. L., Köylü, U. O., and Carvalho, M. G.: Range of validity of the Rayleigh–Debye–Gans theory for optics of fractal aggregates,
Appl. Opt., 35, 6560–6567, <https://doi.org/10.1364/AO.35.006560>, <http://ao.osa.org/abstract.cfm?URI=ao-35-33-6560>, 1996.
- 665 Foote, G. B. and Du Toit, P. S.: Terminal Velocity of Raindrops Aloft, Journal of Applied Meteorology, 8, 249–253,
[https://doi.org/10.1175/1520-0450\(1969\)008<0249:TVORA>2.0.CO;2](https://doi.org/10.1175/1520-0450(1969)008<0249:TVORA>2.0.CO;2), [https://doi.org/10.1175/1520-0450\(1969\)008<0249:TVORA>2.0.CO;2](https://doi.org/10.1175/1520-0450(1969)008<0249:TVORA>2.0.CO;2), 1969.
- Fox, S., Lee, C., Moyna, B., Philipp, M., Rule, I., Rogers, S., King, R., Oldfield, M., Rea, S., Henry, M., Wang, H., and Harlow, R. C.:
ISMAR: an airborne submillimetre radiometer, Atmospheric Measurement Techniques, 10, 477–490, [https://doi.org/10.5194/amt-10-477-](https://doi.org/10.5194/amt-10-477-2017)
670 2017, <https://www.atmos-meas-tech.net/10/477/2017/>, 2017.

- Gans, R.: Über die Form ultramikroskopischer Goldteilchen, *Annalen der Physik*, 342, 881–900, <https://doi.org/10.1002/andp.19123420503>, <https://onlinelibrary.wiley.com/doi/abs/10.1002/andp.19123420503>, 1912.
- Geer, A. J. and Baordo, F.: Improved scattering radiative transfer for frozen hydrometeors at microwave frequencies, *Atmospheric Measurement Techniques*, 7, 1839–1860, <https://doi.org/10.5194/amt-7-1839-2014>, <https://amt.copernicus.org/articles/7/1839/2014/>, 2014.
- 675 Geer, A. J., Lonitz, K., Weston, P., Kazumori, M., Okamoto, K., Zhu, Y., Liu, E. H., Collard, A., Bell, W., Migliorini, S., Chambon, P., Fourié, N., Kim, M.-J., Köpken-Watts, C., and Schraff, C.: All-sky satellite data assimilation at operational weather forecasting centres, *Quarterly Journal of the Royal Meteorological Society*, 144, 1191–1217, <https://doi.org/10.1002/qj.3202>, <https://rmets.onlinelibrary.wiley.com/doi/abs/10.1002/qj.3202>, 2018.
- Harrington, J. Y., Sulia, K., and Morrison, H.: A Method for Adaptive Habit Prediction in Bulk Microphysical Models. Part I: Theoretical Development, *Journal of the Atmospheric Sciences*, 70, 349–364, <https://doi.org/10.1175/JAS-D-12-040.1>, <https://doi.org/10.1175/JAS-D-12-040.1>, 2013.
- 680 Heinze, R., Dipankar, A., Henken, C. C., Moseley, C., Sourdeval, O., Trömel, S., Xie, X., Adamidis, P., Ament, F., Baars, H., Barthlott, C., Behrendt, A., Blahak, U., Bley, S., Brdar, S., Brueck, M., Crewell, S., Deneke, H., Di Girolamo, P., Evaristo, R., Fischer, J., Frank, C., Friederichs, P., Göcke, T., Gorges, K., Hande, L., Hanke, M., Hansen, A., Hege, H.-C., Hoose, C., Jahns, T., Kalthoff, N., Klocke, D., Kneifel, S., Knippertz, P., Kuhn, A., van Laar, T., Macke, A., Maurer, V., Mayer, B., Meyer, C. I., Muppa, S. K., Neggers, R. A. J., Orlandi, E., Pantillon, F., Pospichal, B., Röber, N., Scheck, L., Seifert, A., Seifert, P., Senf, F., Siligam, P., Simmer, C., Steinke, S., Stevens, B., Wapler, K., Weniger, M., Wulfmeyer, V., Zängl, G., Zhang, D., and Quaas, J.: Large-eddy simulations over Germany using ICON: a comprehensive evaluation, *Quart. J. Roy. Meteor. Soc.*, 143, 69–100, <https://doi.org/10.1002/qj.2947>, <https://rmets.onlinelibrary.wiley.com/doi/abs/10.1002/qj.2947>, 2017.
- 685 Heymsfield, A. J. and Westbrook, C. D.: Advances in the estimation of ice particle fall speeds using laboratory and field measurements, *Journal of the Atmospheric Sciences*, 67, 2469–2482, <https://doi.org/10.1175/2010JAS3379.1>, <http://journals.ametsoc.org/doi/abs/10.1175/2010JAS3379.1>, 2010.
- Hogan, R. J. and Westbrook, C. D.: Equation for the Microwave Backscatter Cross Section of Aggregate Snowflakes Using the Self-Similar Rayleigh–Gans Approximation, *J. Atmos. Sci.*, 71, 3292–3301, <https://doi.org/10.1175/JAS-D-13-0347.1>, 2014.
- 695 Hogan, R. J., Field, P. R., Illingworth, A. J., Cotton, R. J., and Choulaton, T. W.: Properties of embedded convection in warm-frontal mixed-phase cloud from aircraft and polarimetric radar, *Quarterly Journal of the Royal Meteorological Society*, 128, 451–476, <https://doi.org/10.1256/003590002321042054>, <https://rmets.onlinelibrary.wiley.com/doi/abs/10.1256/003590002321042054>, 2002.
- Hogan, R. J., Honeyager, R., Tyynelä, J., and Kneifel, S.: Calculating the millimetre-wave scattering phase function of snowflakes using the Self-Similar Rayleigh–Gans Approximation, *Quart. J. Roy. Meteor. Soc.*, 143, <https://doi.org/10.1002/qj.2968>, 2017.
- 700 Iwabuchi, H. and Yang, P.: Temperature dependence of ice optical constants: Implications for simulating the single-scattering properties of cold ice clouds, *Journal of Quantitative Spectroscopy and Radiative Transfer*, 112, 2520 – 2525, <https://doi.org/https://doi.org/10.1016/j.jqsrt.2011.06.017>, <http://www.sciencedirect.com/science/article/pii/S0022407311002299>, 2011.
- Jensen, A. A., Harrington, J. Y., Morrison, H., and Milbrandt, J. A.: Predicting Ice Shape Evolution in a Bulk Microphysics Model, *Journal of the Atmospheric Sciences*, 74, 2081–2104, <https://doi.org/10.1175/JAS-D-16-0350.1>, <https://doi.org/10.1175/JAS-D-16-0350.1>, 2017.
- 705 Jiang, Z., Oue, M., Verlinde, J., Clothiaux, E. E., Aydin, K., Botta, G., and Lu, Y.: What Can We Conclude about the Real Aspect Ratios of Ice Particle Aggregates from Two-Dimensional Images?, *Journal of Applied Meteorology and Climatology*, 56, 725–734, <https://doi.org/10.1175/JAMC-D-16-0248.1>, <https://doi.org/10.1175/JAMC-D-16-0248.1>, 2017.

- Karrer, M., Seifert, A., Siewert, C., Ori, D., von Lerber, A., and Kneifel, S.: Ice Particle Properties Inferred From Aggregation Modelling, *Journal of Advances in Modeling Earth Systems*, 12, e2020MS002066, <https://doi.org/10.1029/2020MS002066>, <https://agupubs.onlinelibrary.wiley.com/doi/abs/10.1029/2020MS002066>, e2020MS002066 10.1029/2020MS002066, 2020.
- Khvorostyanov, V. I. and Curry, J. A.: Fall velocities of hydrometeors in the atmosphere: Refinements to a continuous analytical power law, *Journal of the Atmospheric Sciences*, 62, 4343–4357, <https://doi.org/10.1175/JAS3622.1>, 2005.
- Kneifel, S., Neto, J. D., Ori, D., Moisseev, D., Tyynelä, J., Adams, I. S., Kuo, K.-S., Bennartz, R., Berne, A., Clothiaux, E. E., Eriksson, P., Geer, A. J., Honeyager, R., Leinonen, J., and Westbrook, C. D.: The First International Summer Snowfall Workshop: Scattering properties of realistic frozen hydrometeors from simulations and observations, as well as defining a new standard for scattering databases, *Bull. Amer. Meteor. Soc.*, 99, ES55–ES58, <https://doi.org/10.1175/BAMS-D-17-0208.1>, 2018.
- Kneifel, S., Leinonen, J., Tyynelä, J., Ori, D., and Battaglia, A.: Scattering of Hydrometeors, in: *Satellite Precipitation Measurement vol 1*, vol. 67 of *Advances in GlobalChange Research*, chap. 15, pp. 1–21, Springer International Publishing, Switzerland AG, https://doi.org/10.1007/978-3-030-24568-9_15, 2020.
- Kollias, P., Rémillard, J., Luke, E., and Szyrmer, W.: Cloud Radar Doppler Spectra in Drizzling Stratiform Clouds: 1. Forward Modeling and Remote Sensing Applications, *Journal of Geophysical Research Atmospheres*, 116, D13 201, <https://doi.org/10.1029/2010JD015237>, 2011.
- Kulie, M. S., Bennartz, R., Greenwald, T. J., Chen, Y., and Weng, F.: Uncertainties in Microwave Properties of Frozen Precipitation: Implications for Remote Sensing and Data Assimilation, *Journal of the Atmospheric Sciences*, 67, 3471–3487, <https://doi.org/10.1175/2010JAS3520.1>, <https://doi.org/10.1175/2010JAS3520.1>, 2010.
- Leinonen, J. and Moisseev, D.: What do triple-frequency radar signatures reveal about aggregate snowflakes?, *Journal of Geophysical Research: Atmospheres*, 120, 229–239, <https://doi.org/10.1002/2014JD022072>, <https://agupubs.onlinelibrary.wiley.com/doi/abs/10.1002/2014JD022072>, 2015.
- Leinonen, J. and Szyrmer, W.: Radar signatures of snowflake riming: A modeling study, *Earth and Space Science*, 2, 346–358, 2015.
- Leinonen, J., Kneifel, S., and Hogan, R. J.: Evaluation of the Rayleigh–Gans approximation for microwave scattering by rimed snowflakes, *Quarterly Journal of the Royal Meteorological Society*, 144, 77–88, <https://doi.org/10.1002/qj.3093>, <https://rmets.onlinelibrary.wiley.com/doi/abs/10.1002/qj.3093>, 2018a.
- Leinonen, J., Lebsock, M. D., Tanelli, S., Sy, O. O., Dolan, B., Chase, R. J., Finlon, J. A., von Lerber, A., and Moisseev, D.: Retrieval of snowflake microphysical properties from multi-frequency radar observations, *Atmospheric Measurement Techniques Discussions*, 2018, 1–27, <https://doi.org/10.5194/amt-2018-73>, <https://www.atmos-meas-tech-discuss.net/amt-2018-73/>, 2018b.
- Liu, G.: A database of microwave single-scattering properties for nonspherical ice particles, *Bull. Amer. Meteor. Soc.*, 89, 1563–1570, <https://doi.org/10.1175/2008BAMS2486.1>, 2008.
- Locatelli, J. D. and Hobbs, P. V.: Fall speeds and masses of solid precipitation particles, *Journal of Geophysical Research*, 79, 2185–2197, <https://doi.org/10.1029/jc079i015p02185>, <http://doi.wiley.com/10.1029/JC079i015p02185>, 1974.
- Löhnert, U., Schween, J. H., Acquistapace, C., Ebell, K., Maahn, M., Barrera-Verdejo, M., Hirsikko, A., Bohn, B., Knaps, A., O'Connor, E., Simmer, C., Wahner, A., and Crewell, S.: JOYCE: Jülich Observatory for Cloud Evolution, *Bulletin of the American Meteorological Society*, 96, 1157–1174, <https://doi.org/10.1175/BAMS-D-14-00105.1>, <https://doi.org/10.1175/BAMS-D-14-00105.1>, 2015.
- Lu, Y., Jiang, Z., aydin, K., Verlinde, J., Clothiaux, E. E., and Botta, G.: A polarimetric scattering database for non-spherical ice particles at microwave wavelengths, *Atmos. Meas. Tech.*, 9, 5119–5134, <https://doi.org/10.5194/amt-9-5119-2016>, 2016.

- 745 Maahn, M., Turner, D. D., Löhnert, U., Posselt, D. J., Ebell, K., Mace, G. G., and Comstock, J. M.: Optimal Estimation Retrievals and Their Uncertainties: What Every Atmospheric Scientist Should Know, *Bulletin of the American Meteorological Society*, pp. 1–34, <https://doi.org/10.1175/BAMS-D-19-0027.1>, <https://doi.org/10.1175/BAMS-D-19-0027.1>, 2020.
- Mason, S. L., Hogan, R. J., Westbrook, C. D., Kneifel, S., Moisseev, D., and von Terzi, L.: The importance of particle size distribution and internal structure for triple-frequency radar retrievals of the morphology of snow, *Atmospheric Measurement Techniques*, 12, 4993–5018, <https://doi.org/10.5194/amt-12-4993-2019>, <https://amt.copernicus.org/articles/12/4993/2019/>, 2019.
- 750 Matrosov, S. Y., Heymsfield, A. J., and Wang, Z.: Dual-frequency radar ratio of nonspherical atmospheric hydrometeors, *Geophysical Research Letters*, 32, <https://doi.org/10.1029/2005GL023210>, <https://agupubs.onlinelibrary.wiley.com/doi/abs/10.1029/2005GL023210>, 2005.
- Mätzler, C., ed.: Thermal Microwave Radiation: Applications for Remote Sensing, vol. 52 of *Electromagnetic waves*, The Institute of Engineering and Technology, London, United Kingdom, <https://doi.org/10.1049/pbew052e>, 2006.
- 755 McCusker, K., Westbrook, C., and Tyynelä, J.: An accurate and computationally cheap microwave scattering method for ice aggregates: the Independent Monomer Approximation, *Quarterly Journal of the Royal Meteorological Society*, n/a, n/a, <https://doi.org/https://doi.org/10.1002/qj.3967>, <https://rmets.onlinelibrary.wiley.com/doi/abs/10.1002/qj.3967>, 2021.
- Mech, M., Maahn, M., Kneifel, S., Ori, D., Orlandi, E., Kollias, P., Schemann, V., and Crewell, S.: PAMTRA 1.0: A Passive and Active Microwave radiative TRAnsfer tool for simulating radiometer and radar measurements of the cloudy atmosphere, *Geoscientific Model Development Discussions*, 2020, 1–34, <https://doi.org/10.5194/gmd-2019-356>, <https://gmd.copernicus.org/preprints/gmd-2019-356/>, 2020.
- 760 Mie, G.: Beiträge zur Optik trüber Medien, speziell kolloidaler Metallösungen, *Annalen der Physik*, 330, 377–445, <https://doi.org/10.1002/andp.19083300302>, 1908.
- Mishchenko, M. I., Travis, L. D., and Mackowski, D. W.: T-matrix computations of light scattering by nonspherical particles: A review, *J. Quant. Spectrosc. Radiat. Transfer*, 55, 535 – 575, [https://doi.org/https://doi.org/10.1016/0022-4073\(96\)00002-7](https://doi.org/https://doi.org/10.1016/0022-4073(96)00002-7), <http://www.sciencedirect.com/science/article/pii/0022407396000027>, 1996.
- 765 Mitchell, D. L.: Use of Mass- and Area-Dimensional Power Laws for Determining Precipitation Particle Terminal Velocities, *Journal of the Atmospheric Sciences*, 53, 1710–1723, [https://doi.org/10.1175/1520-0469\(1996\)053<1710:UOMAAD>2.0.CO;2](https://doi.org/10.1175/1520-0469(1996)053<1710:UOMAAD>2.0.CO;2), [https://doi.org/10.1175/1520-0469\(1996\)053<1710:UOMAAD>2.0.CO;2](https://doi.org/10.1175/1520-0469(1996)053<1710:UOMAAD>2.0.CO;2), 1996.
- 770 Morrison, H. and Milbrandt, J. A.: Parameterization of Cloud Microphysics Based on the Prediction of Bulk Ice Particle Properties. Part I: Scheme Description and Idealized Tests, *Journal of the Atmospheric Sciences*, 72, 287–311, <https://doi.org/10.1175/JAS-D-14-0065.1>, <https://doi.org/10.1175/JAS-D-14-0065.1>, 2015.
- Ori, D. and Kneifel, S.: Assessing the uncertainties of the Discrete Dipole Approximation in case of melting ice particles, *Journal of Quantitative Spectroscopy and Radiative Transfer*, 217, 396 – 406, <https://doi.org/https://doi.org/10.1016/j.jqsrt.2018.06.017>, <https://www.sciencedirect.com/science/article/pii/S0022407318302942>, 2018.
- 775 Ori, D., Maestri, T., Rizzi, R., Cimini, D., Montopoli, M., and Marzano, F. S.: Scattering properties of modeled complex snowflakes and mixed-phase particles at microwave and millimeter frequencies, *J. Geophys. Res. Atmos.*, 119, 9931–9947, <https://doi.org/10.1002/2014JD021616>, <http://dx.doi.org/10.1002/2014JD021616>, 2014.
- Ori, D., Schemann, V., Karrer, M., Neto, J. D., von Terzi, L., Seifert, A., and Kneifel, S.: Evaluation of ice particle growth in ICON using statistics of multi-frequency Doppler cloud radar observations, *Quarterly Journal of the Royal Meteorological Society*, 146, 3830–3849, <https://doi.org/10.1002/qj.3875>, <https://rmets.onlinelibrary.wiley.com/doi/abs/10.1002/qj.3875>, 2020a.
- 780

- 785 Ori, D., von Terzi, L., Karrer, M., and Kneifel, S.: snowScatt, <https://doi.org/10.5281/zenodo.4118245>, <https://doi.org/10.5281/zenodo.4118245>, 2020b.
- 790 Ori, D., von Terzi, L., Karrer, M., and Kneifel, S.: snowScatt-data, <https://doi.org/10.5281/zenodo.4118243>, <https://doi.org/10.5281/zenodo.4118243>, 2020c.
- Oue, M., Tatarevic, A., Kollias, P., Wang, D., Yu, K., and Vogelmann, A. M.: The Cloud-Resolving Model Radar SIMulator (CR-SIM) Version 3.3: Description and Applications of a Virtual Observatory, *Geoscientific Model Development*, 13, 1975–1998, <https://doi.org/10.5194/gmd-13-1975-2020>, 2020.
- Petty, G. W. and Huang, W.: Microwave Backscatter and Extinction by Soft Ice Spheres and Complex Snow Aggregates, *J. Atmos. Sci.*, 67, 769–787, <https://doi.org/10.1175/2009JAS3146.1>, 2010.
- Petty, G. W. and Huang, W.: The Modified Gamma Size Distribution Applied to Inhomogeneous and Nonspherical Particles: Key Relationships and Conversions, *Journal of the Atmospheric Sciences*, 68, 1460–1473, <https://doi.org/10.1175/2011JAS3645.1>, <https://doi.org/10.1175/2011JAS3645.1>, 2011.
- 795 Seifert, A. and Beheng, K. D.: A two-moment cloud microphysics parameterization for mixed-phase clouds. Part 1: Model description, *Meteorology and Atmospheric Physics*, 92, 45–66, <https://doi.org/10.1007/s00703-005-0112-4>, 2006.
- Shima, S., Sato, Y., Hashimoto, A., and Misumi, R.: Predicting the morphology of ice particles in deep convection using the super-droplet method: development and evaluation of SCALE-SDM 0.2.5-2.2.0, -2.2.1, and -2.2.2, *Geoscientific Model Development*, 13, 4107–4157, <https://doi.org/10.5194/gmd-13-4107-2020>, <https://gmd.copernicus.org/articles/13/4107/2020/>, 2020.
- 800 Sihvola, A. H.: Self-consistency aspects of dielectric mixing theories, *IEEE Trans. Geosci. Remote Sens.*, 27, 403–415, <https://doi.org/10.1109/36.29560>, 1989.
- Sorensen, C. M.: Light Scattering by Fractal Aggregates: A Review, *Aerosol Science and Technology*, 35, 648–687, <https://doi.org/10.1080/02786820117868>, 2001.
- Testud, J., Oury, S., Black, R. A., Amayenc, P., and Dou, X.: The Concept of “Normalized” Distribution to Describe Raindrop Spectra: A Tool for Cloud Physics and Cloud Remote Sensing, *Journal of Applied Meteorology*, 40, 1118–1140, [https://doi.org/10.1175/1520-0450\(2001\)040<1118:TCOND>2.0.CO;2](https://doi.org/10.1175/1520-0450(2001)040<1118:TCOND>2.0.CO;2), [https://doi.org/10.1175/1520-0450\(2001\)040<1118:TCOND>2.0.CO;2](https://doi.org/10.1175/1520-0450(2001)040<1118:TCOND>2.0.CO;2), 2001.
- 805 Tridon, F., Battaglia, A., Chase, R. J., Turk, F. J., Leinonen, J., Kneifel, S., Mroz, K., Finlon, J., Bansemer, A., Tanelli, S., Heymsfield, A. J., and Nesbitt, S. W.: The Microphysics of Stratiform Precipitation During OLYMPEx: Compatibility Between Triple-Frequency Radar and Airborne In Situ Observations, *Journal of Geophysical Research: Atmospheres*, 124, 8764–8792, <https://doi.org/10.1029/2018JD029858>, <https://agupubs.onlinelibrary.wiley.com/doi/abs/10.1029/2018JD029858>, 2019.
- 810 Tsai, T.-C. and Chen, J.-P.: Multimoment Ice Bulk Microphysics Scheme with Consideration for Particle Shape and Apparent Density. Part I: Methodology and Idealized Simulation, *Journal of the Atmospheric Sciences*, 77, 1821–1850, <https://doi.org/10.1175/JAS-D-19-0125.1>, <https://doi.org/10.1175/JAS-D-19-0125.1>, 2020.
- Tyynelä, J. and von Lerber, A.: Validation of Microphysical Snow Models Using In Situ, Multifrequency, and Dual-Polarization Radar Measurements in Finland, *Journal of Geophysical Research: Atmospheres*, 124, 13 273–13 290, <https://doi.org/10.1029/2019JD030721>, 2019.
- 815 van de Hulst, H. C.: Light scattering by small particles, John Wiley & Sons, Inc., New York, USA, 1957.
- Warren, S. G. and Brandt, R. E.: Optical constants of ice from the ultraviolet to the microwave: A revised compilation, *Journal of Geophysical Research: Atmospheres*, 113, <https://doi.org/10.1029/2007JD009744>, <https://agupubs.onlinelibrary.wiley.com/doi/abs/10.1029/2007JD009744>, 2008.

- 820 Waterman, P. C.: Matrix formulation of electromagnetic scattering, *Proceedings of the IEEE*, 53, 805–812, <https://doi.org/10.1109/PROC.1965.4058>, 1965.
- Westbrook, C., Ball, R., Field, P., and Heymsfield, A.: Universality in snowflake aggregation, *Geophys. Res. Lett.*, 31, L15 104, <https://doi.org/10.1029/2004GL020363>, 2004.
- Westbrook, C. D.: Rayleigh scattering by hexagonal ice crystals and the interpretation of dual-polarisation radar measurements, *Quart. J. Roy. Meteor. Soc.*, 140, 2090–2096, <https://doi.org/10.1002/qj.2262>, 2014.
- 825 Westbrook, C. D., Ball, R. C., and Field, P. R.: Radar scattering by aggregate snowflakes, *Quarterly Journal of the Royal Meteorological Society*, 132, 897–914, <https://doi.org/10.1256/qj.05.82>, <https://rmets.onlinelibrary.wiley.com/doi/abs/10.1256/qj.05.82>, 2006.
- Yurkin, M. A. and Hoekstra, A. G.: The discrete-dipole-approximation code ADDA: Capabilities and known limitations, *J. Quant. Spectrosc. Radiat. Transfer*, 112, 2234 – 2247, <https://doi.org/https://doi.org/10.1016/j.jqsrt.2011.01.031>, 2011.
- 830 Yurkin, M. A., Maltsev, V. P., and Hoekstra, A. G.: Convergence of the discrete dipole approximation. II. An extrapolation technique to increase the accuracy, *J. Opt. Soc. Am. A*, 23, 2592–2601, <https://doi.org/10.1364/JOSAA.23.002592>, 2006.
- Zubko, E., Petrov, D., Grynko, Y., Shkuratov, Y., Okamoto, H., Muinonen, K., Nousiainen, T., Kimura, H., Yamamoto, T., and Videen, G.: Validity criteria of the discrete dipole approximation, *Appl. Opt.*, 49, 1267–1279, <https://doi.org/10.1364/AO.49.001267>, <http://ao.osa.org/abstract.cfm?URI=ao-49-8-1267>, 2010.