

Interactive comment on “The Canadian Earth System Model version 5 (CanESM5.0.3)” by Neil C. Swart et al.

Neil C. Swart et al.

neil.swart@canada.ca

Received and published: 21 September 2019

Comment: 12. For Figure 7 (and possibly 8). I suggest showing DJF and JJA seasonal means rather than annual means. This will help focus on biases and reduce the risk of error cancellation within the annual mean, e.g. winter vs summer surface temperature biases, better focus on summer vs winter monsoon precipitation biases etc.

Reponse: Figures 7 and 8 have been split and updated to show seasons DJF and JJA, as suggested, and shown attached. The new figures will be Figs. 5 through 8.

Interactive comment on Geosci. Model Dev. Discuss., <https://doi.org/10.5194/gmd-2019-177>, 2019.

Printer-friendly version

Discussion paper



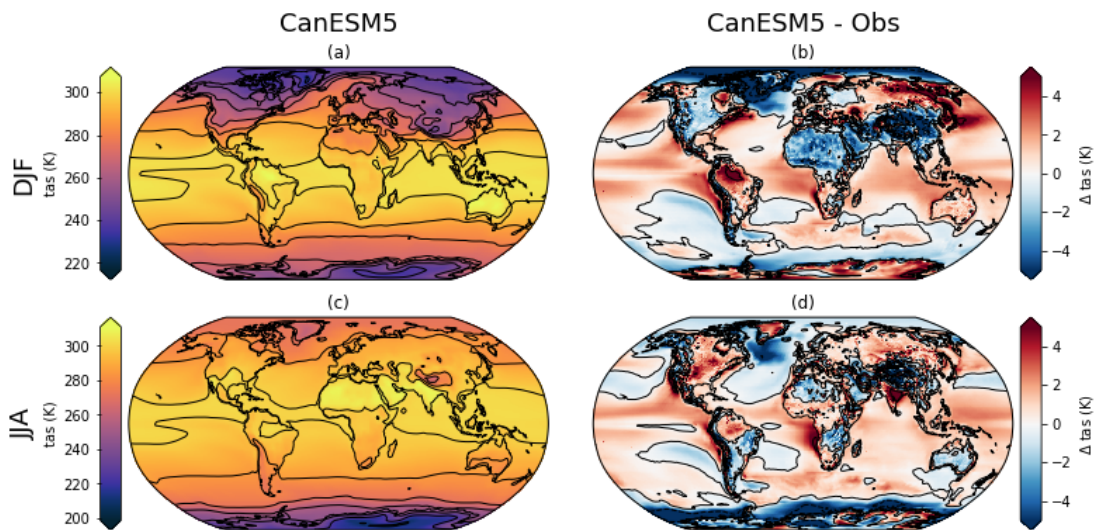


Fig. 1. Update of fig. 7 annual mean tas to DJF and JJA

Printer-friendly version

Discussion paper



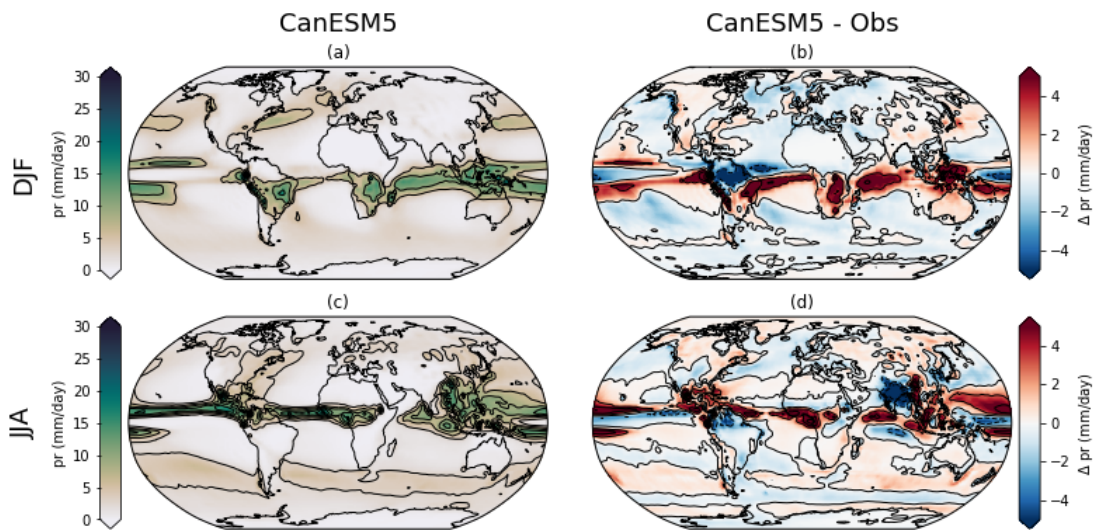


Fig. 2. Update of fig. 7 annual mean pr to DJF and JJA

Printer-friendly version

Discussion paper



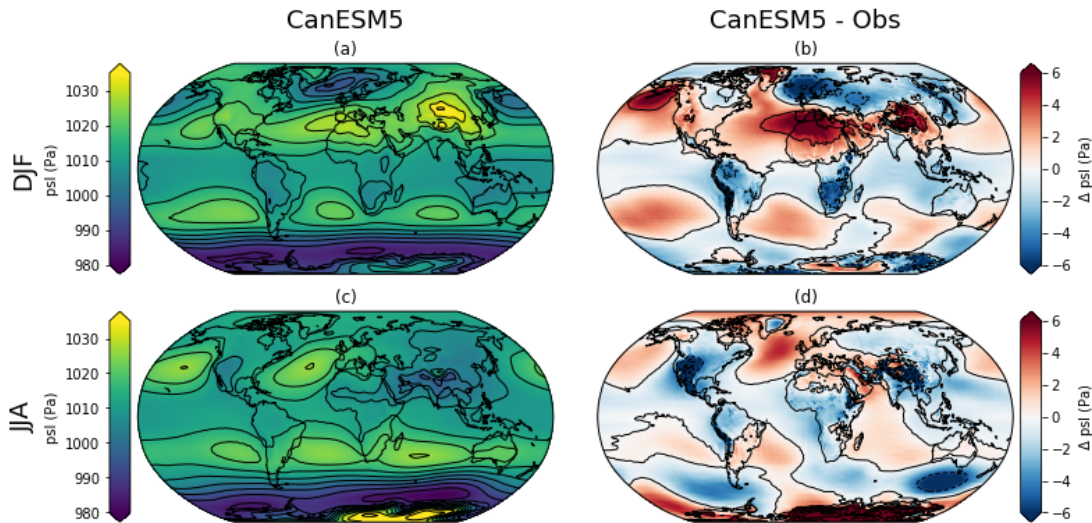


Fig. 3. Update of fig. 7 annual mean psv to DJF and JJA

Printer-friendly version

Discussion paper



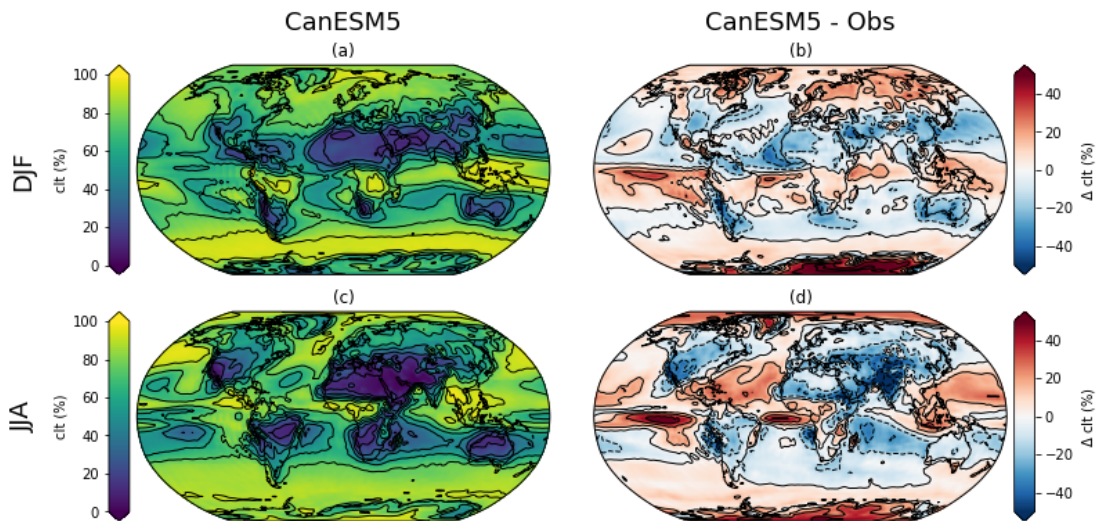


Fig. 4. Update of fig. 8 annual mean cIt to DJF and JJA

Printer-friendly version

Discussion paper

