

Interactive comment on “The Canadian Earth System Model version 5 (CanESM5.0.3)” by Neil C. Swart et al.

Neil C. Swart et al.

neil.swart@canada.ca

Received and published: 21 September 2019

Comment: 12. For Figure 7 (and possibly 8). I suggest showing DJF and JJA seasonal means rather than annual means. This will help focus on biases and reduce the risk of error cancellation within the annual mean, e.g. winter vs summer surface temperature biases, better focus on summer vs winter monsoon precipitation biases etc.

Reponse: Figures 7 and 8 have been split and updated to show seasons DJF and JJA, as suggested, and shown attached. The new figures will be Figs. 5 through 8.

Interactive comment on Geosci. Model Dev. Discuss., <https://doi.org/10.5194/gmd-2019-177>, 2019.

C1

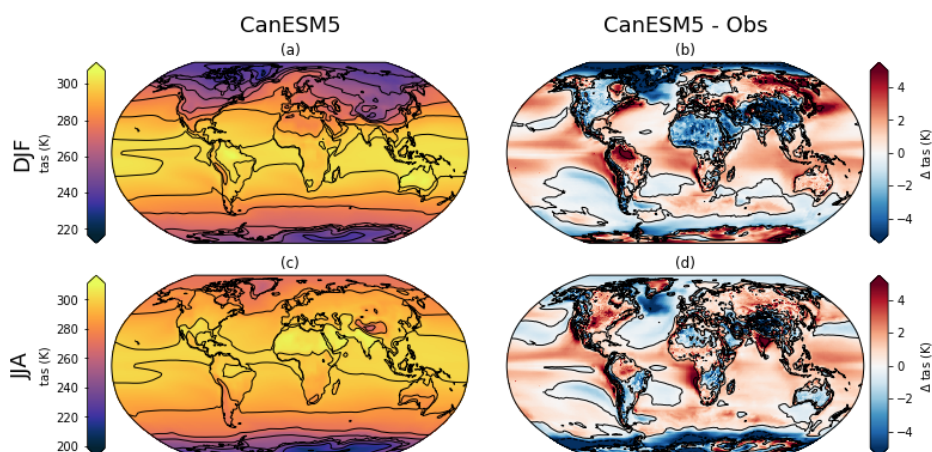


Fig. 1. Update of fig. 7 annual mean t_{as} to DJF and JJA

C2

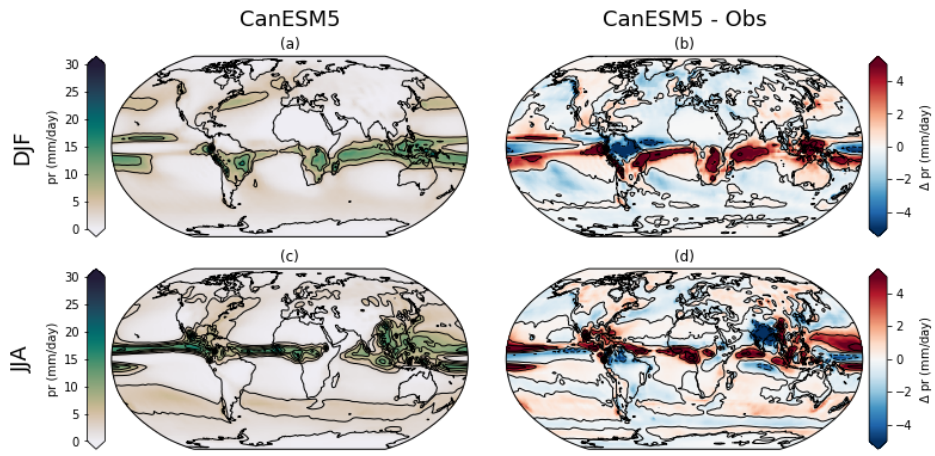


Fig. 2. Update of fig. 7 annual mean pr to DJF and JJA

C3

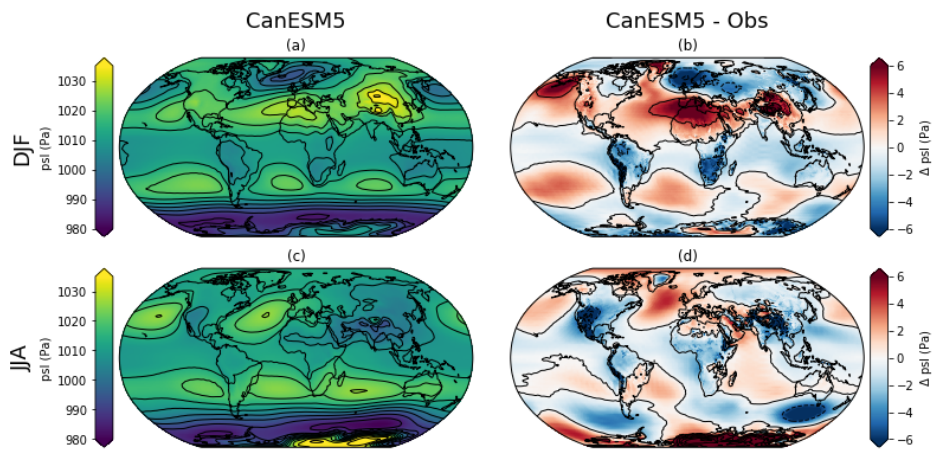


Fig. 3. Update of fig. 7 annual mean psl to DJF and JJA

C4

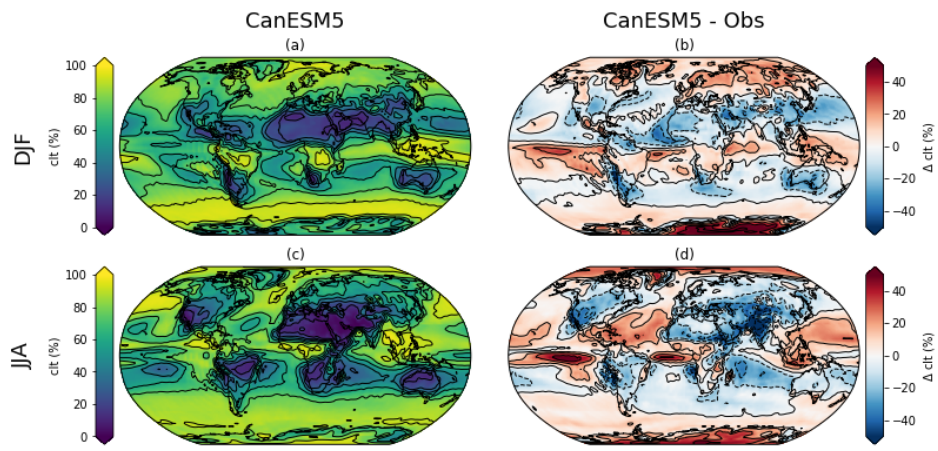


Fig. 4. Update of fig. 8 annual mean clt to DJF and JJA