

Interactive comment on “Defining metrics of the Quasi-Biennial Oscillation in global climate models” by Verena Schenzinger et al.

Verena Schenzinger et al.

schenzinger@atm.ox.ac.uk

Received and published: 12 March 2017

The authors would like to thank the reviewers for their comments. They hope to have addressed the concerns in a satisfactory manner. Responses to reviewers and respective changes to the manuscript are incorporated in the pdf file.

Please also note the supplement to this comment:

<http://www.geosci-model-dev-discuss.net/gmd-2016-284/gmd-2016-284-AC1-supplement.pdf>

Interactive comment on Geosci. Model Dev. Discuss., doi:10.5194/gmd-2016-284, 2016.

C1

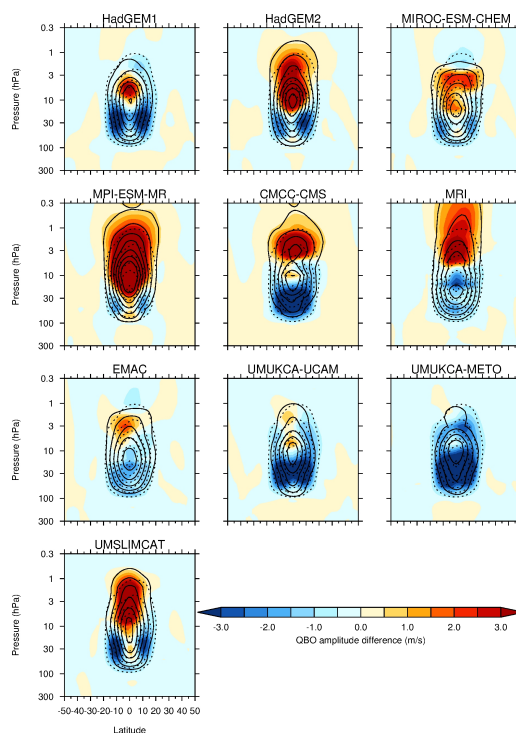


Fig. 1. As Figure 4, but for single model QBO Fourier amplitude (wind).

C2

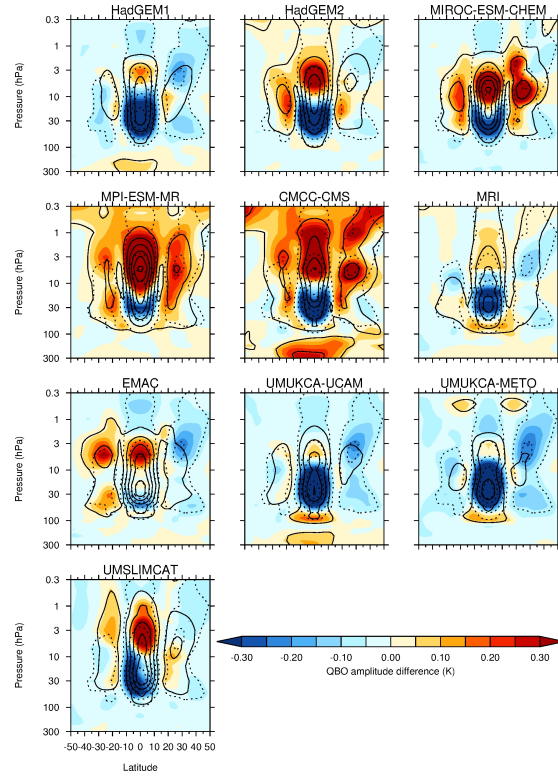


Fig. 2. As Figure 4, but for single model QBO Fourier amplitude (temperature).

C3

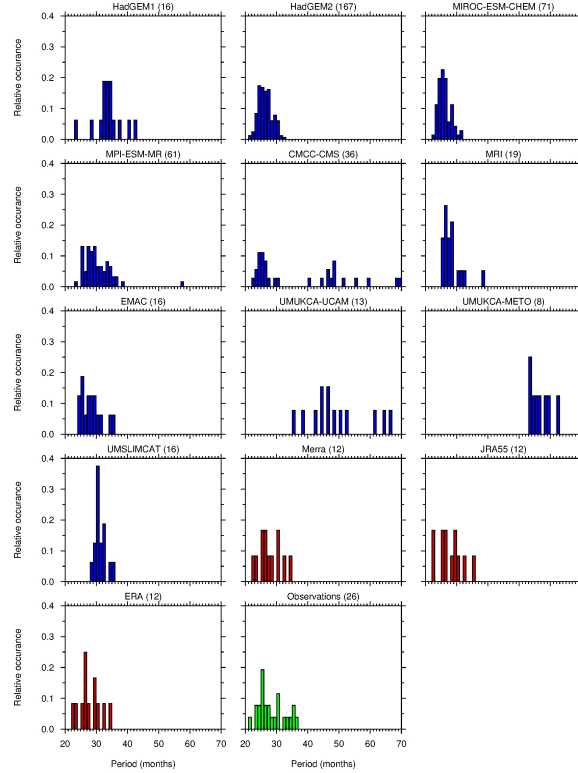


Fig. 3. Distribution of periods in models/reanalyses/observations. The numbers in brackets indicate the number of QBO cycles in each dataset.

C4