



On the analytic approximation of bulk collision rates of non-spherical hydrometeors

A. Seifert¹, U. Blahak², and R. Buhr³

¹Hans-Ertel Centre for Weather Research, Deutscher Wetterdienst, Hamburg, Germany

²Deutscher Wetterdienst, Offenbach, Germany

³Universität Hamburg, Hamburg, Germany

Received: 15 July 2013 – Accepted: 30 August 2013 – Published: 25 September 2013

Correspondence to: A. Seifert (axel.seifert@dwd.de)

Published by Copernicus Publications on behalf of the European Geosciences Union.

Title Page

Abstract

Introduction

Conclusions

References

Tables

Figures

⏪

⏩

◀

▶

Back

Close

Full Screen / Esc

Printer-friendly Version

Interactive Discussion



Abstract

Analytic approximations of the binary collision rates of hydrometeors are derived for use in bulk microphysical parameterizations. Special attention is given to non-spherical hydrometeors like raindrops and snowflakes. The terminal fall velocity of these particles cannot be sufficiently well approximated by power law relations which are used in most microphysical parameterizations and therefore an improved formulation is needed. The analytic approximations of the bulk collision rates given in this paper are an alternative to look-up tables and can replace the Wisner approximation which is used in many atmospheric models.

1 Introduction

The approximation of bulk collision rates is a classic problem in the formulation of cloud microphysical parameterizations for atmospheric models. The most common formulation is the continuous growth equation which applies to particles of very different sizes and fallspeeds, i.e., the size and the fall speed of the smaller and thus slower falling particle is neglected (Rogers and Yau, 1996; Pruppacher and Klett, 1997; Straka, 2009). In practice, collisions of different particles of similar size and fall speed do occur and one needs a formulation which is more general than the simple continuous growth equation. The standard approach for the collision rate of two ensembles of precipitation-sized particles goes back to Wisner et al. (1972) who used the ansatz that the velocity difference can be approximated by the difference of weighted means which then simplifies the solution of the collision integrals. If the weighting functions are properly chosen, this Wisner approximation can recover the continuous growth equations as asymptotic limits. The main disadvantage of this approach is that the bulk collision rate of the Wisner-approximation becomes zero, if the difference of the weighted mean sedimentation velocities is zero, while for broad size distributions as they occur in nature the bulk collision rate is always non-zero.

GMDD

6, 5077–5116, 2013

Approximation of bulk collision rates

A. Seifert et al.

Title Page

Abstract

Introduction

Conclusions

References

Tables

Figures

◀

▶

◀

▶

Back

Close

Full Screen / Esc

Printer-friendly Version

Interactive Discussion



Approximation of bulk collision rates

A. Seifert et al.

Title Page

Abstract

Introduction

Conclusions

References

Tables

Figures

◀

▶

◀

▶

Back

Close

Full Screen / Esc

Printer-friendly Version

Interactive Discussion



Verlinde et al. (1990) studied analytic solution of the bulk collision integrals for generalized gamma distributions and terminal fall velocities which can be approximated by power law relations. They provide exact solutions for this problem, but those include the general hypergeometric function and are therefore difficult and expensive to evaluate. Gaudet and Schmidt (2005, 2007) derived a generalized form of the Wisner approximation, which overcomes some of the deficiencies of the classic approximation. Straka and Gilmore (2006) discussed the effect of non-spherical raindrops on the bulk collision rate and argued that the usual approximation of spherical geometry in combination with a power law fall speed is sufficiently accurate, but that this is the result of the cancellation of two relatively large errors. Ćurić and Janc (2010) showed that the use of size distributions without an upper cutoff diameter can lead to significant errors, especially for raindrops and hail.

An alternative to the Wisner approximation was suggested by Seifert and Beheng (2006, SB2006 hereafter) who used the variance (or standard deviation) to approximate the bulk difference of the sedimentation velocities. As most earlier parameterizations SB2006 limited their formulas to power-law relations for the terminal fall velocities.

In this paper we revisit the variance approximation introduced by SB2006. Especially for raindrops and snowflakes the power-law relations for the terminal fall velocity are not valid for large particles. Therefore new equations are derived which yield a better approximation for the collision rates that involve these particles. Additionally, the SB2006 variance ansatz is improved by introducing a more general weighting factor. For raindrops we include the non-spherical geometry of large raindrops for consistency with the more accurate terminal fall velocity approximation.

An alternative to analytic approximations of the integrals are look-up tables as they are used or recommended by many previous studies in their attempt to improve the parameterization of the collision integrals (e.g., Walko et al., 1995; Straka and Gilmore, 2006; Saleeby and Cotton, 2008; Thompson et al., 2008). In our opinion, look-up tables should be avoided wherever possible, because of the following reasons:

**Approximation of
bulk collision rates**

A. Seifert et al.

Title Page

Abstract

Introduction

Conclusions

References

Tables

Figures

◀

▶

◀

▶

Back

Close

Full Screen / Esc

Printer-friendly Version

Interactive Discussion



1. Look-up tables increase the complexity of the modeling system, because an automatic pre-processing becomes necessary which guarantees that the look-up tables are consistent with the microphysical parameters chosen for the specific simulation. This can become especially cumbersome in operational numerical weather prediction where reproducibility is of the essence.
2. Large multi-dimensional look-up tables become inefficient because of the additional memory access. On today's supercomputers atmospheric models are already memory bandwidth limited. Doing more floating point operations without additional memory access can be more efficient than using look-up tables.
3. Look-up tables are usually not included in the publications nor are the corresponding source codes. This makes it difficult to reproduce the results from such models and hinders scientific progress.
4. While analytic approximations allow further theoretical studies, e.g., to explore the sensitivity to certain parameters or assumptions, this becomes limited to numerical studies once look-up tables have been introduced.

Therefore analytic approximations are in our opinion an essential part of microphysical parameterizations.

The paper is organized as follows: In Sect. 2 we review and discuss the geometry and terminal fall velocity of raindrops and snowflakes and their approximation in bulk microphysical parameterizations. Sections 3 and 4 shortly introduce the Wisner and variance approximation of the bulk collision rates. In Sects. 5 and 6 we derive explicit parameterizations of the bulk collision rates of the collision between graupel and rain, respectively, snow and rain. Section 7 deals with the selfcollection of snow. In Sect. 8 the previously introduced as well as other binary collision interactions are discussed by use of quantitative error measures. Some conclusions are given in Sect. 9. The online supplement contains auxiliary figures and further technical details on the collision interactions which are not in discussed in the main text.

2 Geometry and fall speeds of raindrops and snowflakes

5 Many hydrometeors in the atmosphere can be approximated as spheres and this approximation is often made in bulk microphysical models. As it is well known, the assumption of sphericity does not hold for raindrops larger than 1 mm diameter, because the aerodynamic pressure forces lead to an oblate shape and oscillations (e.g., Beard and Chuang, 1987; Szakall et al., 2010). The axis ratio of raindrops

$$10 \quad \eta = \frac{D_{r,\min}}{D_{r,\max}}, \quad (1)$$

where $D_{r,\min}$ and $D_{r,\max}$ are the minimum and maximum dimensions of the raindrop, is shown in Fig. 1a based on the theoretical model of Beard and Chuang (1987), the polynomial fit of Chuang and Beard (1990), and the parameterization following Khvorostyanov and Curry (2002) given by

$$15 \quad \eta(D_{r,\max}) = \exp\left(-\frac{D_{r,\max}}{D_\eta}\right) \quad (2)$$

$$+ \left[1 - \exp\left(-\frac{D_{r,\max}}{D_\eta}\right)\right] \left[\frac{1}{1 + D_{r,\max}/D_\eta}\right].$$

The length scale D_η is a constant which we chose to be 5.2 mm. Compared to Khvorostyanov and Curry (2002) this is a slightly higher value, but it fits the data of Beard and Chuang (1987) better than the 4.7 mm used by Khvorostyanov and Curry (2002). Assuming a perfect oblate spheroid, the mass of the raindrop is given by $x_r = (\pi/6)\rho_w\eta D_{r,\max}^3$, i.e., given the equivalent diameter of the raindrop Eq. (2) constitutes an implicit equation for the maximum dimension.

For the parameterization of the bulk collision rate we need a simpler explicit equation for $D_{r,\max}$ as a function of the equivalent diameter D_r . In the following we use

$$D_{r,\max}(D_r) = D_r \exp(\omega_r D_r) \quad (3)$$

Approximation of bulk collision rates

A. Seifert et al.

Title Page

Abstract

Introduction

Conclusions

References

Tables

Figures

◀

▶

◀

▶

Back

Close

Full Screen / Esc

Printer-friendly Version

Interactive Discussion



5 with $\omega_r = 33$ m and Fig. 1b suggests that this is a sufficiently accurate approximation.

The fact that raindrops deviate from the spherical shape results in an increased cross sectional area and a higher drag, thus it decreases the terminal fall velocity compared to a spherical particle of the same mass. Together with the high Reynolds number of a falling raindrop, i.e., the effects of turbulence, this explains the well-known empirical result that the terminal fall velocity of raindrops becomes independent of drop size for large drops, i.e., the terminal fall velocity approaches a constant value. Many parameterization of the terminal fall velocity of raindrops take this fact into account, e.g., the formulas by Best (1950), Atlas et al. (1973), Rogers et al. (1993) or Kogan and Shapiro (1996) give the correct asymptotics, i.e., a constant value at large diameters. Most of these relations are of the form

$$v_r(D_r) = \alpha_r - \beta_r \exp(-\gamma_r D_r) \quad (4)$$

or some variant thereof. Here D_r is again the equivalent diameter of raindrops, and α_r , β_r and γ_r are constant coefficients. In the following we will call Eq. (4) an Atlas-type fall speed relation. In contrast to that, bulk microphysical parameterizations traditionally use the less accurate power law approximation for the terminal fall velocity (e.g. Kessler, 1969; Liu and Orville, 1969; Lin et al., 1983, etc.), which increases without bounds for large diameters.

Over the last decades an aerodynamic theory has been developed, which predicts the terminal fall velocity of arbitrarily shaped particles over the whole size range, i.e, a large range of Reynolds numbers. The basic idea to apply boundary layer theory to the problem goes back to Abraham (1970). Later Böhm (1989, 1992) showed that the boundary layer theory not only provides a powerful approach to treat the large range of Reynolds numbers, but can also overcome the difficulties of arbitrarily shaped complicated particles. Böhm's approach was then further developed by Mitchell (1996) as well as Khvorostyanov and Curry (2002, 2005).

Figure 2 shows the terminal fall velocity of raindrops using the empirical relation of Beard (1976). The theoretical model of Khvorostyanov and Curry (2005, KC05 here-

Approximation of bulk collision rates

A. Seifert et al.

Title Page

Abstract

Introduction

Conclusions

References

Tables

Figures

◀

▶

◀

▶

Back

Close

Full Screen / Esc

Printer-friendly Version

Interactive Discussion



5 after) agrees reasonably well with the empirical data, but underestimates the fall velocity of raindrops between 2 and 5 mm diameter. The simple power law formula is a quite crude approximation and can only give a rough estimate over a limited size range. Especially for large raindrops the power law overestimates dramatically. In contrast, the Atlas-type fall speed relation provides a good approximation over a large size range.
 10 Here and in the following we have used the parameters

$$\alpha_r = 9.292 \text{ m s}^{-1}, \quad \beta_r = 9.623 \text{ m s}^{-1}, \quad \gamma_r = 6.222 \times 10^2 \text{ m}^{-1}.$$

The only disadvantage is that it underestimates the terminal fall velocity of small drops, i.e., it does not approach the Stokes law and becomes even negative for very small drops. Nevertheless, for water drops larger than 0.1 mm diameter, i.e. for raindrops, it provides a very good parameterization.
 15

Snowflakes show a similar behavior to raindrops in the sense that for large snowflakes the terminal fall velocity becomes approximately independent of size. The reason for this is that the particle bulk density decreases with increasing size of the snowflake, i.e., snowflakes grow faster than constant density spheres. The geometry of snowflakes can be described by a quadratic mass-size-relation
 20

$$x_s = a_s D_s^2 \quad (5)$$

with the maximum dimension D_s , the mass of the snowflake x_s and a constant parameter a_s . The quadratic mass-size-relation is typical for growth regimes dominated by aggregation as shown by Westbrook et al. (2004a, b). Such relations are used in many bulk microphysical parameterizations, e.g., typical values for a_s are between 0.038 kg m^{-2} (Doms and Schättler, 2002; Baldauf et al., 2011) and $a_s = 0.069 \text{ kg m}^{-2}$ (Wilson and Ballard, 1999; Field et al., 2005). Heymsfield (2003, his Eqs. 4 and 5) suggests that the lower value might be more appropriate for the tropics while the higher value is consistent with data from mid-latitudes.
 25

Figure 3 shows the terminal fall velocity of low-density snowflakes with $a_s = 0.038 \text{ kg m}^{-2}$. To apply the KC05 aerodynamic model an additional assumption about
 5

Approximation of
bulk collision rates

A. Seifert et al.

Title Page

Abstract

Introduction

Conclusions

References

Tables

Figures

◀

▶

◀

▶

Back

Close

Full Screen / Esc

Printer-friendly Version

Interactive Discussion



the cross section area A_s has to be made. Based on the observations of Field et al. (2008), namely the data presented in their Fig. 3, we chose for simplicity a constant area ratio $\hat{a}_s = A_s / [(\pi/4)D_s^2] = 0.45$. This should provide a good estimate for the small and medium-sized snowflakes, but might over estimate the cross sectional area for snowflakes larger than 3 mm diameter and lead to an underestimation of the terminal fall velocity. Using, on the other hand, the area-size-relation $A_s = 0.2285D_s^{1.88}$ of Mitchell (1996) for aggregates would result in about 20 % lower terminal fall velocities than applying $\hat{a}_s = 0.45$. The uncertainty in the terminal fall velocity of large snowflakes is obviously large, even for a given mass-size relationship.

For the Atlas-type approximation of resulting terminal fall velocity of snowflakes, we have the choice between a formulation using equivalent diameter

$$v_s(D_{eq}) = \alpha_s - \beta_s \exp(-\gamma_s D_{eq}) \quad (6)$$

where D_{eq} is the diameter of a liquid sphere, i.e.,

$$D_{eq} = \left(\frac{6X_s}{\pi\rho_w} \right)^{\frac{1}{3}} \quad (7)$$

and a formulation with maximum dimension

$$v_s(D_s) = \tilde{\alpha}_s - \tilde{\beta}_s \exp(-\tilde{\gamma}_s D_s). \quad (8)$$

Note that we use D_{eq} for the equivalent diameter of snow and D_r for the equivalent diameter of raindrops. This is only an attempt to make some of the equations more readable and both equivalent diameters are of course identical.

To optimize the parameters in these fits we apply the Nelder-Mead downhill simplex method (Press et al., 1992) and with the resulting parameter values

$$\alpha_s = 1.271 \text{ ms}^{-1}, \quad \beta_s = 1.252 \text{ ms}^{-1}, \quad \gamma_s = 3.697 \times 10^3 \text{ m}^{-1}$$

$$\tilde{\alpha}_s = 1.206 \text{ ms}^{-1}, \quad \tilde{\beta}_s = 0.949 \text{ ms}^{-1}, \quad \tilde{\gamma}_s = 1.654 \times 10^3 \text{ m}^{-1}$$

Approximation of bulk collision rates

A. Seifert et al.

Title Page

Abstract

Introduction

Conclusions

References

Tables

Figures

◀

▶

◀

▶

Back

Close

Full Screen / Esc

Printer-friendly Version

Interactive Discussion



we find that the formulation using the equivalent diameter D_{eq} provides the more accurate fit to the KC05 terminal fall velocity. Especially from the log-log plot in Fig. 3b it becomes obvious that any power law approximation can only provide a good fit for a small size range of snowflakes, but not for the whole relevant sizes range from, at least, 0.1 mm to 10 mm maximum dimension.

For all hydrometeors used in this study, the geometries, terminal fall velocities and some further assumptions are summarized in Table 1. Hail is assumed as spherical particles with a (constant) particle density of 920 kg m^{-3} . The cloud ice are hexagonal plates using the relations as given by Mitchell (1996) and for graupel we use a mass-size relation for lump graupel of Locatelli and Hobbs (1974). Note that these are not necessarily the particle properties assumed in the SB2006 two-moment scheme (or later publications using that scheme), but instead the particle properties here are chosen to span a wide, but typical range of parameters. Some more details are discussed in Sects. 2 and 3 of the Online Supplement.

3 Wisner approximation

The classic gravitational collection kernel as it is found in most textbooks (e.g. Rogers and Yau, 1996; Pruppacher and Klett, 1997) is given by

$$K(D_i, D_j) = \frac{\pi}{4} (D_i + D_j)^2 \times |v_i(D_i) - v_j(D_j)| E_{ij}(D_i, D_j) \quad (9)$$

with particle diameters D_i, D_j , terminal fall velocities v_i, v_j and the collision-coalescence or aggregation efficiency E_{ij} . For oblate spheroids the relevant particle diameters are the maximum dimensions while for more complicated geometries one would have to use an area-equivalent spherical diameter perpendicular to the fall direction. Assuming, without loss of generality, that i is the collecting species and j the one which is collected, the spectral collection rate for the species j , i.e., the loss term in the budget

10 equation of the particle size distribution $f_j(D_j)$, is given by

$$\frac{\partial f_j(D_j)}{\partial t} = -\frac{\pi}{4} \int_0^{\infty} (D_i + D_j)^2 f_i(D_i) f_j(D_j) \times |v_i(D_i) - v_j(D_j)| E_{ij}(D_i, D_j) dD_i. \quad (10)$$

As usual, the particle size distribution $f(D)$ is defined as the number of particles per unit volume in the size range $[D, D + dD]$. Multiplication with x_j^n and integration over the internal coordinate D_j leads to the bulk collision rates for the integral moments of the collected species

$$\frac{\partial M_{j,n}}{\partial t} \Big|_{\text{coll},ij} = \frac{\pi}{4} \int_0^{\infty} \int_0^{\infty} (D_i + D_j)^2 f_i(D_i) f_j(D_j) \times |v_i(D_i) - v_j(D_j)| E_{ij}(D_i, D_j) x_j^n dD_i dD_j, \quad (11)$$

15 i.e., $M_{j,1}$ is the mass density L_j of the collected species and $M_{0,j} = N_j$ its number density. The corresponding tendencies of the collecting species are

$$\frac{\partial N_i}{\partial t} = 0 \quad \text{and} \quad \frac{\partial L_i}{\partial t} = -\frac{\partial L_j}{\partial t}. \quad (12)$$

The integral in Eq. (11) is in general very hard to solve analytically, because of the absolute value of the fall speed difference. As mentioned in the introduction, Verlinde et al. (1990) derived a general analytic solution for particle distributions in form of gamma distributions combined with power law relations for the terminal fall velocities. However, this analytic solution leads to the general hypergeometric function which by itself is very difficult to evaluate. In practice, the analytic solution is computationally as expensive as the numerical calculation of the integral itself. Therefore many schemes do still apply the approximation introduced by Wisner et al. (1972) who replaced the actual terminal

- 10 fall velocity by some bulk mean value \bar{v} which does not depend on D . Doing the same also for the collision efficiency yields

$$\frac{\partial M_{j,n}}{\partial t} \Big|_{\text{coll},ij} = \frac{\pi}{4} \bar{E}_{ij} |\bar{v}_{i,n} - \bar{v}_{j,n}| \int_0^\infty \int_0^\infty (D_i + D_j)^2 \times f_i(D_i) f_j(D_j) x_j^n dD_i dD_j, \quad (13)$$

and with

$$15 \quad C_{n,ij} = \int_0^\infty \int_0^\infty (D_i + D_j)^2 f_i(D_i) f_j(D_j) x_j^n dD_i dD_j \quad (14)$$

we can write this as

$$\frac{\partial M_{j,n}}{\partial t} \Big|_{\text{coll},ij} = \frac{\pi}{4} \bar{E}_{ij} |\bar{v}_{i,n} - \bar{v}_{j,n}| C_{n,ij}. \quad (15)$$

With the usual assumptions about the particle size distributions, the remaining integral in $C_{n,ij}$ can be solved quite easily.

- 5 Wisner et al. (1972) specified both bulk terminal fall velocities as the mass-weighted fall speeds. A more detailed analysis of the asymptotic behavior, which should recover the continuous growth equations, shows that the bulk terminal fall velocity of the collecting particles should be weighted with D^2 while the bulk fall speed of the collected particles has to be weighted with $D^2 x$ (Seifert, 2002). When using a two-moment scheme the equation for the number densities should apply D^2 -weighted fall speeds for both

Approximation of bulk collision rates

A. Seifert et al.

Title Page

Abstract

Introduction

Conclusions

References

Tables

Figures

◀

▶

◀

▶

Back

Close

Full Screen / Esc

Printer-friendly Version

Interactive Discussion



10 species. The bulk velocities in the Wisner approximation are therefore calculated by

$$\bar{v}_{i,n} = \frac{\int_0^\infty v_i(D_i) D_i^2 f_i(D_i) dD_i}{\int_0^\infty D_i^2 f_i(D_i) dD_i} \quad (16)$$

$$\bar{v}_{j,n} = \frac{\int_0^\infty v_j(D_j) D_j^2 f_j(D_j) x_j^n dD_j}{\int_0^\infty D_j^2 f_j(D_j) x_j^n dD_j} \quad (17)$$

15 and $n = 0$ applies to number density, $n = 1$ to mass density equation. Note that for the collecting species the bulk velocity does not depend on n , i.e., the same velocity is used for all moments.

4 Variance approximation

The Wisner approximation has one major disadvantage: The collision rate becomes zero when the two bulk velocities are equal. For polydisperse particle size distributions this is, of course, not consistent with the original collection equation. The true bulk
20 collection rate will have a minimum somewhere, but it never becomes zero. One could argue that the small collision rates close to that minimum can be neglected anyway, but this may be a false conclusion. For example, when graupel grows by collection of raindrops, then the small graupel particles have fall speeds which are smaller than those of raindrops, while the large graupel may have higher fall speeds than rain, i.e., during this growth the graupel has to go through the minimum in the collision rate. If the bulk collision rate becomes zero due to the Wisner approximation, it might significantly
5 slow down the growth of graupel because just by collecting rain it is impossible to overcome this singularity.

Murakami (1990) and Mizuno (1990) suggested a new formulation of the Wisner approximation in which they replaced the difference of the weighted means by an ad-hoc parameterization of the velocity difference. This approach is, for example, used by

Title Page

Abstract

Introduction

Conclusions

References

Tables

Figures

◀

▶

◀

▶

Back

Close

Full Screen / Esc

Printer-friendly Version

Interactive Discussion



10 Mansell et al. (2010) as well as Milbrandt and Yau (2005b). The disadvantage of their formulation is that the necessary coefficients cannot be derived, but have to be fitted to the numerical solution of the collision integral. Inspired by the parameterization of Murakami and Mizuno, SB2006 introduced an approximation in which they parameterize the bulk velocity difference by the square root of the 2nd moment of the velocity differences, a quantity which can be calculated analytically.

For the SB2006 variance formulation we write the Wisner approximation as

$$\frac{\partial M_{j,n}}{\partial t} \Big|_{\text{coll},ij} = \frac{\pi}{4} \bar{E}_{ij} \overline{\Delta v_{n,ij}} C_{n,ij} \quad (18)$$

and the bulk velocity difference is parameterized as

$$\overline{\Delta v_{n,ij}} = \left\{ \frac{1}{\mathcal{N}_{n,ij}} \int_0^\infty \int_0^\infty [v_i(D_i) - v_j(D_j)]^2 \times D_i^2 D_j^2 f_i^m(x_i) f_j^m(D_j) x_j^n dD_i dx_j \right\}^{\frac{1}{2}} \quad (19)$$

with the normalization factor $\mathcal{N}_{n,ij}$ given by

$$\mathcal{N}_{n,ij} = \int_0^\infty \int_0^\infty D_i^2 D_j^2 f_i^m(x_i) f_j^m(D_j) x_j^n dD_i dx_j. \quad (20)$$

5 Here we have introduced an additional exponent m following a suggestion of Blahak (2012). SB2006 originally proposed $m = 1$, but this choice is not the only possible one. For the exponent m values between one and two seem reasonable. This exponent modifies the weight of both size distributions and, e.g., by giving more weight to higher moments it essentially shifts the minimum of the collision rate along the internal coordinate (see Sect. 5 and Fig. 16 of the Online Supplement for further details).

Approximation of bulk collision rates

A. Seifert et al.

Title Page

Abstract

Introduction

Conclusions

References

Tables

Figures

◀

▶

◀

▶

Back

Close

Full Screen / Esc

Printer-friendly Version

Interactive Discussion



5 Graupel-rain collection rates

To specify the integrals of the previous section for the riming rate of graupel collecting rain we make the following assumptions

$$f_r(D_r) = N_{0,r} D_r^{\mu_r} \exp(-\lambda_r D_r) \quad (21)$$

$$15 \quad f_g(x_g) = A_g x_g^{\nu_g} \exp(-B_g x_g^{\xi_g}) \quad (22)$$

$$D_g = a_g x_g^{b_g} \quad (23)$$

$$x_r = \frac{\pi}{6} \rho_w D_r^3 \quad (24)$$

$$\nu_g = \alpha_g x_g^{\beta_g} \quad (25)$$

$$\nu_r = \alpha_r - \beta_r \exp(-\gamma_r D_r) \quad (26)$$

$$D_{r,\max} = D_r \exp(\omega_r D_r) \quad (27)$$

For the integral including the cross sectional area

$$5 \quad C_{n,gr} = \int_0^\infty \int_0^\infty [D_g + D_{r,\max}]^2 \quad (28)$$

$$\times f_r(D_r) f_g(D_g) x_r^n dD_r dD_g$$

we find

$$C_{n,gr} = N_g N_r \bar{x}_r^n \left[\delta_{g,2}^* \bar{D}_g^2 + 2\delta_{g,1}^* \bar{D}_g \right] \quad (29)$$

$$\times \frac{\lambda_r^{\mu_r+3n+1}}{(\lambda_r - \omega_r)^{\mu_r+3n+2}} \frac{\Gamma(\mu_r + 3n + 2)}{\Gamma^{1-n}(\mu_r + 1) \Gamma^n(\mu_r + 4)}$$

$$10 \quad + \frac{\lambda_r^{\mu_r+3n+1}}{(\lambda_r - 2\omega_r)^{\mu_r+3n+3}} \frac{\Gamma(\mu_r + 3n + 3)}{\Gamma^{1-n}(\mu_r + 1) \Gamma^n(\mu_r + 4)} \Big],$$

Approximation of bulk collision rates

A. Seifert et al.

Title Page

Abstract

Introduction

Conclusions

References

Tables

Figures

◀

▶

◀

▶

Back

Close

Full Screen / Esc

Printer-friendly Version

Interactive Discussion



with

$$\delta_{g,k}^* = \frac{\Gamma\left(\frac{kb_g + v_g + 1}{\xi_g}\right)}{\Gamma\left(\frac{v_g + 1}{\xi_g}\right)} \left[\frac{\Gamma\left(\frac{v_g + 1}{\xi_g}\right)}{\Gamma\left(\frac{v_g + 2}{\xi_g}\right)} \right]^{kb_g} \quad (30)$$

where $\delta_{g,2}^*$ is equal to δ_g^0 of Eq. (90) of SB2006. Here $\Gamma(\xi)$ is the Gamma function which we evaluate using the method given in Press et al. (1992). With Fortran2008 $\Gamma(\xi)$ becomes part of the Fortran standard and optimized codes should become readily available. Nevertheless, the evaluation of the Gamma function remains time consuming in these relations. In most two-moment bulk schemes the shape parameters like μ_r , v_g , or ξ_g and the particle properties that determine, e.g., b_g or β_g are constant during a simulation and therefore parameters like $\delta_{g,k}^*$ or $\vartheta_{p,m,k}^*$, as given by Eq. (32) below, have to be calculated only once at the initialization of the microphysics scheme. Although, the behavior of the particle sedimentation can be improved by using a diagnostic μ - λ - or shape-slope-relation, i.e., by relating the shape parameters of the size distributions to the slope or mean size of the distribution (Milbrandt and Yau, 2005a; Seifert, 2008; Milbrandt and McTaggart-Cowan, 2010). Unfortunately, this makes it then necessary to recalculate the coefficients which include the Gamma function during runtime. A compromise is to use the shape-slope-relation only for precipitation-sized particles outside the cloud where the gravitational sorting is dominant, but revert to a constant shape parameter inside the clouds where the size distribution is dominated by collision-coalescence and other growth processes. By doing so, most parameters become again constant coefficients and only a few are changing with time. Note that with the new parameterizations suggested here, fewer Gamma functions occur in the relations compared to the SB2006 parameterization which is based purely on power laws.

GMDD

6, 5077–5116, 2013

Approximation of bulk collision rates

A. Seifert et al.

Title Page

Abstract

Introduction

Conclusions

References

Tables

Figures

◀

▶

◀

▶

Back

Close

Full Screen / Esc

Printer-friendly Version

Interactive Discussion



For the bulk velocity difference the assumptions lead to

$$\begin{aligned} \overline{\Delta v}_{n,gr}^2 &= \vartheta_{g,m,2}^* \bar{v}_g^2 - \vartheta_{g,m,1}^* \bar{v}_g \left[\alpha_r - \beta_r \left(1 + \frac{\gamma_r}{m\lambda_r} \right)^\zeta \right] \\ &+ \alpha_r^2 - 2\alpha_r\beta_r \left(1 + \frac{\gamma_r}{m\lambda_r} \right)^\zeta + \beta_r^2 \left(1 + \frac{2\gamma_r}{m\lambda_r} \right)^\zeta \end{aligned} \quad (31)$$

with $\zeta = 3n + m\mu_r + 1$ and

$$\vartheta_{p,m,k}^* = \frac{\Gamma\left(\frac{k\beta_p + 2b_p + m\nu_p + k + 1}{\xi_p}\right)}{\Gamma\left(\frac{2b_p + m\nu_p + k + 1}{\xi_p}\right)} \left[\frac{\Gamma\left(\frac{\nu_p + 1}{\xi_p}\right)}{m\Gamma\left(\frac{\nu_p + 2}{\xi_p}\right)} \right]^{\beta_p} \quad (32)$$

which is a coefficient similar, but not equal, to Eq. (92) of SB2006. Using these approximations the rate equations for all moments can be parameterized. For number and mass densities of rain we find

$$\left. \frac{\partial N_r}{\partial t} \right|_{\text{coll,gr}} = -\frac{\pi}{4} N_g N_r \bar{E}_{gr} \quad (33)$$

$$\begin{aligned} &\times \left[\delta_{g,2}^* \bar{D}_g^2 + 2\delta_{g,1}^* \bar{D}_g (\mu + 1) \frac{\lambda_r^{\mu+1}}{(\lambda_r - \omega_r)^{\mu+2}} \right. \\ &\left. + (\mu + 1)(\mu + 2) \frac{\lambda_r^{\mu+1}}{(\lambda_r - 2\omega_r)^{\mu+3}} \right] \\ &\times \left[\vartheta_{g,m,2}^* \bar{v}_g^2 - \vartheta_{g,m,1}^* \bar{v}_g \left(\alpha_r - \beta_r \left(1 + \frac{\gamma_r}{m\lambda_r} \right)^{m\mu_r + 1} \right) \right. \\ &\left. + \alpha_r^2 - 2\alpha_r\beta_r \left(1 + \frac{\gamma_r}{m\lambda_r} \right)^{m\mu_r + 1} + \beta_r^2 \left(1 + \frac{2\gamma_r}{m\lambda_r} \right)^{m\mu_r + 1} \right]^{\frac{1}{2}} \end{aligned}$$

Approximation of bulk collision rates

A. Seifert et al.

Title Page	
Abstract	Introduction
Conclusions	References
Tables	Figures
◀	▶
◀	▶
Back	Close
Full Screen / Esc	
Printer-friendly Version	
Interactive Discussion	



and

$$\left. \frac{\partial L_r}{\partial t} \right|_{\text{coll,gr}} = -\frac{\pi}{4} N_g L_r \bar{E}_{gr} \quad (34)$$

$$\begin{aligned} & \times \left[\delta_{g,2}^* \bar{D}_g^2 + 2\delta_{g,1}^* \bar{D}_g (\mu + 4) \frac{\lambda_r^{\mu+4}}{(\lambda_r - \omega_r)^{\mu+5}} \right. \\ & \left. + (\mu + 4)(\mu + 5) \frac{\lambda_r^{\mu+4}}{(\lambda_r - 2\omega_r)^{\mu+6}} \right] \\ & \times \left[\vartheta_{g,m,2}^* \bar{v}_g^2 - \vartheta_{g,m,1}^* \bar{v}_g \left(\alpha_r - \beta_r \left(1 + \frac{\gamma_r}{m\lambda_r} \right)^{m\mu_r+4} \right) \right. \\ & \left. + \alpha_r^2 - 2\alpha_r \beta_r \left(1 + \frac{\gamma_r}{m\lambda_r} \right)^{m\mu_r+4} + \beta_r^2 \left(1 + \frac{2\gamma_r}{m\lambda_r} \right)^{m\mu_r+4} \right]^{\frac{1}{2}}. \end{aligned}$$

The resulting approximations using these equations in comparison with the Wisner approximation and the equations given by SB2006 are shown in Figs. 4 and 5 in which the normalized bulk collision rates

$$\mathcal{K}_{N,gr} = \frac{1}{N_r N_g (\bar{D}_r + \bar{D}_g)^2} \left. \frac{\partial N_r}{\partial t} \right|_{\text{coll,gr}} \quad (35)$$

$$\mathcal{K}_{L,gr} = \frac{1}{L_r N_g (\bar{D}_r + \bar{D}_g)^2} \left. \frac{\partial L_r}{\partial t} \right|_{\text{coll,gr}} \quad (36)$$

are compared with the numerical solution. Note that the normalized bulk collision rates have units of m s^{-1} , i.e., they can also be interpreted as collection velocities. These normalized rates or characteristic bulk collection velocities of number and mass give a better visual impression of the agreement with the numerical solution than the collision rates themselves, because the trivial dependencies on the number resp. mass density and the cross sectional area have been removed. For the numerical solution we

Approximation of bulk collision rates

A. Seifert et al.

Title Page	
Abstract	Introduction
Conclusions	References
Tables	Figures
◀	▶
◀	▶
Back	Close
Full Screen / Esc	
Printer-friendly Version	
Interactive Discussion	



Approximation of
bulk collision rates

A. Seifert et al.

Title Page

Abstract

Introduction

Conclusions

References

Tables

Figures

◀

▶

◀

▶

Back

Close

Full Screen / Esc

Printer-friendly Version

Interactive Discussion



have applied the Berry and Reinhardt (1973) higher-order finite difference method on a logarithmic grid with 450 bins (mass doubling every 8th bin). For the particle size distribution of graupel a generalized gamma distribution is assumed with a graupel mass density $L_g = 1 \text{ g m}^{-3}$ and shape parameters $\nu_g = 1$ and $\xi_g = 1$. For rain we assume a gamma distribution in equivalent diameter with $\mu_r = 2$ and $L_r = 1 \text{ g m}^{-3}$.

The Figs. 4 and 5 show the well-known problems of the Wisner approximation, namely that the collision rate becomes zero where the correct solution has its local minimum. This is rectified by the variance approximation and visually the SB2006 formulation is superior to the Wisner approximation using power law fall speeds. Using the more accurate Atlas-type approximation of the terminal fall velocity of raindrops results in a much better agreement with the numerical solution, especially for large mean raindrop diameters. This is the case for both, the Wisner (Figs. 4c and 5c) as well as the variance approximation (Figs. 4d and 5d). Note that this improvement is only achieved by taking into account both, the Atlas-type fall speed and the non-spherical geometry of the raindrops, while the approximation that apply power law fall speeds give better results when combined with a purely spherical geometry as already pointed out by Straka and Gilmore (2006). This error compensation is probably not coincidence, but reflects the consistency of the assumptions. The agreement of the new variance formulation with the numerical solution is very good for the mass collision rate, but larger errors do occur for the number rate, but this is also the case for the Wisner approximation. For both collision rates the optimal values for the tuning parameter, $m = 1.6$ for the mass rate and $m = 2$ for the number rate, have been used for the new variance approximation (cf. Figs. 13 and 14 of the online supplement and corresponding text). A quantitative error analysis is discussed in Sect. 8.

6 Snow-rain collection rates

The collection rate of snow and rain is an example of the case that both terminal fall velocities are approximated by Atlas-type relations. For the raindrops we do again take

into account the non-spherical correction, but for the snowflakes this is already included in the $x_s \sim D_s^2$ relationship. Combined with two Gamma distributions in equivalent diameter the assumptions are

$$f_r(D_r) = N_{0,r} D_r^{\mu_r} \exp(-\lambda_r D_r) \quad (37)$$

$$f_s(D_{eq}) = N_{0,s} D_{eq}^{\mu_s} \exp(-\lambda_s D_{eq}) \quad (38)$$

$$x_s = a_s D_s^2 \quad (39)$$

$$x_r = \frac{\pi}{6} \rho_w D_r^3 \quad (40)$$

$$v_s = \alpha_s - \beta_s \exp(-\gamma_s D_{eq}) \quad (41)$$

$$v_r = \alpha_r - \beta_r \exp(-\gamma_r D_r) \quad (42)$$

$$D_{r,\max} = D_r \exp(\omega_r D_r) \quad (43)$$

Note that both D_{eq} and D_r are equivalent diameters, i.e., the diameter of a liquid water sphere. Here D_{eq} is used for the equivalent diameter of snowflakes and D_r for the equivalent diameter of raindrops while D_s and $D_{r,\max}$ are the corresponding maximum dimensions.

5 For the collection kernel we use the approximation (Connolly et al., 2012)

$$K(D_r, D_{eq}) = \left[A_r^{\frac{1}{2}} + A_s^{\frac{1}{2}} \right]^2 |v_r - v_s| E_{sr} \quad (44)$$

$$= \frac{\pi}{4} \left[D_{r,\max}(D_r) + \hat{a}_s^{\frac{1}{2}} D_s(D_{eq}) \right]^2$$

$$\times |v_r(D_r) - v_s(D_{eq})| E_{sr}$$

which takes into account the area ratio of snow \hat{a}_s . Alternatively, one could say that for snowflakes $\hat{a}_s^{\frac{1}{2}} D_s$ is the area-equivalent spherical diameter perpendicular to the fall direction.

Approximation of bulk collision rates

A. Seifert et al.

Title Page

Abstract

Introduction

Conclusions

References

Tables

Figures

◀

▶

◀

▶

Back

Close

Full Screen / Esc

Printer-friendly Version

Interactive Discussion



With these assumptions we find the bulk collision rates for the number density

$$\begin{aligned}
 5 \quad \frac{\partial N_r}{\partial t} \Big|_{\text{coll,sr}} &= -\frac{\pi}{4} N_s N_r \bar{E}_{sr} \\
 &\times \left[\hat{a}_s \bar{D}_s^2 + 2\delta_s^* \bar{D}_s \hat{a}_s^{\frac{1}{2}} (\mu_r + 1) \frac{\lambda_r^{\mu+1}}{(\lambda_r - \omega_r)^{\mu_r+2}} \right. \\
 &\left. + (\mu_r + 1)(\mu_r + 2) \frac{\lambda_r^{\mu+1}}{(\lambda_r - 2\omega_r)^{\mu_r+3}} \right] \\
 &\times \left[(\alpha_s - \alpha_r)^2 - 2\beta_r (\alpha_r - \alpha_s) \left(1 + \frac{\gamma_r}{m\lambda_r} \right)^{-(m\mu_r+1)} \right. \\
 &\left. - 2\beta_s (\alpha_s - \alpha_r) \left(1 + \frac{\gamma_s}{m\lambda_s} \right)^{-(m\mu_s+1)} \right. \\
 10 \quad &+ \beta_r^2 \left(1 + \frac{2\gamma_r}{m\lambda_r} \right)^{-(m\mu_r+1)} + \beta_s^2 \left(1 + \frac{2\gamma_s}{m\lambda_s} \right)^{-(m\mu_s+1)} \\
 &\left. - \beta_r \beta_s \left(1 + \frac{\gamma_r}{m\lambda_r} \right)^{-(m\mu_r+1)} \left(1 + \frac{\gamma_s}{m\lambda_s} \right)^{-(m\mu_s+1)} \right]^{\frac{1}{2}}
 \end{aligned} \tag{45}$$

Approximation of bulk collision rates

A. Seifert et al.

Title Page

Abstract

Introduction

Conclusions

References

Tables

Figures

◀

▶

◀

▶

Back

Close

Full Screen / Esc

Printer-friendly Version

Interactive Discussion



and mass density

$$\left. \frac{\partial L_r}{\partial t} \right|_{\text{coll, sr}} = -\frac{\pi}{4} N_s L_r \bar{E}_{sr} \quad (46)$$

$$\times \left[\hat{a}_s \bar{D}_s^2 + 2\delta_s^* \bar{D}_s \hat{a}_s^{\frac{1}{2}} (\mu_r + 4) \frac{\lambda_r^{\mu+4}}{(\lambda_r - \omega_r)^{\mu_r+5}} \right. \\ \left. + (\mu_r + 4)(\mu_r + 5) \frac{\lambda_r^{\mu+4}}{(\lambda_r - 2\omega_r)^{\mu_r+6}} \right] \\ \times \left[(\alpha_s - \alpha_r)^2 - 2\beta_r (\alpha_r - \alpha_s) \left(1 + \frac{\gamma_r}{m\lambda_r} \right)^{-(m\mu_r+4)} \right. \\ \left. - 2\beta_s (\alpha_s - \alpha_r) \left(1 + \frac{\gamma_s}{m\lambda_s} \right)^{-(m\mu_s+1)} \right. \\ \left. + \beta_r^2 \left(1 + \frac{2\gamma_r}{m\lambda_r} \right)^{-(m\mu_r+4)} + \beta_s^2 \left(1 + \frac{2\gamma_s}{m\lambda_s} \right)^{-(m\mu_s+1)} \right. \\ \left. - \beta_r \beta_s \left(1 + \frac{\gamma_r}{m\lambda_r} \right)^{-(m\mu_r+4)} \left(1 + \frac{\gamma_s}{m\lambda_s} \right)^{-(m\mu_s+1)} \right]^{\frac{1}{2}}$$

with

$$\delta_s^* = \frac{\Gamma(\mu_s + \frac{5}{2})}{\Gamma^{\frac{1}{2}}(\mu_s + 1) \Gamma^{\frac{1}{2}}(\mu_s + 4)}. \quad (47)$$

Figures 6 and 7 compare the four different parameterizations for the bulk collision rates. For both, rain and snow, we assume a gamma distribution in equivalent diameter with a mass density of $L_r = L_s = 1 \text{ g m}^{-3}$ and the shape parameters are $\mu_r = 2$ and $\mu_s = 2$. For the collision rate of rain and snow the standard Wisner approximation with power law fall gives reasonable results except for the minimum of the collision rate which occurs

Approximation of bulk collision rates

A. Seifert et al.

Title Page

Abstract

Introduction

Conclusions

References

Tables

Figures

◀

▶

◀

▶

Back

Close

Full Screen / Esc

Printer-friendly Version

Interactive Discussion



Approximation of bulk collision rates

A. Seifert et al.

Title Page

Abstract

Introduction

Conclusions

References

Tables

Figures

◀

▶

◀

▶

Back

Close

Full Screen / Esc

Printer-friendly Version

Interactive Discussion



for drizzle drops. This is fixed by the SB2006 approximation which gives a good approximation of the whole size range. The Wisner approximation with Atlas-type fall speeds can improve the collision rates for the very large raindrops when compared to SB2006, but again suffers from the misrepresentation of the minimum. The new variance approximation is therefore the best parameterization as it combines both improvements over the classic Wisner approximation. To achieve the good agreement the calibration exponent m is necessary, here we find $m = 1.5$ for mass and $m = 2$ for number.

7 Selfcollection of snow

Selfcollection rates, i.e., loss of particles due to collisions with particles of the same species, cannot be parameterized by the Wisner approximation. Therefore most double-moment schemes revert to look-up tables and some apply the analytic solution of Verlinde et al. (1990). The latter is restricted to power law fall speed relations and leads to a parameterization that includes the Gaussian hypergeometric function.

With the assumptions

$$f_s(D_{eq}) = N_{0,s} D_{eq}^{\mu_s} \exp(-\lambda_s D_{eq}) \quad (48)$$

$$D_s = a_s^{-\frac{1}{2}} x_s^{\frac{1}{2}} = \left(\frac{\pi \rho_w}{6 a_s} \right)^{\frac{1}{2}} D_{eq}^{\frac{3}{2}} \quad (49)$$

$$v_s = \alpha_s - \beta_s \exp(-\gamma_s D_{eq}) \quad (50)$$

the variance approximation can easily be applied to the selfcollection rate of snowflakes and the resulting parameterization

$$\left. \frac{\partial N_s}{\partial t} \right|_{\text{coll,ss}} = -\frac{\pi}{2\sqrt{2}} \beta_s N_s^2 \bar{D}_s^2 \hat{a}_s \left(1 + \delta_s^{*2} \right) \quad (51)$$

$$\times \left[\left(1 + \frac{2\gamma_s}{m\lambda_s} \right)^{-(m\mu_s+1)} - \left(1 + \frac{\gamma_s}{m\lambda_s} \right)^{-2(m\mu_s+1)} \right]^{\frac{1}{2}}$$

15 is relatively simple and computationally efficient. A comparison with the numerical so-
 lution of the integral for $L_s = 1 \text{ g m}^{-3}$ is given in Fig. 8 for two values of the shape
 parameter μ_s . This shows that the parameterization provides a good but not perfect
 approximation and is able to capture the dependency on the shape parameter μ_s cor-
 20 rectly. For the calibration exponent we have chosen $m = 1$. Taking into account the
 Atlas-type fall speed relation is clearly superior to the simple power law fall speed of
 the SB2006 formulation which is shown for comparison.

8 Other collection rates

The previous sections have shown three examples of hydrometeor collision rates which
 include non-spherical particles and applying an Atlas-type fall speed approximation and
 the variance formulation of the differential fall velocity seems to be an appropriate pa-
 5 rameterization. This basically applies to all collision rates that include either raindrops
 or snowflakes. Further examples are discussed in the online supplement. Here we
 show some quantitative error measures which help to summarize the quality of the var-
 ious approximations for such collision interactions. As error measures we have chosen
 the root mean square error (RMSE)

$$10 \text{ RMSE}_{\phi,ij} = \sqrt{\frac{1}{n} \sum_{j=1}^n (\mathcal{K}_{\phi,ij,\text{num}} - \mathcal{K}_{\phi,ij,\text{para}})^2} \quad (52)$$

and the symmetric mean absolute percentage error (SMAPE)

$$\text{SMAPE}_{\phi,ij} = \frac{1}{n} \sum_{j=1}^n \frac{|\mathcal{K}_{\phi,ij,\text{num}} - \mathcal{K}_{\phi,ij,\text{para}}|}{\mathcal{K}_{\phi,ij,\text{num}} + \mathcal{K}_{\phi,ij,\text{para}}}. \quad (53)$$

Here ϕ can either be N for the number rate or L for the mass rate, and i, j identify
 the chosen binary collision interaction. Using a simple relative error instead of SMAPE

15 would give an advantage to the Wisner approximation, because in the standard relative error overestimations are more strongly penalized than underestimations. Note that the RMSE depends strongly on the normalization of the rates. Applying the RMSE directly to the number and mass rates can give very misleading results, because then only some asymptotic regime may dominate the error. Using the normalization

$$20 \quad \mathcal{K}_{N,ij} = \frac{1}{N_i N_j (\bar{D}_i + \bar{D}_j)^2} \left. \frac{\partial N_i}{\partial t} \right|_{\text{coll},ij} \quad (54)$$

$$\mathcal{K}_{L,ij} = \frac{1}{L_i N_j (\bar{D}_i + \bar{D}_j)^2} \left. \frac{\partial L_i}{\partial t} \right|_{\text{coll},ij} \quad (55)$$

is an attempt to give the errors of all particle sizes a more similar weight.

The quantitative results for seven different collisions including either rain or snow and other species like graupel, hail or cloud ice in form of hexagonal plates are shown in Fig. 9. When using SMAPE as a metric the most difficult collision interaction is the one between cloud ice and snow, because the fall speeds of both species are very similar. Here both Wisner approximations lead to large errors in SMAPE of about 20-35 %, but with the new variance approximation this error can be reduced below 10 %. Especially in SMAPE, but also for RMSE the new parameterization is in general superior to the older formulations. That the variance approximation is slightly worse than the Wisner approximation for the collection of snow by hail is due to the fact that the variance approximation is not asymptotically consistent with the continuous growth solution, at least not perfectly, but for the hail-snow collection the errors of all parameterization are actually small. In that case the Wisner approximation would be, on one hand, the method of choice, if computational efficiency is important. On the other hand, the variance approximation may be more flexible and robust, e.g., in case of sensitivity studies in which the fall speeds of hail and snow are changed.

Approximation of bulk collision rates

A. Seifert et al.

Title Page	
Abstract	Introduction
Conclusions	References
Tables	Figures
◀	▶
◀	▶
Back	Close
Full Screen / Esc	
Printer-friendly Version	
Interactive Discussion	



9 Conclusions

We have presented an approach for the approximation of bulk collision rates of non-spherical hydrometeors undergoing binary collisions. Following Seifert and Beheng (2006) we use the variance approximation of the differential fall speed to arrive at integrals that can be evaluated analytically. The resulting parameterization equations are more complicated than the standard Wisner approximation which is so far used in most atmospheric models, but given that those parameterizations are only a very small part of a numerical weather prediction or cloud resolving model the additional computational expense might be acceptable. The error of the approximations is still significant, but the symmetric mean absolute percentage error (SMAPE) is in general below 10 %. Given the numerous uncertainties and assumptions in such schemes like particle geometries, terminal fall velocity, collision and sticking efficiencies, particle size distributions etc., this error seems acceptable.

To achieve the best possible result for a specific collection rate a calibration of the ansatz using the exponent m , cf. Eq. (19), is necessary, but in most cases $m = 1.5$ for mass and $m = 2$ for number rates of the interaction of two different species, and $m = 1$ for selfcollection provides a good approximation.

Whether the analytic approximations resulting from the variance approach are computationally more efficient than a look-up table will depend on the specific implementation and even more on the detailed architecture, cache size and memory bandwidth of the processor, i.e., whether the performance of the model is already limited by memory bandwidth. In such cases the look-up table leads to additional memory access which can become a serious performance issue and the additional floating point operations necessary for the analytic equations of the variance approximation can then be the smaller computational burden.

How the revised and improved formulations of the terminal fall velocities and the bulk collision rates affect the simulations of clouds and precipitation will be investigated in a future study.

GMDD

6, 5077–5116, 2013

Approximation of bulk collision rates

A. Seifert et al.

Title Page

Abstract

Introduction

Conclusions

References

Tables

Figures

◀

▶

◀

▶

Back

Close

Full Screen / Esc

Printer-friendly Version

Interactive Discussion



Approximation of bulk collision rates

A. Seifert et al.

Title Page

Abstract

Introduction

Conclusions

References

Tables

Figures

◀

▶

◀

▶

Back

Close

Full Screen / Esc

Printer-friendly Version

Interactive Discussion



The Fortran code to evaluate, test and optimize the variance approximation of the bulk collision integrals for a given set of particle assumptions is available from the corresponding author. It is planned to make this code publicly available as part of the UCLA-LES code at <http://gitorious.org/uclales> when the new relations have been implemented and tested in the SB two-moment microphysics scheme.

Supplementary material related to this article is available online at <http://www.geosci-model-dev-discuss.net/6/5077/2013/gmdd-6-5077-2013-supplement..pdf>.

Acknowledgements. We thank Klaus D. Beheng for numerous comments on the manuscript. This research was carried out as part of the Hans Ertel Centre for Weather Research. This research network of Universities, Research Institutes and the Deutscher Wetterdienst is funded by the BMVBS (Federal Ministry of Transport, Building and Urban Development).

References

- Abraham, F.: Functional dependence of drag coefficient of a sphere on Reynolds number, *Phys. Fluids*, 13, 2194–2195, 1970.
- Atlas, D., Srivastava, R., and Sekhon, R.: Doppler radar characteristics of precipitation at vertical incidence, *Rev. Geophys. Space Phys.*, 11, 1–35, 1973.
- Baldauf, M., Seifert, A., Förstner, J., Majewski, D., and Raschendorfer, M.: Operational convective-scale numerical weather prediction with the COSMO model: description and sensitivities, *Mon. Wea. Rev.*, 139, 3887–3905, 2011.
- Beard, K. and Chuang, C.: A new model for the equilibrium shape of raindrops, *J. Atmos. Sci.*, 44, 1509–1524, 1987.
- Beard, K. V.: Terminal Velocity and Shape of Cloud and Precipitation Drops Aloft, *J. Atmos. Sci.*, 33, 851–864, 1976.
- Berry, E. and Reinhardt, R.: Modeling of condensation and collection within clouds, *Phys. Sci. Publ.* 16, Desert Res. Inst., Univ. of Nevada, 1973.

- 20 Best, A.: Empirical formulae for terminal velocity of water drops falling through the atmosphere, *Quart. J. Roy. Met. Soc.*, 76, 302–311, 1950.
- Blahak, U.: Accurate approximation of complete and incomplete collision integrals for use in bulk ice phase schemes and application to the riming parameterization, in: *Proc. 16th Int. Conf. Clouds and Precip.*, Leipzig, Germany, 2012.
- 25 Böhm, H.: A general equation for the terminal fall speed of solid hydrometeors, *J. Atmos. Sci.*, 46, 2419–2427, 1989.
- Böhm, J. P.: A general hydrodynamic theory for mixed-phase microphysics. Part I: drag and fall speed of hydrometeors, *Atmos. Res.*, 27, 253–274, 1992.
- Chuang, C. and Beard, K.: A Numerical Model for the Equilibrium Shape of Electrified Raindrops, *J. Atmos. Sci.*, 47, 1374–1389, 1990.
- 30 Connolly, P. J., Emersic, C., and Field, P. R.: A laboratory investigation into the aggregation efficiency of small ice crystals, *Atmos. Chem. Phys.*, 12, 2055–2076, doi:10.5194/acp-12-2055-2012, 2012.
- Ćurić, M. and Janc, D.: Analysis of collection equation solutions under truncated size spectrum assumption for hydrometeors, *Atmos. Res.*, 96, 378–387, 2010.
- Doms, G. and Schättler, U.: A Description of the Nonhydrostatic Regional Model LM, Part I: Dynamics and Numerics, Offenbach, Germany, 2002.
- 5 Field, P., Hogan, R., Brown, P., Illingworth, A., Choulaton, T., and Cotton, R.: Parametrization of ice-particle size distributions for mid-latitude stratiform cloud, *Quart. J. Roy. Met. Soc.*, 131, 1997–2017, 2005.
- Field, P. R., Heymsfield, A. J., and Bansemer, A.: Determination of the Combined Ventilation Factor and Capacitance for Ice Crystal Aggregates from Airborne Observations in a Tropical Anvil Cloud, *J. Atmos. Sci.*, 65, 376–391, 2008.
- 10 Gaudet, B. and Schmidt, J.: Assessment of hydrometeor collection rates from exact and approximate equations. Part I: A new approximate scheme, *J. Atmos. Sci.*, 62, 143–159, 2005.
- Gaudet, B. J. and Schmidt, J. M.: Assessment of hydrometeor collection rates from exact and approximate equations. Part II: Numerical bounding, *J. Appl. Met.*, 46, 82–96, 2007.
- 15 Heymsfield, A. J.: Properties of Tropical and Midlatitude Ice Cloud Particle Ensembles. Part I: Median Mass Diameters and Terminal Velocities, *J. Atmos. Sci.*, 60, 2573–2591, 2003.
- Kessler, E.: On the distribution and continuity of water substance in atmospheric circulations, *Meteor. Monogr.* 32, Amer. Meteor. Soc., Boston, 1969.

Approximation of bulk collision rates

A. Seifert et al.

Title Page

Abstract

Introduction

Conclusions

References

Tables

Figures

◀

▶

◀

▶

Back

Close

Full Screen / Esc

Printer-friendly Version

Interactive Discussion



Approximation of bulk collision rates

A. Seifert et al.

Title Page

Abstract

Introduction

Conclusions

References

Tables

Figures

◀

▶

◀

▶

Back

Close

Full Screen / Esc

Printer-friendly Version

Interactive Discussion



- 20 Khvorostyanov, V. and Curry, J.: Terminal velocities of droplets and crystals: Power laws with continuous parameters over the size spectrum, *J. Atmos. Sci.*, 59, 1872–1884, 2002.
- Khvorostyanov, V. and Curry, J.: Fall velocities of hydrometeors in the atmosphere: Refinements to a continuous analytical power law, *J. Atmos. Sci.*, 62, 4343–4357, 2005.
- Kogan, Y. and Shapiro, A.: The simulation of a convective cloud in a 3D model with explicit microphysics: Part II - Dynamical and microphysical aspects of cloud merger, *J. Atmos. Sci.*, 53, 2525–2545, 1996.
- 25 Lin, Y.-L., Farley, R. D., and Orville, H.: Bulk parameterization of the snow field in a cloud model, *J. Clim. Appl. Meteorol.*, 22, 1065–1092, 1983.
- Liu, J. Y. and Orville, H. D.: Numerical modeling of precipitation and cloud shadow effects on mountain induced cumuli, *J. Atmos. Sci.*, 26, 1283–1298, 1969.
- 30 Locatelli, J. D. and Hobbs, P. V.: Fall Speeds and Masses of Solid Precipitation Particles, *J. Geophys. Res.*, 79, 2185–2197, 1974.
- Mansell, E. R., Ziegler, C. L., and Bruning, E. C.: Simulated Electrification of a Small Thunderstorm with Two-Moment Bulk Microphysics, *J. Atmos. Sci.*, 171–194, 2010.
- Milbrandt, J. and Yau, M.: A Multimoment Bulk Microphysics Parameterization. Part I: Analysis of the Role of the Spectral Shape Parameter, *J. Atmos. Sci.*, 62, 3051–3064, 2005a.
- Milbrandt, J. and Yau, M.: A Multimoment Bulk Microphysics Parameterization. Part II: A Proposed Three-Moment Closure and Scheme Description, *J. Atmos. Sci.*, 62, 3065–3081, 2005b.
- 5 Milbrandt, J. A. and McTaggart-Cowan, R.: Sedimentation-Induced Errors in Bulk Microphysics Schemes, *J. Atmos. Sci.*, 67, 3931–3948, 2010.
- Mitchell, D.: Use of mass- and area-dimensional power laws for determining precipitation particle terminal velocities, *J. Atmos. Sci.*, 53, 1710–1723, 1996.
- Mizuno, H.: Parameterization of the Accretion Process between Different Precipitation Elements, *J. Met. Soc. Jap.*, 68, 395–398, 1990.
- Murakami, M.: Numerical Modeling of Dynamical and Microphysical Evolution of an Isolated Convective Cloud - The 19 July 1981 CCOPE Cloud, *J. Met. Soc. Jap.*, 68, 107–128, 1990.
- 15 Press, W. H., Teukolsky, S. A., Vetterling, W. T., and Flannery, B. P.: *Numerical Recipes in FORTRAN*, Cambridge University Press, Cambridge, 1992.
- Pruppacher, H. R. and Klett, J. D.: *Microphysics of Clouds and Precipitation*, Kluwer Academic Publishers, Dordrecht, 1997.

Approximation of bulk collision rates

A. Seifert et al.

Title Page

Abstract

Introduction

Conclusions

References

Tables

Figures

◀

▶

◀

▶

Back

Close

Full Screen / Esc

Printer-friendly Version

Interactive Discussion



- Rogers, R. R. and Yau, M. K.: A Short Course in Cloud Physics, Butterworth Heinemann, Woburn, MA, 1996.
- Rogers, R. R., Baumgardner, D., Ethier, S. A., Carter, D. A., and Ecklund, W. L.: Comparison of Raindrop Size Distributions Measured by Radar Wind Profiler and by Airplane, *J. Appl. Met.*, 32, 694–699, 1993.
- Saleeby, S. M. and Cotton, W. R.: A Binned Approach to Cloud-Droplet Riming Implemented in a Bulk Microphysics Model, *J. Appl. Meteor. Climatol.*, 47, 694–703, 2008.
- Seifert, A.: Parametrisierung wolkenmikrophysikalischer Prozesse und Simulation konvektiver Mischwolken, Ph.D. thesis, Institut für Meteorologie und Klimaforschung, Universität Karlsruhe, Karlsruhe (in German), 2002.
- Seifert, A.: On the parameterization of evaporation of raindrops as simulated by a one-dimensional rainshaft model, *J. Atmos. Sci.*, 65, 3608–3619, 2008.
- Seifert, A. and Beheng, K.: A two-moment cloud microphysics parameterization for mixed-phase clouds. Part I: Model Description, *Meteorol. Atmos. Phys.*, 92, 45–66, 2006.
- Straka, J.: Cloud and precipitation microphysics: principles and parameterizations, Cambridge University Press, 2009.
- Straka, J. M. and Gilmore, M. S.: Does the influence of oblate-like distortions in larger raindrops make a difference in collection and evaporation parameterizations?, *J. Appl. Met.*, 45, 1582–1591, 2006.
- Szakall, M., Mitra, S. K., Diehl, K., and Borrmann, S.: Shapes and oscillations of falling raindrops - A review, *Atmos. Res.*, 97, 416–425, 2010.
- Thompson, G., Field, P. R., Rasmussen, R. M., and Hall, W. D.: Explicit Forecasts of Winter Precipitation Using an Improved Bulk Microphysics Scheme. Part II: Implementation of a New Snow Parameterization, *Mon. Wea. Rev.*, 136, 5095–5115, 2008.
- Verlinde, J., Flatau, P. J., and Cotton, W. R.: Analytical Solutions to the Collection Growth Equation: Comparison with Approximate Methods and Application to Cloud Microphysics Parameterization Schemes, *J. Atmos. Sci.*, 47, 2871–2880, 1990.
- Walko, R. L., Cotton, W. R., Meyers, M. P., and Harrington, J. Y.: New RAMS cloud microphysics parameterization. Part I: The single-moment scheme, *Atmos. Res.*, 38, 29–62, 1995.
- Westbrook, C., Ball, R., Field, P., and Heymsfield, A.: Universality in snowflake aggregation, *Geophys. Res. Lett.*, 31, 2004a.
- Westbrook, C., Ball, R., Field, P., and Heymsfield, A.: Theory of growth by differential sedimentation, with application to snowflake formation, *Phys. Rev. E*, 70, 2004b.

Wilson, D. R. and Ballard, S. P.: A microphysically based precipitation for the UK Meteorological Office Unified Model, Quart. J. Roy. Met. Soc., 125, 1607–1636, 1999.

650

Wisner, C., Orville, H. D., and Myers, C.: A numerical model of a hail-bearing cloud, J. Atmos. Sci., 29, 1160–1181, 1972.

GMDD

6, 5077–5116, 2013

Approximation of bulk collision rates

A. Seifert et al.

Title Page

Abstract

Introduction

Conclusions

References

Tables

Figures



Back

Close

Full Screen / Esc

Printer-friendly Version

Interactive Discussion



Approximation of bulk collision rates

A. Seifert et al.

Table 1. Coefficients for the mass-size relation $x = \hat{a}D^{\hat{b}}$, the maximum dimension as function of particle mass $D = ax^b$, the power law terminal fall velocity $v(x) = \hat{\alpha}x^{\hat{\beta}}$ of particles with mass x and the shape parameters of the Gamma distributions $f(x) = Ax^{\nu} \exp(-Bx^{\xi})$ and $f(D_{eq}) = N_0 D_{eq}^{\mu} \exp(-\lambda D_{eq})$. Note that for the raindrops only the spherical geometry is given here, but the non-spherical correction is taken into account explicitly by $D_{r,max} = D_r \exp(\omega_r D_r)$. For the area-size relation we give the pre-factor γ_A in the formula $A = \gamma_A D^2$ where A is the cross sectional area and D is the maximum dimension.

	a	b	\hat{a}	\hat{b}	$\hat{\alpha}$	$\hat{\beta}$	ν	ξ	μ	γ_A
raindrops	$\pi\rho_w/6$	3.0	–	–	159.0	0.2667	0.0	1/3	2.0	$\pi/4$
snowflakes	0.038	2.0	5.13	0.5	8.294	0.125	0.0	1/3	2.0	$0.45(\pi/4)$
graupel	19.51	2.8	0.346	0.357	17.5	0.17	1.0	1.0	–	$\pi/4$
hail	500.1	3.18	0.142	0.314	33.	0.187	1.0	1/3	5.0	$\pi/4$
cloud ice	1.588	2.564	0.835	0.390	27.7	0.216	0.0	1/3	2.0	$3/8\sqrt{3}$

Title Page

Abstract Introduction

Conclusions References

Tables Figures

◀ ▶

◀ ▶

Back Close

Full Screen / Esc

Printer-friendly Version

Interactive Discussion



Approximation of bulk collision rates

A. Seifert et al.

Title Page

Abstract

Introduction

Conclusions

References

Tables

Figures

◀

▶

◀

▶

Back

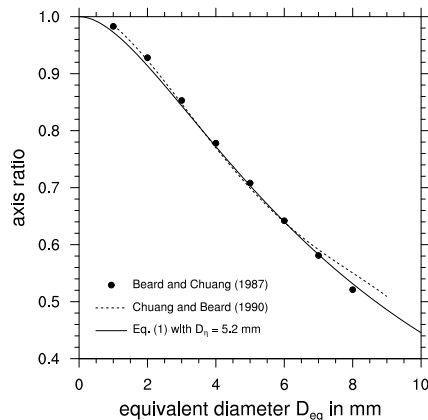
Close

Full Screen / Esc

Printer-friendly Version

Interactive Discussion

a) axis ratio of raindrops



b) Maximum dimension of raindrops

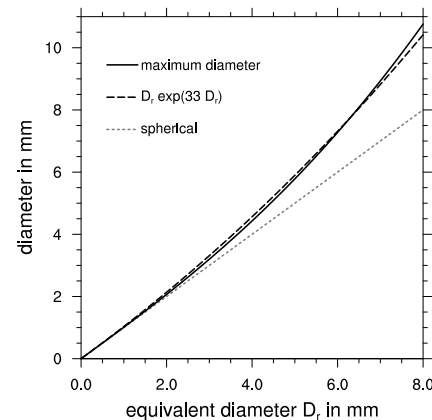
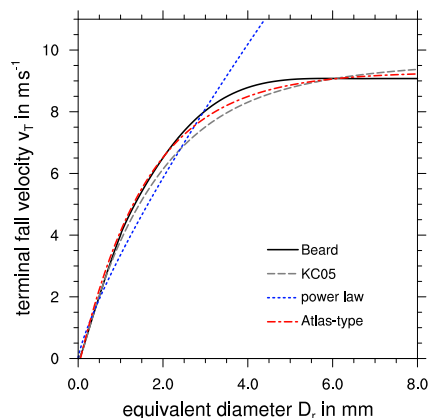


Fig. 1. Parameterization relations for non-spherical geometry of raindrops. The axis ratio as a function of equivalent diameter (left) following from Eq. (2) with $D_n = 5.2$ mm, the results of the Beard and Chuang (1987) model and the polynomial fit of Chuang and Beard (1990). For the maximum diameter as a function of the equivalent diameter (right) the explicit relation $D_{r,max} = D_r \exp(\omega_r D_r)$ with $\omega_r = 33$ m is used as an approximation to the implicit relation given by Eq. (2).

Approximation of
bulk collision rates

A. Seifert et al.

a) terminal fall velocity of raindrops



b) terminal fall velocity of raindrops (log-log axis)

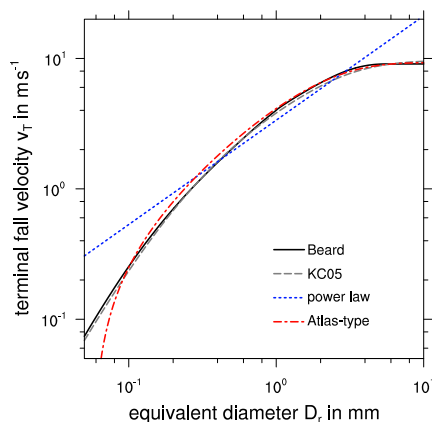


Fig. 2. Terminal fall velocity of raindrops as function of equivalent diameter using different approaches. The empirical relation of Beard (black solid line) is regarded as the reference. The aerodynamic theory of Khvorostyanov Curry (2002) can explain the empirical behavior, but significant differences exist (grey dashed line). The power law approximation (blue dotted line) is in general inappropriate, but the Atlas-type relation (red dash-dotted line) gives a good approximation for raindrops larger than 0.1 mm.

Title Page

Abstract

Introduction

Conclusions

References

Tables

Figures

◀

▶

◀

▶

Back

Close

Full Screen / Esc

Printer-friendly Version

Interactive Discussion



Approximation of
bulk collision rates

A. Seifert et al.

Title Page

Abstract

Introduction

Conclusions

References

Tables

Figures

◀

▶

◀

▶

Back

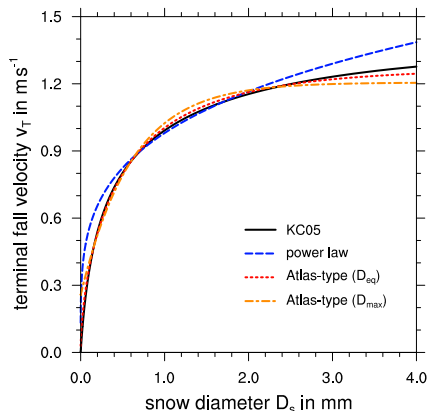
Close

Full Screen / Esc

Printer-friendly Version

Interactive Discussion

a) terminal fall velocity of snowflakes



b) terminal fall velocity of snowflakes (lin-log axis)

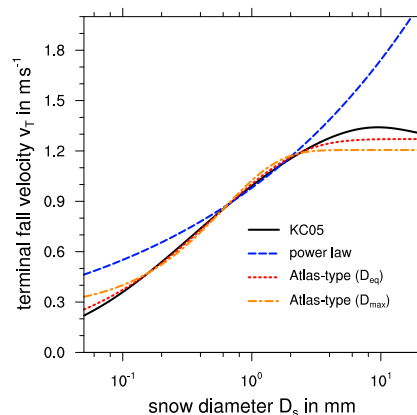
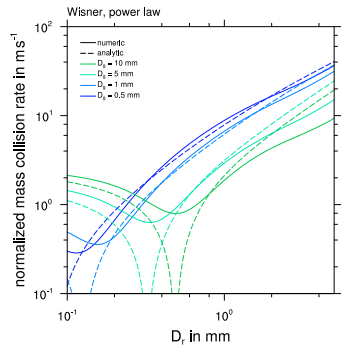
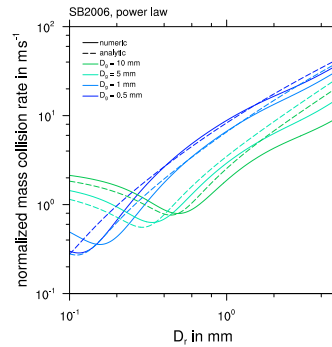


Fig. 3. Terminal fall velocity of snowflakes with the mass-size relation $x = 0.038D_s^2$ and a constant area ratio of $\hat{a}_s = 0.45$. As reference we use the aerodynamic theory of Khvorostyanov and Curry (2002, 2005) (black solid line). The approximations are a power law (blue dashed) and an Atlas-type relation using either equivalent diameter (red dashed) or the maximum dimension (orange dashed).

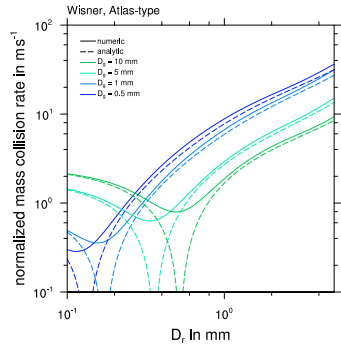
a) Wisner approx. using power-law fall speed



b) SB2006 using power-law fall speed



c) Wisner approx. using Atlas-type fall speed



d) Variance approx. using Atlas-type fall speed

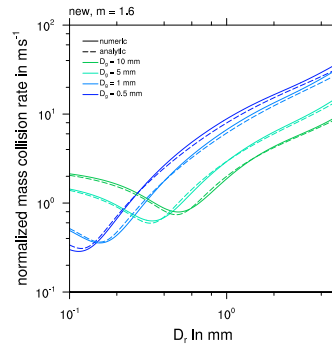


Fig. 4. Normalized mass collision rate for graupel and rain using different approximations (dashed) compared to a numerical solution of the collision integral (solid) as a function of the raindrop mean volume diameter for different mean volume diameters of the graupel size distribution.

[Title Page](#)
[Abstract](#) [Introduction](#)
[Conclusions](#) [References](#)
[Tables](#) [Figures](#)
[⏪](#) [⏩](#)
[◀](#) [▶](#)
[Back](#) [Close](#)
[Full Screen / Esc](#)
[Printer-friendly Version](#)
[Interactive Discussion](#)



Approximation of bulk collision rates

A. Seifert et al.

Title Page

Abstract

Introduction

Conclusions

References

Tables

Figures



Back

Close

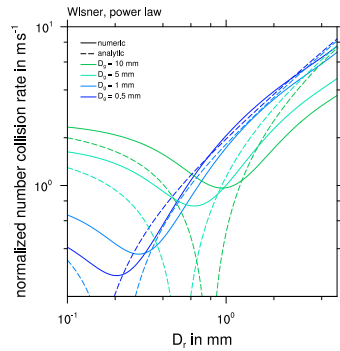
Full Screen / Esc

Printer-friendly Version

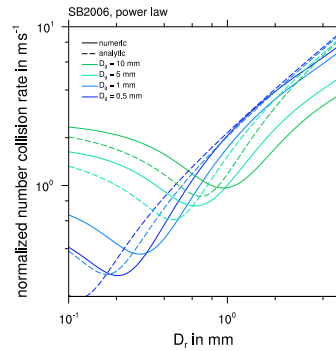
Interactive Discussion



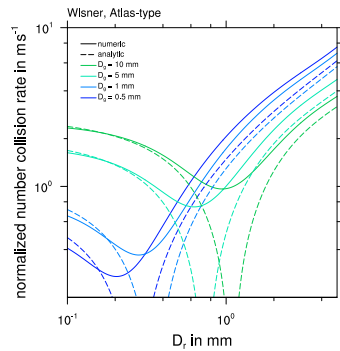
a) Wisner approx. using power-law fall speed



b) SB2006 using power-law fall speed



c) Wisner approx. using Atlas-type fall speed



d) Variance approx. using Atlas-type fall speed

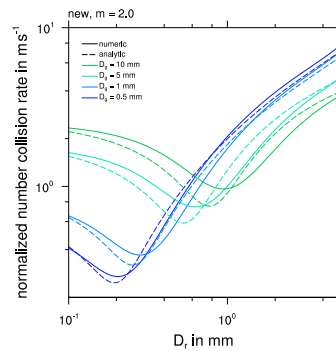
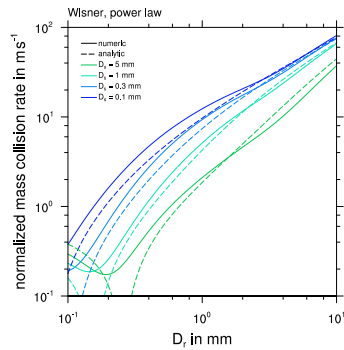


Fig. 5. As Fig. 4, but for the normalized number collision rate of graupel and rain.

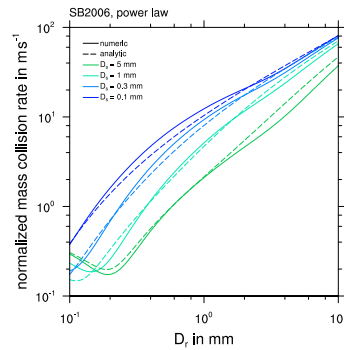
Approximation of bulk collision rates

A. Seifert et al.

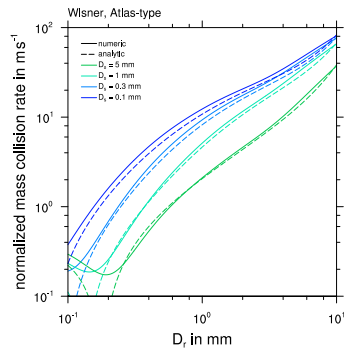
a) Wisner approx. using power-law fall speeds



b) SB2006 using power-law fall speeds



c) Wisner approx. using Atlas-type fall speeds



d) Variance approx. using Atlas-type fall speeds

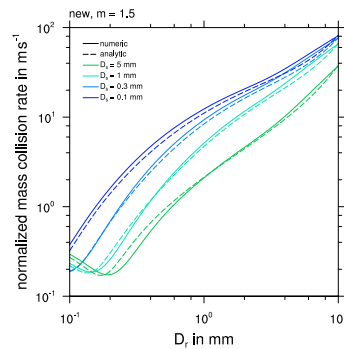


Fig. 6. Normalized mass collision rate for snow and rain using different approximations (dashed) compared to a numerical solution of the collision integral (solid) as a function of the raindrop mean volume diameter for different mean volume diameters of the snow size distribution.

[Title Page](#)
[Abstract](#) [Introduction](#)
[Conclusions](#) [References](#)
[Tables](#) [Figures](#)
[⏪](#) [⏩](#)
[◀](#) [▶](#)
[Back](#) [Close](#)
[Full Screen / Esc](#)
[Printer-friendly Version](#)
[Interactive Discussion](#)



Approximation of bulk collision rates

A. Seifert et al.

Title Page

Abstract

Introduction

Conclusions

References

Tables

Figures



Back

Close

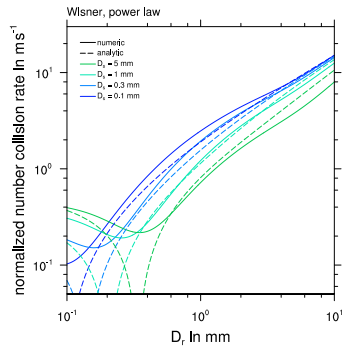
Full Screen / Esc

Printer-friendly Version

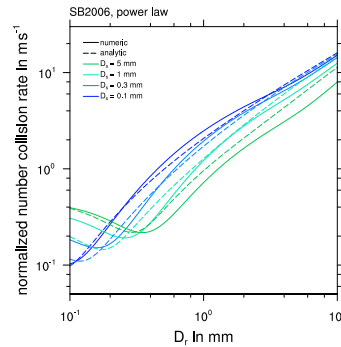
Interactive Discussion



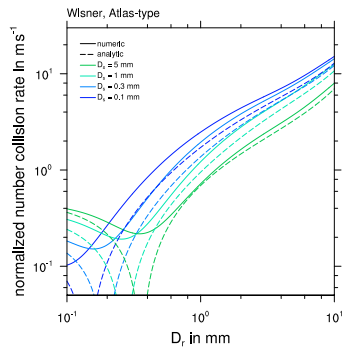
a) Wisner approx. using power-law fall speeds



b) SB2006 using power-law fall speeds



c) Wisner approx. using Atlas-type fall speeds



d) Variance approx. using Atlas-type fall speeds

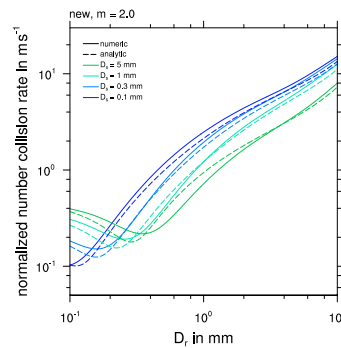


Fig. 7. As Fig. 6, but for the normalized number collision rate of snow and rain.

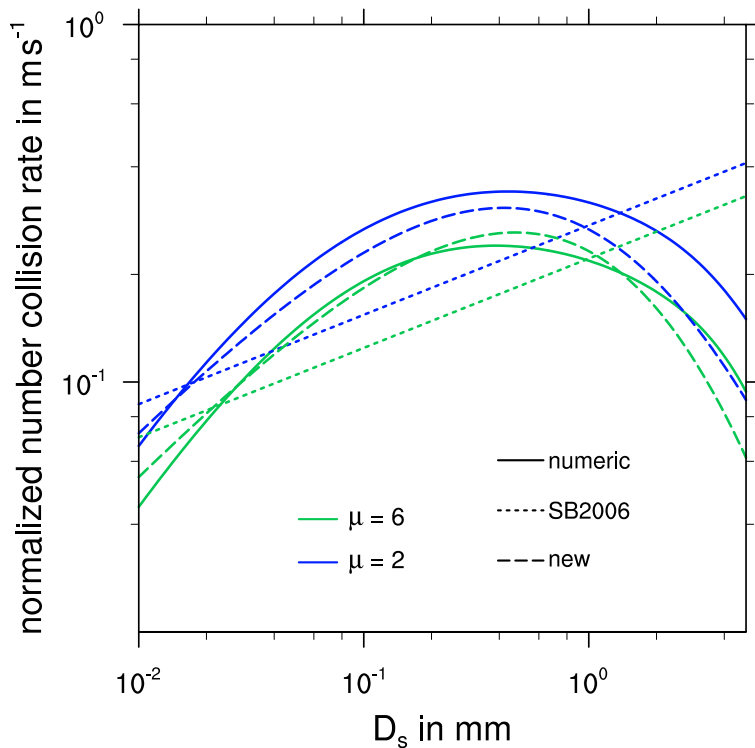
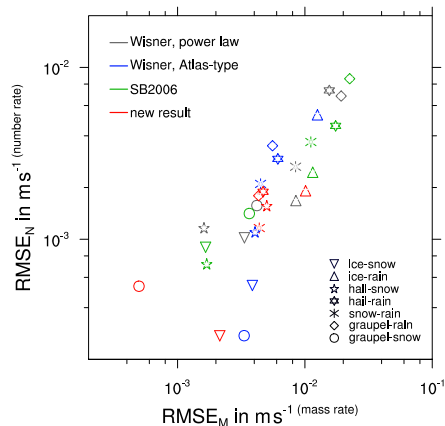


Fig. 8. Normalized bulk number collision rate in m s^{-1} for the selfcollection of snow as a function of the mean maximum diameter of snowflakes. Shown are the results for two different values of the gamma shape parameter, $\mu_s = 2$ and $\mu_s = 6$, for the SB2006 approximation (dotted), the revised variance approximation using the Atlas-type terminal fall velocity (dashed) and the numerical solution of the integral (solid).

Approximation of bulk collision rates

A. Seifert et al.

a) RMSE



b) SMAPE

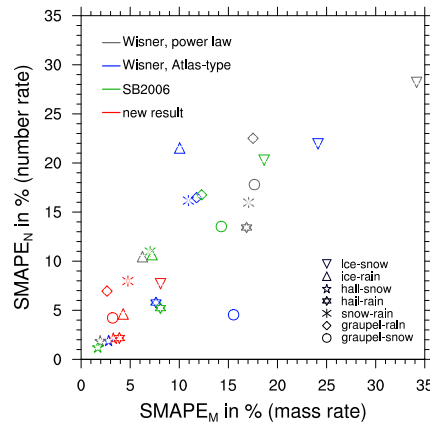


Fig. 9. Root mean square error (RMSE, left) and symmetric mean absolute percentage error (SMAPE, right) of the normalized bulk number and mass collection rates for eight different binary collision interactions.

Title Page

Abstract

Introduction

Conclusions

References

Tables

Figures



Back

Close

Full Screen / Esc

Printer-friendly Version

Interactive Discussion

