



MOSART Routing Model




River Water
Supply



Irrigation



Domestic



Livestock



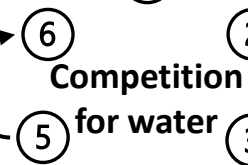
Mining



Electric



Manufacturing



CLM5 Land Model

Daily process


Monthly process



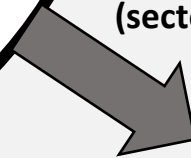
Input
Data

Sectoral withdrawal
and consumption
(except irrigation)

Ingested data based
on Huang et al., 2018




Consumed Flow
(sector/country dependent)



Surface Water
Energy Exchange

Recycled Flow
(sector/country dependent)



Water
Recycling