



Incorporating Oxygen Isotopes of Oxidized Reactive Nitrogen in the Regional Atmospheric Chemistry Mechanism, version 2 (ICOIN-RACM2)

Wendell W. Walters^{1,2,3}, Masayuki Takeuchi⁴, Nga L. Ng^{4,5,6}, and Meredith G. Hastings^{2,3}

¹Department of Chemistry and Biochemistry, University of South Carolina, 631 Sumter St, Columbia, SC 29208, USA

²Institute at Brown for Environment and Society, Brown University, 85 Waterman St, Providence, RI 02912, USA

³Department of Earth, Environmental, and Planetary Sciences, Brown University, 324 Brook Street, Providence, RI 02912, USA

⁴School of Civil and Environmental Engineering, Georgia Institute of Technology, 311 Ferst Drive NW, Atlanta, GA 30332, USA

⁵School of Chemical and Biomolecular Engineering, Georgia Institute of Technology, 311 Ferst Drive NW, Atlanta, GA 30332, USA

⁶School of Earth and Atmospheric Sciences, Georgia Institute of Technology, 311 Ferst Drive NW, Atlanta, GA 30332, USA

Correspondence: Wendell W. Walters (wendellw@mailbox.sc.edu)

Received: 8 October 2023 – Discussion started: 26 October 2023

Revised: 11 April 2024 – Accepted: 22 April 2024 – Published: 13 June 2024

Abstract. The oxygen isotope anomaly ($\Delta^{17}\text{O} = \delta^{17}\text{O} - 0.52 \times \delta^{18}\text{O} > 0$) has proven to be a robust tool for probing photochemical cycling and atmospheric formation pathways of oxidized reactive nitrogen (NO_y). Several studies have developed modeling techniques to implicitly model $\Delta^{17}\text{O}$ of NO_y molecules based on numerous assumptions that may not always be valid. Thus, these models may be oversimplified and limit our ability to compare model $\Delta^{17}\text{O}$ values of NO_y with observations. In this work, we introduce a novel method for explicitly tracking $\Delta^{17}\text{O}$ transfer and propagation into NO_y and odd oxygen (O_x), integrated into the Regional Atmospheric Chemistry Mechanism, version 2 (RACM2). Termed ICOIN-RACM2 (Incorporating Oxygen Isotopes of NO_y in RACM2), this new model includes the addition of 55 new species and 729 replicate reactions to represent the propagation of $\Delta^{17}\text{O}$ derived from O_3 into NO_y and O_x . Employing this mechanism within a box model, we simulate $\Delta^{17}\text{O}$ for various NO_y and O_x molecules for chamber experiments with varying initial nitrogen oxides ($\text{NO}_x = \text{NO} + \text{NO}_2$) and α -pinene conditions, revealing response shifts in $\Delta^{17}\text{O}$ linked to distinct oxidant conditions. Furthermore, diel cycles are simulated under two summertime scenarios, representative of an urban and rural

site, revealing pronounced $\Delta^{17}\text{O}$ diurnal patterns for several NO_y components and substantial $\Delta^{17}\text{O}$ differences associated with pollution levels (urban vs. rural). Overall, the proposed mechanism offers the potential to assess NO_y oxidation chemistry in chamber studies and air quality campaigns through $\Delta^{17}\text{O}$ model comparisons against observations. The integration of this mechanism into a 3-D atmospheric chemistry transport model is expected to notably enhance our capacity to model and anticipate $\Delta^{17}\text{O}$ across landscapes, consequently refining model representations of atmospheric chemistry and tropospheric oxidation capacity.

1 Introduction

Nitrogen oxides ($\text{NO}_x = \text{NO} + \text{NO}_2$) are essential trace gases primarily released through human activities, carrying significant implications for air quality, nutrient deposition, and the climate system (Galloway et al., 2004; Pinder et al., 2012). NO_x directly modulates atmospheric oxidation processes, consequently impacting the concentrations of various trace gases, including greenhouse gases (Prinn, 2003). Ulti-

mately, NO_x is removed from the atmosphere as atmospheric nitrate. This global process is dominated by the formation of inorganic nitrate, encompassing nitric acid (HNO_3) and particulate nitrate ($p\text{NO}_3$) (Alexander et al., 2020), although the generation of organic nitrates (RONO_2) might be significant in remote and rural areas (Browne and Cohen, 2012). However, both $p\text{NO}_3$ and RONO_2 may not be a terminal sink for NO_x due to the potential for renoxification from photolysis (Wang et al., 2023; Gen et al., 2022). Uncertainties surrounding the rate of NO_x oxidation to atmospheric nitrate constitute a substantial source of ambiguity in models, influencing ozone (O_3) and hydroxyl radical (OH) formation, with important implications for greenhouse gas removal rates (Newsome and Evans, 2017).

The oxygen mass-independent fractionation leading to an oxygen isotope anomaly ($\Delta^{17}\text{O} = \delta^{17}\text{O} - 0.52 \times \delta^{18}\text{O} > 0$) has emerged as a potent tool for evaluating the photochemical cycling and oxidation chemistry of NO_x and its oxidized products ($\text{NO}_y = \text{NO}_x + \text{HNO}_3 + \text{RONO}_2 + \text{nitrous acid (HONO)} + \text{peroxyacetyl nitrate (PAN)} + \text{etc.}$) (Alexander et al., 2020, 2009; Hastings et al., 2003; Michalski et al., 2003; Morin et al., 2011; Walters et al., 2019). While several atmospheric reactions can induce oxygen mass-independent fractionation (Röckmann et al., 1998; Velivetskaya et al., 2016), O_3 is the overwhelming source of mass-independent fractionation in the lower atmosphere, which derives from unconventional isotope effects during its formation (Gao and Marcus, 2001). In this work, we focus on the propagation of the oxygen isotope anomaly from O_3 mass-independent fractionation into NO_y and O_x molecules for applications to the lower atmosphere. The $\Delta^{17}\text{O}(\text{O}_3)$ has been measured to be between 20‰ and 46‰ (Krankowsky et al., 2000; Mauersberger et al., 2001). This range of values has been shown to track with the pressure and temperature associated with O_3 formation (Thiemens and Jackson, 1990; Morton et al., 1990). For typical tropospheric conditions, O_3 exhibits a $\Delta^{17}\text{O}$ between 20‰ and 30‰ (Johnston and Thiemens, 1997), with recent near-surface observations suggesting a mean $\Delta^{17}\text{O}(\text{O}_3)$ near 26‰ (Vicars and Savarino, 2014; Vicars et al., 2012; Ishino et al., 2017). O_3 is also isotopically asymmetrical such that the $\Delta^{17}\text{O}$ of its terminal and central O atoms are different (Janssen, 2005; Marcus, 2008). This intramolecular $\Delta^{17}\text{O}$ distribution is significant because the terminal O atom of O_3 (defined as O_3^{term}) is preferentially transferred during oxidation reactions involving O_3 (Bhattacharya et al., 2008; Liu et al., 2001; Michalski and Bhattacharya, 2009; Walters and Michalski, 2016). The relationship between $\Delta^{17}\text{O}(\text{O}_3)$ and $\Delta^{17}\text{O}(\text{O}_3^{\text{term}})$ is complex, though experimental data has suggested the following relationship:

$$\Delta^{17}\text{O}(\text{O}_3^{\text{term}}) = 1.5 \times \Delta^{17}\text{O}(\text{O}_3). \quad (1)$$

Applying this relationship to the assumed tropospheric mean $\Delta^{17}\text{O}(\text{O}_3)$ of 26‰ would imply a $\Delta^{17}\text{O}(\text{O}_3^{\text{term}})$ of 39‰, which is near the average of recent near-surface $\Delta^{17}\text{O}(\text{O}_3^{\text{term}})$ observations of $39.3 \pm 2\%$ (Vicars

and Savarino, 2014). It is important to note that there could be seasonal differences in $\Delta^{17}\text{O}(\text{O}_3^{\text{term}})$ as inferred from $\Delta^{17}\text{O}$ measurements of nitrate at Dome C (Savarino et al., 2016). On the other hand, direct observations of $\Delta^{17}\text{O}(\text{O}_3^{\text{term}})$ have reported insignificant seasonal variability at Dumont d'Urville (Ishino et al., 2017). Stratospheric intrusion events could introduce O_3 with an elevated $\Delta^{17}\text{O}(\text{O}_3^{\text{term}})$ due to higher stratosphere values relative to the troposphere (Krankowsky et al., 2007). Nevertheless, a recent modeling study of $\Delta^{17}\text{O}$ of atmospheric nitrate indicated that an assumed $\Delta^{17}\text{O}(\text{O}_3^{\text{term}})$ value of 39‰, reasonably reproduced global tropospheric observations (Alexander et al., 2020). Further, recent chamber simulations have reported a $\Delta^{17}\text{O}(\text{NO}_2)$ that reached as high as 41.2‰ (Blum et al., 2023), which is within the measurement uncertainty of the assumed $\Delta^{17}\text{O}(\text{O}_3^{\text{term}})$ value of $39.3 \pm 2\%$, assuming NO_2 formation to be dominated by NO reaction with O_3 . Thus, while there may be some unresolved uncertainty regarding the $\Delta^{17}\text{O}(\text{O}_3^{\text{term}})$ value, an assumed tropospheric average of $39.3 \pm 2\%$ should reasonably approximate $\Delta^{17}\text{O}$ propagation into NO_y molecules in the lower troposphere. In contrast, most other oxygen-bearing atmospheric molecules, such as oxygen (O_2), water (H_2O), and peroxy radicals (RO_2 or HO_2), possess (or are expected to possess) $\Delta^{17}\text{O}$ values near 0‰ (Lyons, 2001). These large $\Delta^{17}\text{O}$ differences enable the quantitative tracking of the influence of O_3 in NO_x oxidation chemistry.

Past observations of $\Delta^{17}\text{O}$ in atmospheric nitrate, which includes HNO_3 , $p\text{NO}_3$, and wet-deposited nitrate ($\text{NO}_3^-(\text{aq})$), have generally shown marked seasonal variations, reflecting shifts between O_3 and HO_x chemical regimes influencing NO_x photochemical cycling and atmospheric nitrate production (Kim et al., 2023; Michalski et al., 2012, 2003). However, harnessing the full diagnostic potential of $\Delta^{17}\text{O}$ observations necessitates a model framework that can accurately assess and refine the representation of nitrate chemistry while linking it to nitrogen deposition and air quality. Several 0-D box models and a single 3-D global atmospheric chemistry model have been developed to simulate $\Delta^{17}\text{O}$ (Michalski et al., 2003; Morin et al., 2011; Alexander et al., 2020, 2009). These models often rely on implicit tagging of NO_2 and HNO_3 production rates, underpinned by assumptions regarding oxygen isotope mass balance calculations, NO_x photochemical cycling dynamics, and $\Delta^{17}\text{O}$ values of reactive oxygen species (O_x).

While most existing $\Delta^{17}\text{O}$ measurements pertain to atmospheric nitrate from deposition and filter samples, our capability to measure $\Delta^{17}\text{O}$ in other NO_y molecules has been rapidly expanding (Albertin et al., 2021; Blum et al., 2023). Based on oxygen isotope mass balance principles, substantial $\Delta^{17}\text{O}$ variations are anticipated among different NO_y molecules, including NO_2 , HONO, peroxy nitrates (RO_2NO_2), organic nitrates (RONO_2), and HNO_3 , contingent upon their formation pathways (Table 1). These mass balance considerations necessitate precise knowledge of the

Table 1. Summary of the major formation pathways of several NO_y components, reaction types, and their expected Δ¹⁷O values based on oxygen isotope mass balance. X refers to halogens (Br, Cl, and I), and HC refers to hydrocarbons.

Formation pathway	Type	Expected Δ ¹⁷ O
NO ₂		
NO + O ₃	Homogeneous	$\frac{1}{2} (\Delta^{17}\text{O}(\text{NO})) + \frac{1}{2} (\Delta^{17}\text{O}(\text{O}_3^{\text{term}}))$
NO + RO ₂	Homogeneous	$\frac{1}{2} (\Delta^{17}\text{O}(\text{NO})) + \frac{1}{2} (\Delta^{17}\text{O}(\text{RO}_2))$
NO + HO ₂	Homogeneous	$\frac{1}{2} (\Delta^{17}\text{O}(\text{NO})) + \frac{1}{2} (\Delta^{17}\text{O}(\text{HO}_2))$
NO + XO	Homogeneous	$\frac{1}{2} (\Delta^{17}\text{O}(\text{NO})) + \frac{1}{2} (\Delta^{17}\text{O}(\text{XO}))$
HONO		
NO + OH	Homogeneous	$\frac{1}{2} (\Delta^{17}\text{O}(\text{NO})) + \frac{1}{2} (\Delta^{17}\text{O}(\text{OH}))$
NO ₂ + H ₂ O _(aq)	Heterogeneous	Δ ¹⁷ O(NO ₂)
pNO ₃ + hv	Heterogeneous	Δ ¹⁷ O(pNO ₃)
RO ₂ NO ₂ *		
NO ₂ + RO ₂	Homogeneous	$\frac{2}{3} (\Delta^{17}\text{O}(\text{NO}_2)) + \frac{1}{3} (\Delta^{17}\text{O}(\text{RO}_2))$
RONO ₂		
NO + RO ₂	Homogeneous	$\frac{1}{3} (\Delta^{17}\text{O}(\text{NO})) + \frac{2}{3} (\Delta^{17}\text{O}(\text{RO}_2))$
NO ₃ + HC	Homogeneous	Δ ¹⁷ O(NO ₃)
HNO ₃		
NO ₂ + OH	Homogeneous	$\frac{2}{3} (\Delta^{17}\text{O}(\text{NO}_2)) + \frac{1}{3} (\Delta^{17}\text{O}(\text{OH}))$
NO ₃ + HC	Homogeneous	(Δ ¹⁷ O(NO ₃))
NO + HO ₂	Homogeneous	$\frac{1}{3} (\Delta^{17}\text{O}(\text{NO})) + \frac{2}{3} (\Delta^{17}\text{O}(\text{HO}_2))$
N ₂ O ₅ + H ₂ O _(aq)	Heterogeneous	$\frac{5}{6} (\Delta^{17}\text{O}(\text{N}_2\text{O}_5)) + \frac{1}{6} (\Delta^{17}\text{O}(\text{H}_2\text{O}))$
XNO ₃ + H ₂ O _(aq)	Heterogeneous	(Δ ¹⁷ O(XNO ₃))
NO ₂ + H ₂ O _(aq)	Heterogeneous	$\frac{2}{3} (\Delta^{17}\text{O}(\text{NO}_2)) + \frac{1}{3} (\Delta^{17}\text{O}(\text{H}_2\text{O}))$
NO ₃ + H ₂ O _(aq)	Heterogeneous	(Δ ¹⁷ O(NO ₃))
RONO ₂ + H ₂ O _(aq)	Heterogeneous	(Δ ¹⁷ O(RONO ₂))

* Δ¹⁷O calculated from the nitrooxy (-NO₃) functional group.

Δ¹⁷O values for several NO_y and O_x molecules. Conventional model approaches have assumed that Δ¹⁷O of OH, RO₂, and HO₂ are approximately equal to 0‰ due to water vapor isotope exchange or transfer of O atoms from atmospheric O₂ (Michalski et al., 2012; Barkan and Luz, 2003). However, some of these assumptions are not valid for all relevant atmospheric conditions, such as under low relative humidity and high NO_x conditions, in which the chemical reactivity of OH could be higher than its chemical lifetime to achieve isotope equilibrium with H₂O (Michalski et al., 2012). Further, Δ¹⁷O(NO) is commonly assumed to be equal to Δ¹⁷O(NO₂) due to its rapid photochemical cycling, such that the Δ¹⁷O values of NO and NO₂ reflect the relative contributions of the oxidants involved in NO_x photochemical cycling (Alexander et al., 2020, 2009; Michalski et al., 2003; Morin et al., 2011). However, recent diel observations of δ¹⁸O(NO₂) (which tracks with Δ¹⁷O) and Δ¹⁷O(NO₂) reveal that this assumption is not universally valid due to substantial nocturnal NO emissions close to the surface (Wal-

ters et al., 2018; Albertin et al., 2021). The freshly emitted NO, with a presumed Δ¹⁷O of 0‰, would dilute the residual Δ¹⁷O of NO_x from the daytime. The nocturnal primary emissions of NO_y components, including NO, NO₂, and HONO significantly impacts our ability to model Δ¹⁷O using implicit methods in polluted regions, employing prior modeling techniques and oxygen isotope mass balance calculations. This modeling limitation presently impedes our capacity to leverage models for comparison with Δ¹⁷O observational constraints quantitatively to improve understanding of regional and global NO_x oxidation chemistry.

This study is dedicated to addressing uncertainties in modeling Δ¹⁷O for various NO_y molecules. We introduce a novel gas-phase chemical mechanism, designated “InCOrporating Oxygen Isotopes of NO_y in RACM2”, built upon the foundation of the Regional Atmospheric Chemistry Model, version 2 (RACM2) (Goliff et al., 2013). This innovative mechanism explicitly traces the transfer and propagation of Δ¹⁷O

from O₃ into NO_y molecules, with important future implications for chamber experiments and air quality studies.

2 Methods

2.1 ICOIN-RACM2 description

The Incorporating Oxygen Isotopes of Oxidized Reactive Nitrogen in the Regional Atmospheric Chemistry Mechanism, version 2 (ICOIN-RACM2), was based on the widely used RACM2 gas-phase chemical mechanism framework (Goliff et al., 2013). The RACM2 mechanism was developed to be able to simulate remote to polluted conditions from the surface to the upper troposphere. The mechanism includes 46 reactions to represent inorganic chemistry. The mechanism aggregates organic reactions based on the magnitude of emission rates, similarities in functional groups, and the compounds' reactivity (Stockwell et al., 1997) and consists of 54 stable organic species, 42 organic intermediates, 317 reactions, including 24 photolysis reactions. Overall, the RACM2 simulated concentrations of gas-phase products compare favorably to environmental chamber data (Goliff et al., 2013).

To simulate $\Delta^{17}\text{O}$ in various NO_y and O_x molecules, the transfer and propagation of the oxygen isotope anomaly deriving from O₃ were explicitly modeled in the employed chemical mechanism. Previously, a study developed a kinetic model that explicitly tracks the ¹⁶O, ¹⁷O, and ¹⁸O abundance involving NO_x/O₃/O₂ reactions (Michalski et al., 2014). Here, we have adapted and simplified this model framework to explicitly track the transfer and propagation of O atoms derived from the terminal end of O₃ without simulating and tracking the absolute ¹⁶O, ¹⁷O, and ¹⁸O abundances, which can be tedious to employ in a detailed chemical mechanism. Our approach tagged O atoms transferred from O₃ as “Q” and tracked the interactions and propagation of “Q” among NO_y and O_x isotopologues using mass balance and considering isotopologue reaction stoichiometry. The tagging of O isotopologues was not conducted for large O reservoirs, including O₂ and H₂O. The reaction mechanism involved reactions with a single tagged O isotopologue, in which one tagged O isotopologue compound was found in the reactant and product, for example, NO + O₃ → NOQ + O₂ and NQ + O₃ → NQ₂ + O₂. Additionally, the mechanism involved reactions containing multiple tagged O compounds in the reactants and products, for example, NQ + NO₃ → NOQ + NO₂. For these, multiple O-tagged isotopologue reactions, statistical probabilities, and mass balance were considered in the product distributions. The explicit tracking and propagation of “Q” in the ICOIN-RACM2 lead to the renaming of 19 reactions, the addition of 729 reactions replicated for the considered O isotopologues, and the addition of 55 oxygen isotopologues of NO_y and O_x relative to RACM2. Additionally, 26 oxygen isotope ex-

change reactions were added to the ICOIN-RACM2 chemical mechanism (Lyons, 2001) (Table 2).

Based on the model output of the concentrations of the oxygen isotopologues, the $\Delta^{17}\text{O}$ of various NO_y and HO_x molecules were calculated as follows (Eq. 2):

$$\Delta^{17}\text{O}(X) = f(Q) \times \Delta^{17}\text{O}(\text{O}_3^{\text{term}}), \quad (2)$$

where X refers to the various NO_y and O_x molecules and $f(Q)$ is the fractional amount of O atoms deriving from O₃ for a particular molecule (i.e., the fractional amount of “Q” atoms). The $\Delta^{17}\text{O}(\text{O}_3^{\text{term}})$ represents the $\Delta^{17}\text{O}$ value of the terminal and transferable O atom of O₃. For the demonstration of the developed mechanism for applications to chamber simulations and tropospheric chemistry, we have utilized a constant $\Delta^{17}\text{O}(\text{O}_3^{\text{term}})$ value of $39.3 \pm 2\%$ based on near-surface-level collections of O₃ on a nitrite coated filter (Vicars and Savarino, 2014; Ishino et al., 2017). This $\Delta^{17}\text{O}(\text{O}_3^{\text{term}})$ value was recently utilized in the global modeling of $\Delta^{17}\text{O}$ of atmospheric nitrate, demonstrating reasonable agreement between model simulation and observations of tropospheric nitrate (Alexander et al., 2020). The $\Delta^{17}\text{O}(\text{O}_3^{\text{term}})$ could have temporal variability and be influenced by stratospheric intrusion events, which could introduce O₃ with a higher $\Delta^{17}\text{O}(\text{O}_3^{\text{term}})$ value. The developed model framework is highly flexible, and the user may apply a different $\Delta^{17}\text{O}(\text{O}_3^{\text{term}})$ than chosen for our model simulations, which will allow users to investigate both the chemical and $\Delta^{17}\text{O}(\text{O}_3^{\text{term}})$ variability on $\Delta^{17}\text{O}$ of NO_y and O_x species when interpreting field observations. The $f(Q)$ for the various considered molecules is calculated as follows (Eq. 3):

$$f(Q, X) = \frac{\sum_{i=1}^j i \cdot [Z_{\text{with } iQ}(X)]}{\sum_{i=0}^j j \cdot [Z(X)]}, \quad (3)$$

where Z represents the oxygen isotopologues of molecule X , which can contain or not contain Q ($Z_{\text{with } iQ}$); i represents the number of Q isotopes present in each Z of X ; and j represents the maximum number of Q isotopes that can exist in X . Overall, this equation considers the distribution of Q isotopes within different arrangements and calculates the fraction of Q isotopes in the molecule relative to the total number of oxygen atoms. While our mechanism and application is focused on evaluating the propagation of oxygen isotope mass-independent fractionation from O₃ into NO_y and O_x, the model could be adapted for tracking other potential oxygen mass-independent fractionation, such as HO₂ + HO₂ or CO + OH reactions (Röckmann et al., 1998; Velivetskaya et al., 2016), by adjusting the product distribution of “Q” and “O”, such that the fraction of “Q” once scaled by the chosen $\Delta^{17}\text{O}(\text{O}_3^{\text{term}})$ value would match the intended $\Delta^{17}\text{O}$ value associated with the oxygen mass-independent fractionation. Previous experiments have reported an increase in $\Delta^{17}\text{O}(\text{H}_2\text{O}_2)$ as the initial O₂ concentrations increased (Velivetskaya et al., 2016). This result was concluded to reflect

Table 2. Summary of the considered O exchange reactions and reaction rates in the ICOIN-RACM2 mechanism. These reactions were adapted from Lyons (2001).

Label	Reaction	k
O-Exchange01	$Q(^3P) \xrightarrow{+O_2} O(^3P)$	$2.9 \times 10^{-12} [O_2] \text{ (s}^{-1}\text{)}$
O-Exchange02	$Q(^1D) \xrightarrow{+O_2} O(^1D)$	$2.9 \times 10^{-12} [O_2] \text{ (s}^{-1}\text{)}$
O-Exchange03	$Q(^1D) + NO \rightarrow O(^1D) + NQ$	$3.7 \times 10^{-11} \text{ (cm}^3 \text{ molec.}^{-1} \text{ s}^{-1}\text{)}$
O-Exchange04	$O(^1D) + NQ \rightarrow Q(^1D) + NO$	$3.7 \times 10^{-11} \text{ (cm}^3 \text{ molec.}^{-1} \text{ s}^{-1}\text{)}$
O-Exchange05	$Q(^3P) + NO \rightarrow O(^3P) + NQ$	$3.7 \times 10^{-11} \text{ (cm}^3 \text{ molec.}^{-1} \text{ s}^{-1}\text{)}$
O-Exchange06	$O(^3P) + NQ \rightarrow Q(^3P) + NO$	$3.7 \times 10^{-11} \text{ (cm}^3 \text{ molec.}^{-1} \text{ s}^{-1}\text{)}$
O-Exchange07	$QH \xrightarrow{+H_2O} OH$	$2.3 \times 10^{-13} e^{(-2100/T(K))} [H_2O] \text{ (s}^{-1}\text{)}$
O-Exchange08	$QH \xrightarrow{+O_2} OH$	$1.0 \times 10^{-17} [O_2] \text{ (s}^{-1}\text{)}$
O-Exchange09	$QH + HO_2 \rightarrow OH + HOQ$	$1.0 \times 10^{-11} e^{(400/T(K))} \text{ (cm}^3 \text{ molec.}^{-1} \text{ s}^{-1}\text{)}$
O-Exchange10	$OH + HOQ \rightarrow 0.5QH + 0.5HO_2 + 0.5OH + 0.5HOQ$	$1.0 \times 10^{-11} e^{(400/T(K))} \text{ (cm}^3 \text{ molec.}^{-1} \text{ s}^{-1}\text{)}$
O-Exchange11	$QH + HOQ \rightarrow 0.5OH + 0.5HQ_2 + 0.5QH + 0.5HOQ$	$1.0 \times 10^{-11} e^{(400/T(K))} \text{ (cm}^3 \text{ molec.}^{-1} \text{ s}^{-1}\text{)}$
O-Exchange12	$OH + HQ_2 \rightarrow QH + HOQ$	$1.0 \times 10^{-11} e^{(400/T(K))} \text{ (cm}^3 \text{ molec.}^{-1} \text{ s}^{-1}\text{)}$
O-Exchange13	$HOQ \xrightarrow{+O_2} HO_2$	$3.0 \times 10^{-17} [O_2] \text{ (s}^{-1}\text{)}$
O-Exchange14	$HQ_2 \xrightarrow{+O_2} HO_2$	$3.0 \times 10^{-17} [O_2] \text{ (s}^{-1}\text{)}$
O-Exchange15	$NQ + NO_2 \rightarrow NO + NOQ$	$3.6 \times 10^{-14} \text{ (cm}^3 \text{ molec.}^{-1} \text{ s}^{-1}\text{)}$
O-Exchange16	$NO + NOQ \rightarrow 0.5NQ + 0.5NO_2 + 0.5NO + 0.5NOQ$	$3.6 \times 10^{-14} \text{ (cm}^3 \text{ molec.}^{-1} \text{ s}^{-1}\text{)}$
O-Exchange17	$NQ + NOQ \rightarrow 0.5NO + 0.5NQ_2 + 0.5NQ + 0.5NOQ$	$3.6 \times 10^{-14} \text{ (cm}^3 \text{ molec.}^{-1} \text{ s}^{-1}\text{)}$
O-Exchange18	$NO + NQ_2 \rightarrow NQ + NOQ$	$3.6 \times 10^{-14} \text{ (cm}^3 \text{ molec.}^{-1} \text{ s}^{-1}\text{)}$
O-Exchange19	$NOQ \xrightarrow{+O_2} NO_2$	$1.0 \times 10^{-24} [O_2] \text{ (s}^{-1}\text{)}$
O-Exchange20	$NQ_2 \xrightarrow{+O_2} NO_2$	$1.0 \times 10^{-24} [O_2] \text{ (s}^{-1}\text{)}$
O-Exchange21	$QH + NO \rightarrow OH + NQ$	$1.8 \times 10^{-11} \text{ (cm}^3 \text{ molec.}^{-1} \text{ s}^{-1}\text{)}$
O-Exchange22	$OH + NQ \rightarrow QH + NO$	$1.8 \times 10^{-11} \text{ (cm}^3 \text{ molec.}^{-1} \text{ s}^{-1}\text{)}$
O-Exchange23	$QH + NO_2 \rightarrow OH + NOQ$	$1.0 \times 10^{-11} \text{ (cm}^3 \text{ molec.}^{-1} \text{ s}^{-1}\text{)}$
O-Exchange24	$OH + NOQ \rightarrow 0.5QH + 0.5NO_2 + 0.5OH + 0.5NOQ$	$1.0 \times 10^{-11} \text{ (cm}^3 \text{ molec.}^{-1} \text{ s}^{-1}\text{)}$
O-Exchange25	$QH + NOQ \rightarrow 0.5OH + 0.5NQ_2 + 0.5QH + 0.5NOQ$	$1.0 \times 10^{-11} \text{ (cm}^3 \text{ molec.}^{-1} \text{ s}^{-1}\text{)}$
O-Exchange26	$OH + NQ_2 \rightarrow QH + NOQ$	$1.0 \times 10^{-11} \text{ (cm}^3 \text{ molec.}^{-1} \text{ s}^{-1}\text{)}$

the increased role of O_3 reactions in H_2O_2 formation, which is already tracked in our mechanism. The $CO + OH$ reaction, producing a $\Delta^{17}O$ in the residual CO , would be extremely unlikely to affect the $\Delta^{17}O$ of NO_y or O_x due to the long atmospheric lifetime of CO relative to NO_y or O_x . Therefore, we did not explicitly test these reactions' influence on $\Delta^{17}O$ of NO_y or O_x in this work but could easily be adapted in future iterations of the model.

The RACM2 mechanism is a gas-phase mechanism and does not include heterogeneous reactions, which could limit the ICOIN-RACM2 mechanism's ability to accurately simulate $\Delta^{17}O$ values, particularly of HONO and HNO_3 (Table 1). Gas-phase mechanisms are often used in larger chemical transport models that also include aerosol modules to calculate heterogeneous chemistry reaction rates. When utilizing ICOIN-RACM2 to simulate $\Delta^{17}O$ values (and RACM2 for simulating concentrations) in box models that lack aerosol modules, appropriate reactions should be included using pseudo-first-order reaction rate constants to calculate heterogeneous hydrolysis. However, estimating

the heterogeneous reaction rates is not trivial and depends on the molecular speed; uptake coefficients, which depend on aerosol chemical composition; and surface area density. These reaction rates may need to be treated in a case-by-case circumstance. Since the ICOIN-RACM2 mechanism does not model particulate nitrate, we cannot model its photolysis, which could limit our ability to simulate $\Delta^{17}O(\text{HONO})$. Additionally, our gas-phase mechanism does not include NO_2 heterogeneous reactions, which could also be an important source of HONO (Chai et al., 2021). Users interested in accurately simulating $\Delta^{17}O(\text{HONO})$ may need to consider adding relevant reactions. Still, a future comparison between $\Delta^{17}O(\text{HONO})$ observations and model simulations based on the ICOIN-RACM2 framework should provide pivotal insight into HONO formation.

2.2 Box model description

The ICOIN-RACM2 mechanism was utilized in the Framework for 0-D Atmospheric Modeling (F0AM) box model

Table 3. Summary of the precursor concentrations for the box model simulations of α -pinene and NO photochemical oxidation chamber experiments. All experiments were simulated at a fixed temperature and relative humidity of 22 °C and 1 %, respectively.

Exp.	α -pinene (ppb)	H ₂ O ₂ (ppb)	NO (ppb)	[α -pinene] : [NO]
1	25	2000	5	5:1
2	25	2000	10	2.5:1
3	25	2000	25	1:1
4	25	2000	62.5	1:2.5
5	25	2000	125	1:5

(Wolfe et al., 2016). This box model presents a high degree of flexibility, allowing it to be seamlessly adapted for a wide range of simulation scenarios, and can perform online computation of photolysis frequencies. The ICOIN-RACM2 mechanism was developed for use in the FOAM. In this work, the FOAM model was utilized to illustrate the capacity of the ICOIN-RACM2 mechanism for simulating $\Delta^{17}\text{O}$ values from photochemical chamber experiments and steady-state diel cycles.

2.2.1 Chamber simulations

Box model simulations were conducted to evaluate α -pinene and NO_x chemistry under various initial conditions that included variable [α -pinene] : [NO_x] ratios (Table 3). These simulations were conducted using similar initial volatile organic compound (VOC) and H₂O₂ levels utilized in recently conducted chamber experiments (Takeuchi and Ng, 2019). We have also varied the initial VOC and NO_x concentration levels to look at the impact of changing initial conditions and model chemistry on $\Delta^{17}\text{O}$ values. As α -pinene is an important monoterpene, and its oxidation in the presence of NO_x constitutes an important mechanism of coupled biogenic–anthropogenic interaction, it has important consequences for air quality, climate, global reactive nitrogen budget, and secondary organic aerosols (SOAs) (Romer et al., 2016; Zare et al., 2018; Ng et al., 2017). The model was initiated for each experiment using NO, α -pinene, and H₂O₂ (OH precursor) concentrations. The α -pinene and H₂O₂ concentrations were fixed at 25 and 2000 ppb, respectively, while the initial NO concentrations were varied from 5 to 125 ppb to simulate oxidation chemistry in a range of [α -pinene] : [NO_x] conditions (Table 3). The pressure, temperature, and relative humidity were fixed at 1013 mbar, 295 K, and 1 %, respectively. The measured chamber light flux data from the Georgia Institute of Technology, Environmental Chamber Facility was also utilized.

The model was run for 4 h for each simulated experiment. Both gas and particle chamber wall loss were not considered in the chamber simulation comparison. Monoterpene organic nitrate hydrolysis can be an important loss process and formation pathway of HNO₃ (Zare et al., 2018; Fisher et al., 2016; Takeuchi and Ng, 2019; Wang et al., 2021) but was not

considered in the model because of the low relative humidity conditions. Additionally, heterogeneous pathways leading to the production of HNO₃, such as N₂O₅, were not included. For the hypothetical simulations, this should not impact the reliability of the predictions due to the photochemical conditions of the simulated chamber experiments, low relative humidity, and high organic carbon content of produced particles, which would be reasonably expected to lead to a low N₂O₅ uptake coefficient (Escorcia et al., 2010). When utilizing the ICOIN-RACM2 mechanism to simulate chamber experimental $\Delta^{17}\text{O}$ data, gas and particle wall loss, organic nitrate hydrolysis, and NO_y heterogeneous reactions should be considered, but it will depend on the chamber and reaction conditions and should be treated in a case-by-case circumstance. The model simulations evaluated the $\Delta^{17}\text{O}$ temporal variation of NO₂, HONO, monoterpene-derived organic nitrate (ONIT), HNO₃, OH, and HO₂ and investigated their changes in response to the experimental oxidant conditions.

2.2.2 Diel variations

Box model simulations were also conducted in steady-state diel cycles for two summertime scenarios. These scenarios (Case 19 and Case 20) were based on previous case studies utilized to evaluate the RACM and RACM2 mechanism (Stockwell et al., 1997; Goliff et al., 2013). Briefly, Case 19 represents a somewhat polluted atmosphere with emissions of NO_x and organic compounds, and Case 20 represents a relatively clean atmosphere with the initial concentrations and emission rates of NO_x and organic compounds reduced by a factor of 10 (Table 4). These scenarios would be analogous to near-surface summertime environments at an urban (i.e., Case 19) and rural (i.e., Case 20) environment. The box model simulations were conducted for the initial conditions and with a fixed elevation of 0 km, temperature of 298 K, pressure of 1013.25 mbar, and for 21 June as previously described (Stockwell et al., 1997). The simulations were conducted for Providence, RI (41.82° N, 71.41° W), and the diel photolysis rates were calculated using the online module in FOAM (Wolfe et al., 2016). To avoid the buildup of concentrations in the box model, a dilution lifetime of 24 h was incorporated into the simulations, as previously described (Wolfe et al., 2016). The model simulations were run for 5 d

Table 4. Conditions for the box model simulations of the diel cycle for two summertime scenarios. The simulations were conducted at a fixed elevation of 0 km, temperature of 298 K, pressure of 1013.25 mbar, and on 21 June 2015, in Providence, RI (41.82° N, 71.41° W). The scenarios were adapted from Stockwell et al. (1997).

Compound	Case 19		Case 20	
	Initial conc. (ppb)	Emission rate (ppt h ⁻¹)	Initial conc. (ppb)	Emission rate (ppt h ⁻¹)
Inorganics				
NO	0.2	2.6	0.02	0.26
NO ₂	0.5	–	0.05	–
HNO ₃	0.1	–	0.01	–
O ₃	50	–	30	–
H ₂ O ₂	2.0	–	0.2	–
SO ₂	–	0.52	–	0.052
CO	200	5.7	104	0.57
Alkanes				
CH ₄	1700	–	1700	–
ETH	–	0.24	–	0.024
HC3	–	2.6	–	0.26
HC5	–	0.76	–	0.076
HC8	–	0.45	–	0.045
Alkenes				
ETE	–	0.46	–	0.046
OLI	–	0.19	–	0.019
OLT	–	0.22	–	0.022
Aromatics				
TOL	–	0.57	–	0.057
XYL	–	0.52	–	0.052
Carbonyls				
HCHO	1.0	0.14	0.1	0.014
ALD	–	0.036	–	0.0036
KET	–	0.32	–	0.032

at a 1 h interval. The first 2 d of the simulation were used as a spin-up period, and the diel cycles were evaluated based on the average of the final 3 d of the simulation.

3 Results and discussion

3.1 Mechanism evaluation

The efficacy of the isotope tagging methodology was assessed through a comparative analysis of molecule concentrations using both the RACM2 and ICOIN-RACM2 mechanisms. For molecules encompassing oxygen isotopologues explicitly considered in the ICOIN-RACM2 mechanism, the concentrations were derived by summing the isotopologue concentrations (Eq. 4).

$$[X] = \sum_i [Z_i], \quad (4)$$

where $[X]$ refers to the concentration of a molecule with oxygen isotopologues, i refers to the unique oxygen isotopologues, and $[Z_i]$ refers to the concentration of the i th isotopologue. Both the RACM2 and ICOIN-RACM2 mechanisms simulated identical concentrations across both simulated scenarios: the hypothetical chamber experiments and the diurnal variation case study during the summer period (Fig. 1). This congruence in results aligns with expectations, as the isotope tagging approach implemented in the ICOIN-RACM2 is designed not to alter the chemical kinetics governing gas-phase reactions. Indeed, by definition, the presence of isotopes should remain inert with regard to chemical reactivity. This comparative analysis serves as a robust validation of the isotope tagging methodology's ability in simulating $\Delta^{17}\text{O}$ values while maintaining the chemical reactivity stipulated by the RACM2 mechanism.

Table 5. Summary of the NO_y heterogeneous reactions, assumed uptake coefficients, and the reference or calculated pseudo-first-order reaction rates adapted in the RACM2(het) and ICOIN-RACM2(het) chemical mechanisms.

Label	Reaction	γ^a	k_{het} (s^{-1})
Het01	$\text{NO}_2 \rightarrow 0.5\text{HNO}_3 + 0.5\text{HONO}$	(10^{-6})	$(2.67 \times 10^{-6})^b$
Het02	$\text{N}_2\text{O}_5 \rightarrow 2\text{HNO}_3$	(1.5×10^{-4})	$(4.0 \times 10^{-4})^c$

^a Adapted from Holmes et al. (2019). ^b Calculated by scaling the $k_{\text{het}}(\text{N}_2\text{O}_5)$ based on the relative γ .
^c Taken from the MCM v3.3.1 for general ambient scenarios.

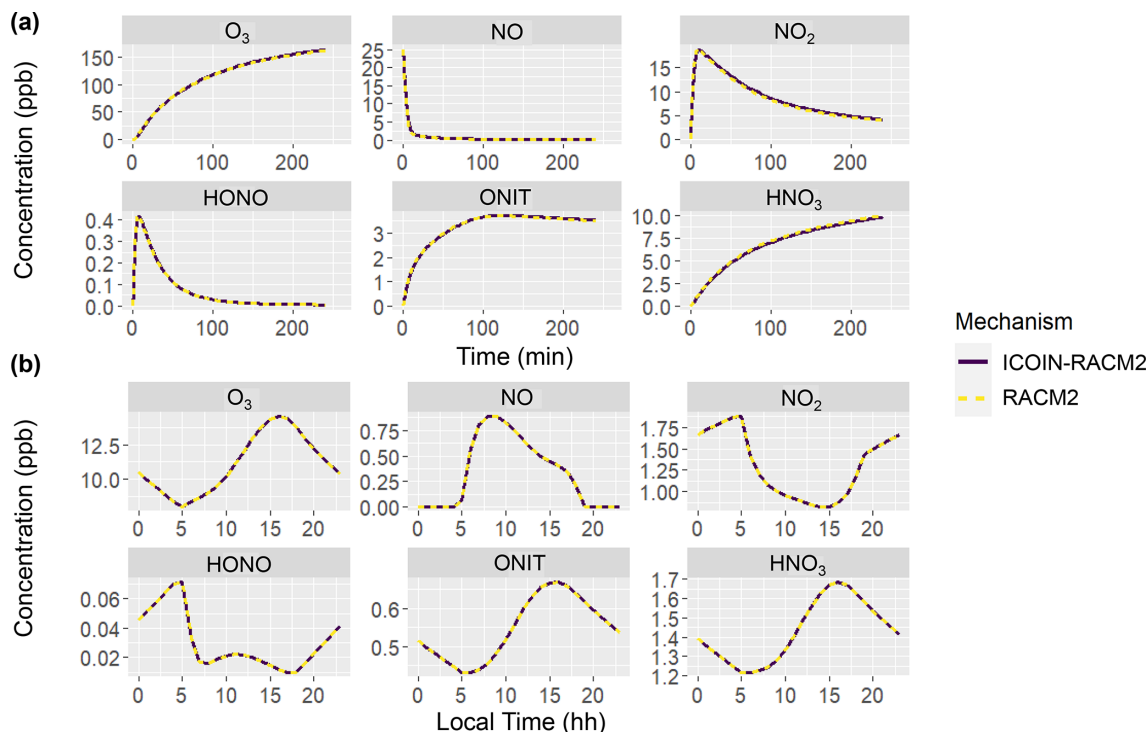


Figure 1. Comparison of the RACM2 (dashed yellow line) and ICOIN-RACM2 (solid purple line) mechanisms for simulating concentrations of several molecules for (a) chamber experiment 3 and (b) diel cycle Case 19.

3.2 Chamber simulations of NO_x/α -pinene chemistry

The simulated $\Delta^{17}\text{O}$ values derived from the hypothetical chamber simulations reveal significant temporal variations (Fig. 2). Overall, there were significant differences in $\Delta^{17}\text{O}$ values across the considered molecules that increased in the sequence of HO_2 , OH , HNO_3 , HONO , and $\text{NO} \approx \text{NO}_2$. In the photochemical model simulations, the $\Delta^{17}\text{O}(\text{NO}) \approx \Delta^{17}\text{O}(\text{NO}_2)$ due to both rapid NO_x photochemical cycling and NO/NO_2 isotope exchange. Among the considered NO_y molecules, the initial $\Delta^{17}\text{O}$ values start at 0‰ and subsequently rises due to the generation of O_3 and subsequent propagation into the NO_y components, which leads to heightened $\Delta^{17}\text{O}$ values. The extent of $\Delta^{17}\text{O}$ elevation was determined to be contingent upon the initial chamber conditions, becoming more pronounced with increasing initial NO to α -pinene ratios for $\Delta^{17}\text{O}$ of NO , NO_2 , HONO , and HNO_3 . In contrast, $\Delta^{17}\text{O}(\text{HO}_2)$ was nearly negligible,

aligning with common assumptions in other $\Delta^{17}\text{O}$ models (Alexander et al., 2020, 2009; Michalski et al., 2003; Morin et al., 2011). Similarly, $\Delta^{17}\text{O}(\text{OH})$ generally maintained close proximity to 0‰, in line with typical assumptions in other $\Delta^{17}\text{O}$ models (Alexander et al., 2020, 2009; Michalski et al., 2003; Morin et al., 2011); however, there were instances that deviated from this trend. Notably, higher $\Delta^{17}\text{O}(\text{OH})$ values were observed as the initial NO_x relative to biogenic VOC (BVOC) concentrations increased. This occurrence can be attributed to the increased significance of oxygen isotope exchange between NO_2 and OH for the higher initial NO_x experimental conditions.

An intriguing observation was that the simulated $\Delta^{17}\text{O}(\text{ONIT})$ values remained unaffected by the chamber's initial conditions (Fig. 3). This observation underscores the diverse ONIT formation pathways present in the experiments, encompassing a $\Delta^{17}\text{O}(\text{ONIT})$ low-end pathway

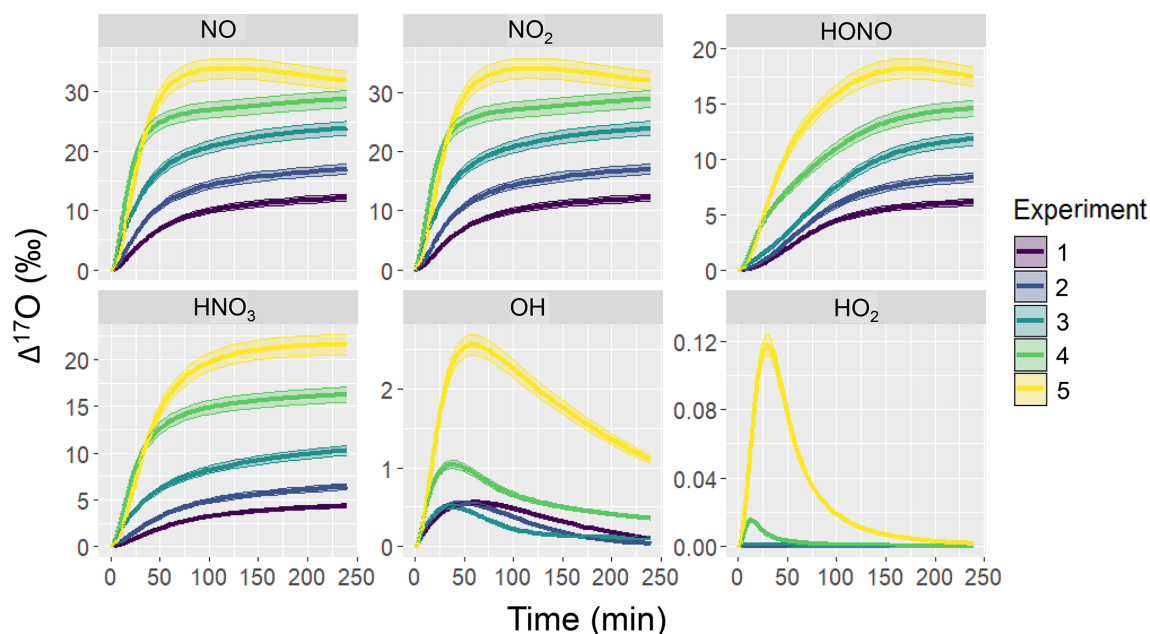


Figure 2. Simulation of $\Delta^{17}\text{O}$ for several NO_y and O_x molecules including NO, NO_2 , HONO, HNO_3 , OH, and HO_2 for the various hypothetical chamber experiments (color coded). The solid line represents the modeled $\Delta^{17}\text{O}$ value and the shaded region corresponds to the propagated uncertainty associated with the chosen $\Delta^{17}\text{O}(\text{O}_3^{\text{term}})$ value of $39.3 \pm 2\text{‰}$. The experimental initial conditions are provided in Table 3, which include a starting NO concentration of 5, 12.5, 25, 62.5, and 125 ppb for experiments 1, 2, 3, 4, and 5, respectively.

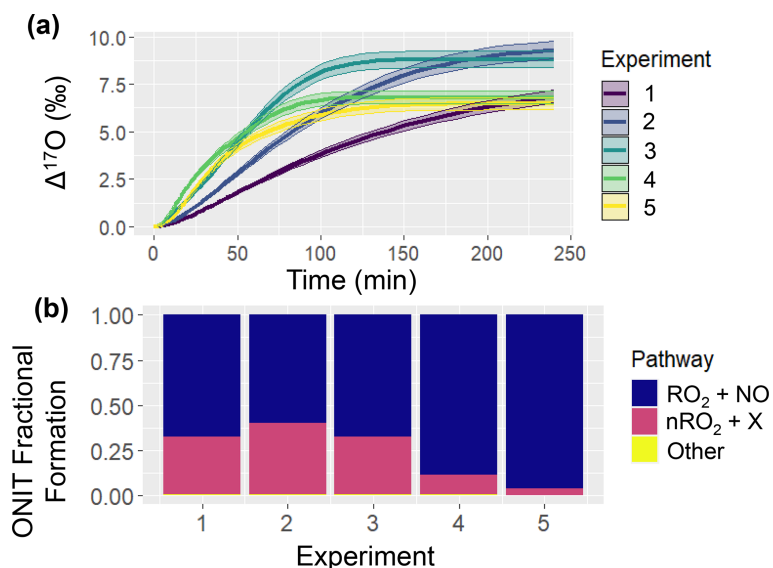


Figure 3. Simulation of ONIT chemistry for the various considered chamber experiments including (a) $\Delta^{17}\text{O}$ of ONIT and (b) ONIT fractional formation pathways. The solid line represents the modeled $\Delta^{17}\text{O}$ value, and the shaded region corresponds to the propagated uncertainty associated with the chosen $\Delta^{17}\text{O}(\text{O}_3^{\text{term}})$ value of $39.3 \pm 2\text{‰}$ (a). The experimental initial conditions are provided in Table 3, which include a starting NO concentration of 5, 12.5, 25, 62.5, and 125 ppb for experiments 1, 2, 3, 4, and 5, respectively.

involving the α -pinene peroxy radical (APIP; a type of RO_2) + NO and a high-end pathway involving nitrooxy peroxy (nRO_2) deriving from α -pinene + NO_3 reactions (Table 1). We note that even though all of the simulated experiments were conducted under photochemical conditions, the

model predicted some oxidation of α -pinene with NO_3 . The relative proportion of these two significant ONIT formation routes exhibited substantial variability across the various experiments (Fig. 3). Generally, a higher fractional formation of ONIT occurred through the $\Delta^{17}\text{O}$ high-end member path-

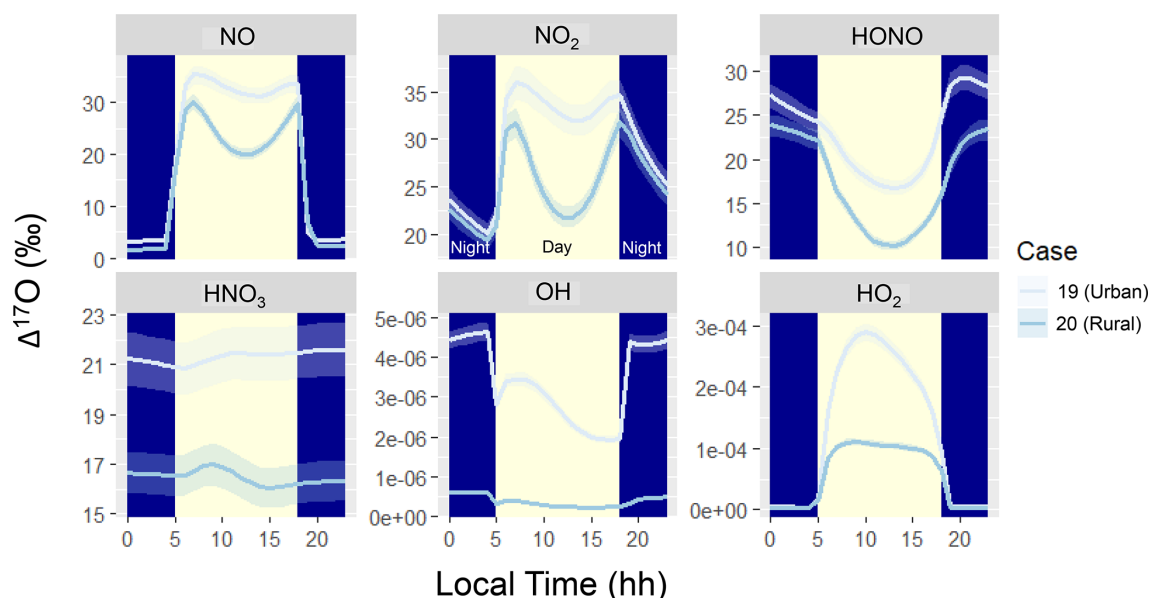


Figure 4. Diel simulation of $\Delta^{17}\text{O}$ for several NO_y and O_x molecules including NO, NO_2 , HONO, HNO_3 , OH, and HO_2 for the various hypothetical summertime cases (color coded). The solid line represents the modeled $\Delta^{17}\text{O}$ value, and the shaded region corresponds to the propagated uncertainty associated with the chosen $\Delta^{17}\text{O}(\text{O}_3^{\text{term}})$ value of $39.3 \pm 2\%$. The shading corresponds to daytime (light yellow) and nighttime (dark blue) conditions.

way of $n\text{RO}_2 + Y$ (where $Y = \text{HO}_2, \text{NO}, n\text{RO}_2, \text{ACO}_3, \text{MO}_2$) as the initial NO to α -pinene ratios were lower. Additionally, we note that the produced $\Delta^{17}\text{O}(\text{ONIT})$ value is a balance between the ONIT production pathway and the $\Delta^{17}\text{O}(\text{NO})$ (Table 1). For the lower initial $[\text{NO}_x] : [\alpha\text{-pinene}]$ experiments, a lower $\Delta^{17}\text{O}(\text{NO})$ value was simulated. The balance between $\Delta^{17}\text{O}(\text{NO})$ and the pathway leading to ONIT production can explain the observation that $\Delta^{17}\text{O}(\text{ONIT})$ was insensitive to initial conditions.

The simulated $\Delta^{17}\text{O}$ values from the chamber experiments highlight compelling dynamics. Primarily, there were substantial differences in $\Delta^{17}\text{O}$ values arising from different formation pathways contributing to ONIT production. The uncertain nature of branching ratios and product yields for ONIT underscores the potential utility of comparing $\Delta^{17}\text{O}(\text{ONIT})$ observations with model simulations, aiding in the refinement of our understanding of ONIT yields originating from $\text{APIP} + \text{NO}$ and $\text{API} + \text{NO}_3$ reaction pathways. Furthermore, a significant divergence between HNO_3 and ONIT in terms of $\Delta^{17}\text{O}$ was observed, particularly with heightened initial NO to α -pinene concentrations. This divergence led to considerably higher simulated $\Delta^{17}\text{O}(\text{HNO}_3)$ than $\Delta^{17}\text{O}(\text{ONIT})$. This difference could potentially be utilized to help constrain the contribution of ONIT hydrolysis to HNO_3 through a comparison of observed $\Delta^{17}\text{O}(\text{HNO}_3)$ and model-based predictions. Lastly, the model simulations underscore the potential of employing the ICOIN-RACM2 model to corroborate $\Delta^{17}\text{O}$ values for OH and HO_2 under diverse conditions (such as concentrations, chemical composition, relative humidity, and temperature), which are commonly assumed to be near 0‰.

sition, relative humidity, and temperature), which are commonly assumed to be near 0‰.

3.3 Summertime diel simulations

The simulated $\Delta^{17}\text{O}$ diel profiles indicate interesting patterns for the various considered molecules, including NO, NO_2 , HONO, HNO_3 , OH, and HO_2 (Fig. 4). The $\Delta^{17}\text{O}$ of NO, NO_2 , and HONO indicates a strong diurnal pattern for both considered summertime case studies. The simulated $\Delta^{17}\text{O}$ of NO and NO_2 indicates lower values during the nighttime and higher values during the daytime. This is due to the importance of nighttime NO emissions, such that the O atoms of NO and NO_2 are not photochemically cycled. The simulated daytime profiles of $\Delta^{17}\text{O}$ of NO and NO_2 follow similar patterns, reflecting their fast photochemical cycling. Near sunrise, $\Delta^{17}\text{O}$ of NO and NO_2 reaches a peak due to photochemical cycling that primarily involves O_3 . As photolysis continues, there is a significant enhancement of peroxy radicals (RO_2/HO_2), which slightly dilutes the $\Delta^{17}\text{O}$ of NO and NO_2 . Near sunset, the peroxy radical concentrations decrease, and once again NO and NO_2 predominantly photochemically cycle with O_3 . During the daytime, the simulated $\Delta^{17}\text{O}(\text{NO}_2) \approx \Delta^{17}\text{O}(\text{NO})$ due to the rapid NO_x photochemical cycling. However, during the nighttime, $\Delta^{17}\text{O}(\text{NO}_2)$ was greater than $\Delta^{17}\text{O}(\text{NO})$ due to the role of nighttime NO emissions with an assumed $\Delta^{17}\text{O}(\text{NO}) = 0\%$. While NO and NO_2 isotope exchange would lead to $\Delta^{17}\text{O}(\text{NO}) = \Delta^{17}\text{O}(\text{NO}_2)$, its role in influencing $\Delta^{17}\text{O}$ depends on the concentrations of NO and NO_2 , as

previously discussed for $\delta^{15}\text{N}$ of NO_x (Walters et al., 2016). In the diel model simulations, nighttime NO concentrations were less than 0.1 ppb (Fig. 1) due to its titration by O_3 . Under these conditions, the rate of NO/ NO_2 isotope exchange was slow relative to NO oxidation or the rate of NO primary emission, leading to a low nighttime $\Delta^{17}\text{O}(\text{NO})$ value for the simulation conditions of low nighttime NO_x relative to O_3 concentrations.

The predicted NO_2 diurnal cycles of elevated $\Delta^{17}\text{O}$ during the daytime and low $\Delta^{17}\text{O}$ during the nights are generally consistent with summertime $\delta^{18}\text{O}$ observations (which track with $\Delta^{17}\text{O}$) in West Lafayette, IN, US (Walters et al., 2018), and recent diel observations of $\Delta^{17}\text{O}$ at Grenoble, FR, during the spring (Albertin et al., 2021). However, there are some slight differences in the daytime $\Delta^{17}\text{O}(\text{NO}_2)$ observations compared to the model simulations, in which the highest $\Delta^{17}\text{O}(\text{NO}_2)$ occurred for samples collected between 9 am–12 pm (Albertin et al., 2021). In comparison, the model indicated the highest $\Delta^{17}\text{O}(\text{NO}_2)$ around 6 to 8 am following the return of photolysis near sunrise. The observations indicate a subsequent daytime decay of $\Delta^{17}\text{O}(\text{NO}_2)$ (Albertin et al., 2021). The model also indicates a daytime decay in $\Delta^{17}\text{O}(\text{NO}_2)$ following the initial maximum $\Delta^{17}\text{O}(\text{NO}_2)$ that coincides with the onset of photolysis; however, the model expects an increase in $\Delta^{17}\text{O}(\text{NO}_2)$ in the late afternoon due to increased O_3/HO_x levels from the decrease in actinic flux. We do not intend to accurately simulate the previously reported $\Delta^{17}\text{O}(\text{NO}_2)$ values (Albertin et al., 2021). Some of the nuanced differences between the model simulation and observations of $\Delta^{17}\text{O}$ are likely due to differences in meteorological conditions, as the model was simulated for summertime while the observations were from springtime and for a different latitude and longitude. Further, our model neglects transport and assumes a constant emission rate, which could influence the diel $\Delta^{17}\text{O}(\text{NO}_2)$ predictions. Nevertheless, the ICOIN-RACM2 mechanism appears to capture the general diurnal trend of $\Delta^{17}\text{O}(\text{NO}_2)$. We envision that future adaptation of the ICOIN-RACM2 mechanism into a chemical transport model would provide useful insight for constraining NO_x photochemical cycling based on a comparison to field $\Delta^{17}\text{O}(\text{NO}_2)$ measurements.

The diurnal variation in $\Delta^{17}\text{O}(\text{HONO})$ exhibits an inverse pattern compared to NO and NO_2 , characterized by nocturnal maxima and daytime minima. This contrast arises from distinct formation pathways operating during daytime and nighttime. For our model simulations and conditions, HONO formation predominantly occurs via NO_2 heterogeneous reactions during the night, giving rise to a high- $\Delta^{17}\text{O}(\text{HONO})$ end-member (Table 1). Conversely, daytime HONO production centers around the $\text{NO} + \text{OH}$ pathway, leading to a low- $\Delta^{17}\text{O}(\text{HONO})$ end-member, which dilutes the $\Delta^{17}\text{O}$ of the formed HONO relative to $\Delta^{17}\text{O}$ of HONO and NO (Table 1). Notably, primary emissions could significantly contribute to HONO levels but were excluded from the hypothetical summertime scenarios (Stockwell et al., 1997). If primary

HONO emissions were substantial, a lower $\Delta^{17}\text{O}(\text{HONO})$ during the night would be anticipated due to a lack of NO_y photochemical cycling, assuming primary emissions carry a $\Delta^{17}\text{O}(\text{HONO})$ value of 0‰. Additionally, we note that the model, based on a gas-phase mechanism, does not include photolysis of $p\text{NO}_3$, which could be an important source of $\Delta^{17}\text{O}(\text{HONO})$ (Ye et al., 2016). For future interpretation of $\Delta^{17}\text{O}(\text{HONO})$ observations, photolysis of $p\text{NO}_3$ and optimized NO_2 heterogeneous reaction rates would need to be considered.

The $\Delta^{17}\text{O}$ of HNO_3 , OH, and HO_2 had little variation in their diel profiles. The $\Delta^{17}\text{O}(\text{HNO}_3)$ tended to converge to a value dependent on the oxidant conditions for Case 19 and Case 20. There was no significant simulated $\Delta^{17}\text{O}(\text{HNO}_3)$ diurnal variability due to the relatively longer HNO_3 lifetime in the gas-phase mechanism relative to NO, NO_2 , and HONO, which rapidly undergo photochemical cycling. In the RACM2 mechanism, the significant chemical loss pathways for HNO_3 are $\text{HNO}_3 + \text{OH}$ and HNO_3 photolysis, which are relatively slow loss pathways, essentially “locking in” the $\Delta^{17}\text{O}(\text{HNO}_3)$ values. Thus, due to the relatively elevated HNO_3 lifetime, the simulated $\Delta^{17}\text{O}(\text{HNO}_3)$ builds up toward a steady-state value. While the modeled diel $\Delta^{17}\text{O}(\text{HNO}_3)$ indicated no substantial diurnal variations, several field studies have indicated significant diurnal variability of $\Delta^{17}\text{O}(p\text{NO}_3)$ in polluted mega-cities (Zhang et al., 2022), as well as off the coast of California (Vicars et al., 2013). Commonly, $\Delta^{17}\text{O}(\text{HNO}_3)$ is thought to be equal to $\Delta^{17}\text{O}(p\text{NO}_3)$ due to the thermodynamic equilibrium between HNO_3 and $p\text{NO}_3$ in the fine aerosol mode (Alexander et al., 2009). However, recent data would suggest that $\Delta^{17}\text{O}(\text{HNO}_3)$ may not always be equal to $\Delta^{17}\text{O}(p\text{NO}_3)$ due to contributions of $p\text{NO}_3$ in the coarse aerosol phase that may not achieve thermodynamic equilibrium with HNO_3 (Kim et al., 2023). If we consider that the $\Delta^{17}\text{O}(p\text{NO}_3)$ diurnal variability should follow $\Delta^{17}\text{O}(\text{HNO}_3)$, the discrepancy between model and observations of diurnal variability would suggest that the lifetime of $p\text{NO}_3$ in these previous studies must be shorter than predicted in our model for HNO_3 . Our model simulation was conducted using a gas-phase mechanism within a simple box model framework. Potentially important $p\text{NO}_3$ loss processes not included in our model include $p\text{NO}_3$ photolysis and wet or dry deposition. These processes should not alter the $\Delta^{17}\text{O}$ of $p\text{NO}_3$ but could reduce the lifetime of $p\text{NO}_3$, leading to a significant diurnal variation in $\Delta^{17}\text{O}$. Additionally, our model simulation does not include transport or changes in boundary layer height and break up of the nocturnal boundary layer, which could also influence $\Delta^{17}\text{O}$ diurnal variations of HNO_3 and $p\text{NO}_3$.

The simulated $\Delta^{17}\text{O}$ of OH and HO_2 was near 0‰ for the entire simulation. We note that the simulated $\Delta^{17}\text{O}(\text{HO}_2)$ was lower than previous $\Delta^{17}\text{O}(\text{HO}_2)$ simulations (Morin et al., 2011), which tended to be between 1‰ to 2‰. This difference is because we have included oxygen isotope exchange reactions involving O_2 and HO_2 (Lyons,

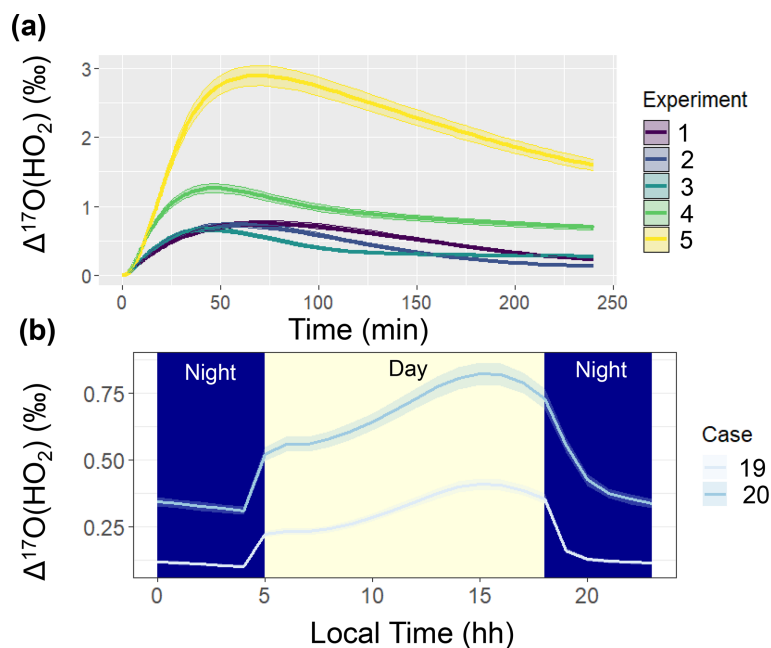


Figure 5. Simulated $\Delta^{17}\text{O}(\text{HO}_2)$ when not considering oxygen isotope exchange between HO_2 and O_2 in the ICOIN-RACM2 mechanism (i.e., O-Exchange13 and O-Exchange14 in Table 2) for (a) the considered chamber simulations (color coded) and (b) the diel simulations for hypothetical summertime cases (color coded). The solid line represents the modeled $\Delta^{17}\text{O}$ value, and the shaded region corresponds to the propagated uncertainty associated with the chosen $\Delta^{17}\text{O}(\text{O}_3^{\text{term}})$ value of $39.3 \pm 2\%$. The shading corresponds to daytime (light yellow) and nighttime (dark blue) conditions for the diel simulations (b).

2001) (i.e., O-Exchange13 and O-Exchange14 in Table 2) in the ICOIN-RACM2 mechanism, which rapidly remove $\Delta^{17}\text{O} > 0\%$ in the generated HO_2 . Without including this oxygen isotope exchange reaction, the ICOIN-RACM2 modeled $\Delta^{17}\text{O}(\text{HO}_2)$ predicts a non-zero $\Delta^{17}\text{O}(\text{HO}_2)$ that can be as high as 3‰ dependent on the model conditions (Fig. 5), consistent with previous model simulations (Morin et al., 2011). While the $\Delta^{17}\text{O}(\text{HO}_2)$ is expected to have a minor impact on the $\Delta^{17}\text{O}$ of NO_y species (Alexander et al., 2009), we should consider the importance of the role of oxygen isotope exchange between O_2 and HO_2 influencing $\Delta^{17}\text{O}(\text{HO}_2)$, as it will be an important source of $\Delta^{17}\text{O}$ of H_2O_2 , which is propagated into atmospheric sulfate (Savarino et al., 2000).

Comparing Case 19 and Case 20 reveals coherent diel $\Delta^{17}\text{O}$ patterns. The primary disparity between these case studies lies in the higher $\Delta^{17}\text{O}$ values exhibited by the considered NO_y compounds in the urban setting of Case 19 compared to the rural backdrop of Case 20 (Fig. 4). The general divergence between the urban and rural simulated $\Delta^{17}\text{O}$ stems from the interplay between O_3 and RO_2/HO_2 . Urban conditions (i.e., Case 19) entail greater contributions from NO_x photochemical cycling with O_3 relative to the rural environment (i.e., Case 20). An important exception to the urban vs. rural trend was for $\Delta^{17}\text{O}(\text{HO}_2)$ when O_2/HO_2 exchange reactions were not considered in the model simulation (Fig. 5). From these simulations, the rural $\Delta^{17}\text{O}(\text{HO}_2)$ was slightly larger than the urban simulations, reflecting dif-

ferences in the involvement of O_3 in HO_2 formation between these simulations. Overall, these hypothetical simulations highlight the prospect of intriguing $\Delta^{17}\text{O}$ variations between urban and rural settings.

4 Conclusions

This study introduces a novel gas-phase mechanism, denoted as ICOIN-RACM2, which is built upon the RACM2 gas-phase chemical mechanism framework (Goliff et al., 2013). This mechanism is designed to explicitly model the $\Delta^{17}\text{O}$ of NO_y and O_x molecules based on quantitatively tracking the incorporation and propagation of the oxygen isotope anomaly derived from O_3 . Its application is demonstrated through box model simulations encompassing diverse hypothetical scenarios. These scenarios include chamber experiments focused on α -pinene and NO photochemical oxidation and the exploration of diurnal cycles in summertime chemistry.

These initial investigations serve as a fundamental step towards advancing our comprehension of NO_y oxidation chemistry and its intricate pathways. Notably, the mechanism exhibits promising capabilities in simulating $\Delta^{17}\text{O}$ values for multiple NO_y and O_x species. This capacity holds considerable promise for refining our insights into aspects such as ONIT formation, branching ratios, and hydrolysis dynamics. Moreover, the ICOIN-RACM2 mechanism emerges as

a valuable tool for various air-quality-related objectives. It could be an invaluable tool for the assessment of primary emission strengths for HONO and the probing of urban-to-rural gradients of atmospheric oxidation chemistry. In forthcoming endeavors, this newly devised model will be instrumental in direct comparisons with $\Delta^{17}\text{O}$ observations arising from chamber experiments and investigations tied to air quality. As techniques for analyzing $\Delta^{17}\text{O}$ in NO_y molecules continue to advance, the model's utility is poised to expand.

An envisioned next step involves integrating the model into a broader 3-D atmospheric chemistry framework. This integration is anticipated to offer vital insights for evaluating the representation of oxidation chemistry across diverse landscapes. These endeavors have far-reaching implications, notably in fine-tuning our capacity to accurately model and predict atmospheric oxidation processes, thus enhancing our overall understanding of atmospheric oxidation capacity.

Code and data availability. The developed mechanism, box model source codes, and the input and output files have been made publicly available at <https://doi.org/10.5281/zenodo.10961373> (Walters, 2024).

Supplement. The supplement related to this article is available online at: <https://doi.org/10.5194/gmd-17-4673-2024-supplement>.

Author contributions. WWW designed, tested, and evaluated the newly developed mechanism. MT and NLN provided critical insight into utilizing box models to simulate chamber experimental data. WWW and MGH secured funding for this work. WWW prepared the article with contributions from all co-authors.

Competing interests. The contact author has declared that none of the authors has any competing interests.

Disclaimer. Publisher's note: Copernicus Publications remains neutral with regard to jurisdictional claims made in the text, published maps, institutional affiliations, or any other geographical representation in this paper. While Copernicus Publications makes every effort to include appropriate place names, the final responsibility lies with the authors.

Financial support. This research has been supported by NOAA's Climate Program Office's Atmospheric Chemistry, Carbon Cycle, and Climate program (NOAA AC4 NA18OAR4310118).

Review statement. This paper was edited by Slimane Bekki and reviewed by two anonymous referees.

References

- Albertin, S., Savarino, J., Bekki, S., Barbero, A., and Caillon, N.: Measurement report: Nitrogen isotopes ($\delta^{15}\text{N}$) and first quantification of oxygen isotope anomalies ($\Delta^{17}\text{O}$, $\delta^{18}\text{O}$) in atmospheric nitrogen dioxide, *Atmos. Chem. Phys.*, 21, 10477–10497, <https://doi.org/10.5194/acp-21-10477-2021>, 2021.
- Alexander, B., Hastings, M. G., Allman, D. J., Dachs, J., Thornton, J. A., and Kunasek, S. A.: Quantifying atmospheric nitrate formation pathways based on a global model of the oxygen isotopic composition ($\Delta^{17}\text{O}$) of atmospheric nitrate, *Atmos. Chem. Phys.*, 9, 5043–5056, <https://doi.org/10.5194/acp-9-5043-2009>, 2009.
- Alexander, B., Sherwen, T., Holmes, C. D., Fisher, J. A., Chen, Q., Evans, M. J., and Kasibhatla, P.: Global inorganic nitrate production mechanisms: comparison of a global model with nitrate isotope observations, *Atmos. Chem. Phys.*, 20, 3859–3877, <https://doi.org/10.5194/acp-20-3859-2020>, 2020.
- Barkan, E. and Luz, B.: High-precision measurements of $^{17}\text{O}/^{16}\text{O}$ and $^{18}\text{O}/^{16}\text{O}$ of O_2 and O_2/Ar ratio in air, *Rapid Commun. Mass Sp.*, 17, 2809–2814, <https://doi.org/10.1002/rcm.1267>, 2003.
- Bhattacharya, S., Pandey, A., and Savarino, J.: Determination of intramolecular isotope distribution of ozone by oxidation reaction with silver metal, *J. Geophys. Res.-Atmos.*, 113, D03303, <https://doi.org/10.1029/2006JD008309>, 2008.
- Blum, D. E., Walters, W. W., Eris, G., Takeuchi, M., Huey, L. G., Tanner, D., Xu, W., Rivera-Rios, J. C., Liu, F., Ng, N. L., and Hastings, M. G.: Collection of Nitrogen Dioxide for Nitrogen and Oxygen Isotope Determination—Laboratory and Environmental Chamber Evaluation, *Anal. Chem.*, 95, 3371–3378, <https://doi.org/10.1021/acs.analchem.2c04672>, 2023.
- Browne, E. C. and Cohen, R. C.: Effects of biogenic nitrate chemistry on the NO_x lifetime in remote continental regions, *Atmos. Chem. Phys.*, 12, 11917–11932, <https://doi.org/10.5194/acp-12-11917-2012>, 2012.
- Chai, J., Dibb, J. E., Anderson, B. E., Bekker, C., Blum, D. E., Heim, E., Jordan, C. E., Joyce, E. E., Kaspari, J. H., Munro, H., Walters, W. W., and Hastings, M. G.: Isotopic evidence for dominant secondary production of HONO in near-ground wildfire plumes, *Atmos. Chem. Phys.*, 21, 13077–13098, <https://doi.org/10.5194/acp-21-13077-2021>, 2021.
- Escorcía, E. N., Sjøstedt, S. J., and Abbatt, J. P. D.: Kinetics of N_2O_5 Hydrolysis on Secondary Organic Aerosol and Mixed Ammonium Bisulfate—Secondary Organic Aerosol Particles, *J. Phys. Chem. A*, 114, 13113–13121, <https://doi.org/10.1021/jp107721v>, 2010.
- Fisher, J. A., Jacob, D. J., Travis, K. R., Kim, P. S., Marais, E. A., Chan Miller, C., Yu, K., Zhu, L., Yantosca, R. M., Sulprizio, M. P., Mao, J., Wennberg, P. O., Crouse, J. D., Teng, A. P., Nguyen, T. B., St. Clair, J. M., Cohen, R. C., Romer, P., Nault, B. A., Wooldridge, P. J., Jimenez, J. L., Campuzano-Jost, P., Day, D. A., Hu, W., Shepson, P. B., Xiong, F., Blake, D. R., Goldstein, A. H., Misztal, P. K., Hanisco, T. F., Wolfe, G. M., Ryerson, T. B., Wisthaler, A., and Mikoviny, T.: Organic nitrate chemistry and its implications for nitrogen budgets in an isoprene- and monoterpene-rich atmosphere: constraints from aircraft (SEAC⁴RS) and ground-based (SOAS) observations in the Southeast US, *Atmos. Chem. Phys.*, 16, 5969–5991, <https://doi.org/10.5194/acp-16-5969-2016>, 2016.

- Galloway, J. N., Dentener, F. J., Capone, D. G., Boyer, E. W., Howarth, R. W., Seitzinger, S. P., Asner, G. P., Cleveland, C. C., Green, P. A., Holland, E. A., Karl, D. M., Michaels, A. F., Porter, J. H., Townsend, A. R., and Vöosmarty, C. J.: Nitrogen Cycles: Past, Present, and Future, *Biogeochemistry*, 70, 153–226, <https://doi.org/10.1007/s10533-004-0370-0>, 2004.
- Gao, Y. Q. and Marcus, R. A.: Strange and unconventional isotope effects in ozone formation, *Science*, 293, 259–263, <https://doi.org/10.1126/science.1058528>, 2001.
- Gen, M., Liang, Z., Zhang, R., Mabato, B. R. G., and Chan, C. K.: Particulate nitrate photolysis in the atmosphere, *Environ. Sci. Atmos.*, 2, 111–127, <https://doi.org/10.1039/D1EA00087J>, 2022.
- Goliff, W. S., Stockwell, W. R., and Lawson, C. V.: The regional atmospheric chemistry mechanism, version 2, *Atmos. Environ.*, 68, 174–185, <https://doi.org/10.1016/j.atmosenv.2012.11.038>, 2013.
- Hastings, M. G., Sigman, D. M., and Lipschultz, F.: Isotopic evidence for source changes of nitrate in rain at Bermuda, *J. Geophys. Res.-Atmos.*, 108, 4790, <https://doi.org/10.1029/2003JD003789>, 2003.
- Holmes, C. D., Bertram, T. H., Confer, K. L., Graham, K. A., Roman, A. C., Wirks, C. K., and Shah, V.: The Role of Clouds in the Tropospheric NO_x Cycle: A New Modeling Approach for Cloud Chemistry and Its Global Implications, *Geophys. Res. Lett.*, 46, 4980–4990, <https://doi.org/10.1029/2019GL081990>, 2019.
- Ishino, S., Hattori, S., Savarino, J., Jourdain, B., Preunkert, S., Legrand, M., Caillon, N., Barbero, A., Kuribayashi, K., and Yoshida, N.: Seasonal variations of triple oxygen isotopic compositions of atmospheric sulfate, nitrate, and ozone at Dumont d'Urville, coastal Antarctica, *Atmos. Chem. Phys.*, 17, 3713–3727, <https://doi.org/10.5194/acp-17-3713-2017>, 2017.
- Janssen, C.: Intramolecular isotope distribution in heavy ozone (¹⁶O¹⁸O¹⁶O and ¹⁶O¹⁶O¹⁸O), *J. Geophys. Res.-Atmos.*, 110, <https://doi.org/10.1029/2004JD005479>, 2005.
- Johnston, J. C. and Thiemens, M. H.: The isotopic composition of tropospheric ozone in three environments, *J. Geophys. Res.-Atmos.*, 102, 25395–25404, <https://doi.org/10.1029/97JD02075>, 1997.
- Kim, H., Walters, W. W., Bekker, C., Murray, L. T., and Hastings, M. G.: Nitrate chemistry in the northeast US – Part 2: Oxygen isotopes reveal differences in particulate and gas-phase formation, *Atmos. Chem. Phys.*, 23, 4203–4219, <https://doi.org/10.5194/acp-23-4203-2023>, 2023.
- Krankowsky, D., Lämmerzahl, P., and Mauersberger, K.: Isotopic measurements of stratospheric ozone, *Geophys. Res. Lett.*, 27, 2593–2595, <https://doi.org/10.1029/2000GL011812>, 2000.
- Krankowsky, D., Lämmerzahl, P., Mauersberger, K., Janssen, C., Tuzson, B., and Röckmann, T.: Stratospheric ozone isotope fractionations derived from collected samples, *J. Geophys. Res.-Atmos.*, 112, D08301, <https://doi.org/10.1029/2006JD007855>, 2007.
- Liu, Q., Schurter, L. M., Muller, C. E., Aloisio, S., Francisco, J. S., and Margerum, D. W.: Kinetics and mechanisms of aqueous ozone reactions with bromide, sulfite, hydrogen sulfite, iodide, and nitrite ions, *Inorg. chem.*, 40, 4436–4442, <https://doi.org/10.1021/ic000919j>, 2001.
- Lyons, J. R.: Transfer of mass-independent fractionation in ozone to other oxygen-containing radicals in the atmosphere, *Geophys. Res. Lett.*, 28, 3231–3234, <https://doi.org/10.1029/2000GL012791>, 2001.
- Marcus, R.: Mass-independent oxygen isotope fractionation in selected systems. Mechanistic considerations, *Adv. Quantum Chem.*, 55, 5–19, [https://doi.org/10.1016/S0065-3276\(07\)00202-X](https://doi.org/10.1016/S0065-3276(07)00202-X), 2008.
- Mauersberger, K., Lämmerzahl, P., and Krankowsky, D.: Stratospheric ozone isotope enrichments—revisited, *Geophys. Res. Lett.*, 28, 3155–3158, <https://doi.org/10.1029/2001GL013439>, 2001.
- Michalski, G. and Bhattacharya, S.: The role of symmetry in the mass independent isotope effect in ozone, *P. Natl. Acad. Sci. USA*, 106, 5493–5496, <https://doi.org/10.1073/pnas.0812755106>, 2009.
- Michalski, G., Scott, Z., Kabling, M., and Thiemens, M. H.: First measurements and modeling of $\Delta^{17}\text{O}$ in atmospheric nitrate, *Geophys. Res. Lett.*, 30, 1870, <https://doi.org/10.1029/2003GL017015>, 2003.
- Michalski, G., Bhattacharya, S. K., and Mase, D. F.: Oxygen isotope dynamics of atmospheric nitrate and its precursor molecules, in: *Handbook of Environmental Isotope Geochemistry*, edited by: Baskaran, M., Springer, New York, pp. 613–635, <https://doi.org/10.1007/978-3-642-10637-8>, 2012.
- Michalski, G., Bhattacharya, S. K., and Girsch, G.: NO_x cycle and the tropospheric ozone isotope anomaly: an experimental investigation, *Atmos. Chem. Phys.*, 14, 4935–4953, <https://doi.org/10.5194/acp-14-4935-2014>, 2014.
- Morin, S., Sander, R., and Savarino, J.: Simulation of the diurnal variations of the oxygen isotope anomaly ($\Delta^{17}\text{O}$) of reactive atmospheric species, *Atmos. Chem. Phys.*, 11, 3653–3671, <https://doi.org/10.5194/acp-11-3653-2011>, 2011.
- Morton, J., Barnes, J., Schueler, B., and Mauersberger, K.: Laboratory studies of heavy ozone, *J. Geophys. Res.-Atmos.*, 95, 901–907, <https://doi.org/10.1029/JD095iD01p00901>, 1990.
- Newsome, B. and Evans, M.: Impact of uncertainties in inorganic chemical rate constants on tropospheric composition and ozone radiative forcing, *Atmos. Chem. Phys.*, 17, 14333–14352, <https://doi.org/10.5194/acp-17-14333-2017>, 2017.
- Ng, N. L., Brown, S. S., Archibald, A. T., Atlas, E., Cohen, R. C., Crowley, J. N., Day, D. A., Donahue, N. M., Fry, J. L., Fuchs, H., Griffin, R. J., Guzman, M. I., Herrmann, H., Hodzic, A., Iinuma, Y., Jimenez, J. L., Kiendler-Scharr, A., Lee, B. H., Luecken, D. J., Mao, J., McLaren, R., Mutzel, A., Osthoff, H. D., Ouyang, B., Picquet-Varrault, B., Platt, U., Pye, H. O. T., Rudich, Y., Schwantes, R. H., Shiraiwa, M., Stutz, J., Thornton, J. A., Tilgner, A., Williams, B. J., and Zaveri, R. A.: Nitrate radicals and biogenic volatile organic compounds: oxidation, mechanisms, and organic aerosol, *Atmos. Chem. Phys.*, 17, 2103–2162, <https://doi.org/10.5194/acp-17-2103-2017>, 2017.
- Pinder, R. W., Davidson, E. A., Goodale, C. L., Greaver, T. L., Herrick, J. D., and Liu, L.: Climate change impacts of US reactive nitrogen, *P. Natl. Acad. Sci. USA*, 109, 7671–7675, <https://doi.org/10.1073/pnas.1114243109>, 2012.
- Prinn, R. G.: The cleansing capacity of the atmosphere, *Annu. Rev. Env. Resour.*, 28, 29–57, <https://doi.org/10.1146/annurev.energy.28.011503.163425>, 2003.
- Röckmann, T., Brenninkmeijer, C., Saueressig, G., Bergamaschi, P., Crowley, J., Fischer, H., and Crutzen, P.: Mass-

- independent oxygen isotope fractionation in atmospheric CO as a result of the reaction $\text{CO} + \text{OH}$, *Science*, 281, 544–546, <https://doi.org/10.1126/science.281.5376.544>, 1998.
- Romer, P. S., Duffey, K. C., Wooldridge, P. J., Allen, H. M., Ayres, B. R., Brown, S. S., Brune, W. H., Crouse, J. D., de Gouw, J., Draper, D. C., Feiner, P. A., Fry, J. L., Goldstein, A. H., Koss, A., Misztal, P. K., Nguyen, T. B., Olson, K., Teng, A. P., Wennberg, P. O., Wild, R. J., Zhang, L., and Cohen, R. C.: The lifetime of nitrogen oxides in an isoprene-dominated forest, *Atmos. Chem. Phys.*, 16, 7623–7637, <https://doi.org/10.5194/acp-16-7623-2016>, 2016.
- Savarino, J., Lee, C., and Thiemens, M.: Laboratory oxygen isotopic study of sulfur (IV) oxidation: Origin of the mass-independent oxygen isotopic anomaly in atmospheric sulfates and sulfate mineral deposits on Earth (Paper 2000JD900456), *J. Geophys. Res.-Atmos.*, 105, 29–079, <https://doi.org/10.1029/2000JD900456>, 2000.
- Savarino, J., Vicars, W. C., Legrand, M., Preunkert, S., Jourdain, B., Frey, M. M., Kukui, A., Caillon, N., and Gil Roca, J.: Oxygen isotope mass balance of atmospheric nitrate at Dome C, East Antarctica, during the OPAL campaign, *Atmos. Chem. Phys.*, 16, 2659–2673, <https://doi.org/10.5194/acp-16-2659-2016>, 2016.
- Stockwell, W. R., Kirchner, F., Kuhn, M., and Seefeld, S.: A new mechanism for regional atmospheric chemistry modeling, *J. Geophys. Res.-Atmos.*, 102, 25847–25879, <https://doi.org/10.1029/97JD00849>, 1997.
- Takeuchi, M. and Ng, N. L.: Chemical composition and hydrolysis of organic nitrate aerosol formed from hydroxyl and nitrate radical oxidation of α -pinene and β -pinene, *Atmos. Chem. Phys.*, 19, 12749–12766, <https://doi.org/10.5194/acp-19-12749-2019>, 2019.
- Thiemens, M. H. and Jackson, T.: Pressure dependency for heavy isotope enhancement in ozone formation, *Geophys. Res. Lett.*, 17, 717–719, <https://doi.org/10.1029/GL017i006p00717>, 1990.
- Velivetskaya, T. A., Ignatiev, A. V., Budnitskiy, S. Y., Yakovenko, V. V., and Vysotskiy, S. V.: Mass-independent fractionation of oxygen isotopes during H_2O_2 formation by gas-phase discharge from water vapour, *Geochim. Cosmochim. Ac.*, 193, 54–65, <https://doi.org/10.1016/j.gca.2016.08.008>, 2016.
- Vicars, W. C., Morin, S., Savarino, J., Wagner, N. L., Erbland, J., Vince, E., Martins, J. M. F., Lerner, B. M., Quinn, P. K., Coffman, D. J., Williams, E. J., and Brown, S. S.: Spatial and diurnal variability in reactive nitrogen oxide chemistry as reflected in the isotopic composition of atmospheric nitrate: Results from the CalNex 2010 field study, *Geophys. Res. Atmos.*, 118, 10–567, <https://doi.org/10.1002/jgrd.50680>, 2013.
- Vicars, W. C. and Savarino, J.: Quantitative constraints on the ^{17}O -excess ($\Delta^{17}\text{O}$) signature of surface ozone: Ambient measurements from 50°N to 50°S using the nitrite-coated filter technique, *Geochim. Cosmochim. Ac.*, 135, 270–287, <https://doi.org/10.1016/j.gca.2014.03.023>, 2014.
- Vicars, W. C., Bhattacharya, S., Erbland, J., and Savarino, J.: Measurement of the ^{17}O -excess ($\Delta^{17}\text{O}$) of tropospheric ozone using a nitrite-coated filter, *Rapid Commun. Mass Sp.*, 26, 1219–1231, <https://doi.org/10.1002/rcm.6218>, 2012.
- Walters, W.: ICOIN_RACM2 (v1.3), Zenodo [code and data set], <https://doi.org/10.5281/zenodo.10961373>, 2024.
- Walters, W. W. and Michalski, G.: Ab initio study of nitrogen and position-specific oxygen kinetic isotope effects in the $\text{NO} + \text{O}_3$ reaction, *J. Chem. Phys.*, 145, 224311, <https://doi.org/10.1063/1.4968562>, 2016.
- Walters, W. W., Simonini, D. S., and Michalski, G.: Nitrogen isotope exchange between NO and NO_2 and its implications for $\delta^{15}\text{N}$ variations in tropospheric NO_x and atmospheric nitrate, *Geophys. Res. Lett.*, 43, 440–448, <https://doi.org/10.1002/2015GL066438>, 2016.
- Walters, W. W., Fang, H., and Michalski, G.: Summertime diurnal variations in the isotopic composition of atmospheric nitrogen dioxide at a small midwestern United States city, *Atmos Environ*, 179, 1–11, <https://doi.org/10.1016/j.atmosenv.2018.01.047>, 2018.
- Walters, W. W., Michalski, G., Böhlke, J. K., Alexander, B., Savarino, J., and Thiemens, M. H.: Assessing the Seasonal Dynamics of Nitrate and Sulfate Aerosols at the South Pole Utilizing Stable Isotopes, *J. Geophys. Res.-Atmos.*, 124, 8161–8177, <https://doi.org/10.1029/2019JD030517>, 2019.
- Wang, Y., Piletic, I. R., Takeuchi, M., Xu, T., France, S., and Ng, N. L.: Synthesis and hydrolysis of atmospherically relevant monoterpene-derived organic nitrates, *Environ. Sci. Technol.*, 55, 14595–14606, <https://doi.org/10.1021/acs.est.1c05310>, 2021.
- Wang, Y., Takeuchi, M., Wang, S., Nizkorodov, S. A., France, S., Eris, G., and Ng, N. L.: Photolysis of gas-phase atmospherically relevant monoterpene-derived organic nitrates, *J. Phys. Chem. A*, 127, 987–999, <https://doi.org/10.1021/acs.jpca.2c04307>, 2023.
- Wolfe, G. M., Marvin, M. R., Roberts, S. J., Travis, K. R., and Liao, J.: The Framework for 0-D Atmospheric Modeling (FOAM) v3.1, *Geosci. Model Dev.*, 9, 3309–3319, <https://doi.org/10.5194/gmd-9-3309-2016>, 2016.
- Ye, C., Zhou, X., Pu, D., Stutz, J., Festa, J., Spolaor, M., Tsai, C., Cantrell, C., Mauldin, R. L., Campos, T., Weinheimer, A., Hornbrook, R. S., Apel, E. C., Guenther, A., Kaser, L., Yuan, B., Karl, T., Haggerty, J., Hall, S., Ullmann, K., Smith, J. N., Ortega, J., and Knote, C.: Rapid cycling of reactive nitrogen in the marine boundary layer, *Nature*, 532, 489–491, <https://doi.org/10.1038/nature17195>, 2016.
- Zare, A., Romer, P. S., Nguyen, T., Keutsch, F. N., Skog, K., and Cohen, R. C.: A comprehensive organic nitrate chemistry: insights into the lifetime of atmospheric organic nitrates, *Atmos. Chem. Phys.*, 18, 15419–15436, <https://doi.org/10.5194/acp-18-15419-2018>, 2018.
- Zhang, Y.-L., Zhang, W., Fan, M.-Y., Li, J., Fang, H., Cao, F., Lin, Y.-C., Wilkins, B. P., Liu, X., Bao, M., Hong, Y., and Michalski, G.: A diurnal story of $\Delta^{17}\text{O}(\text{NO}_3^-)$ in urban Nanjing and its implication for nitrate aerosol formation, *npj Clim. Atmos. Sci.*, 5, 50, <https://doi.org/10.1038/s41612-022-00273-3>, 2022.