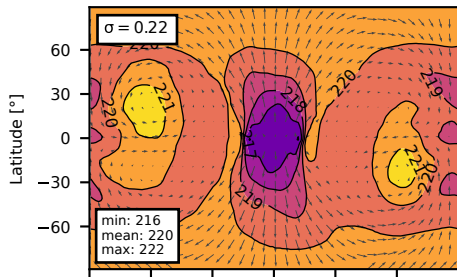
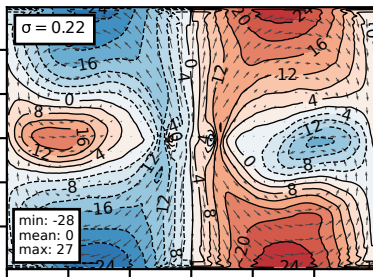


LFRic-Atmosphere Tidally Locked Earth Time Mean Maps

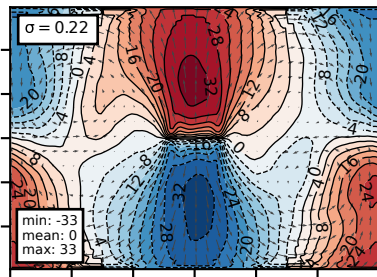
(a) Air Temperature [K]



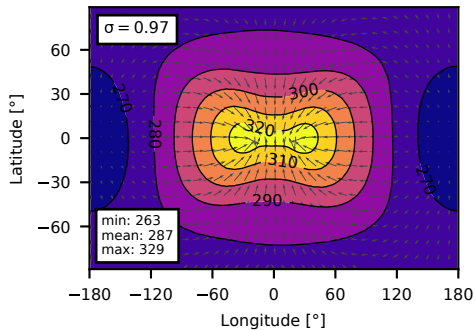
(b) Eastward Wind [m s^{-1}]



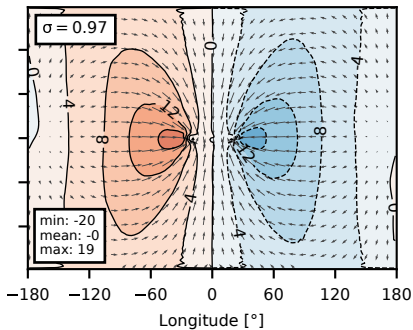
(c) Northward Wind [m s^{-1}]



(d) Air Temperature [K]



(e) Eastward Wind [m s^{-1}]



(f) Northward Wind [m s^{-1}]

