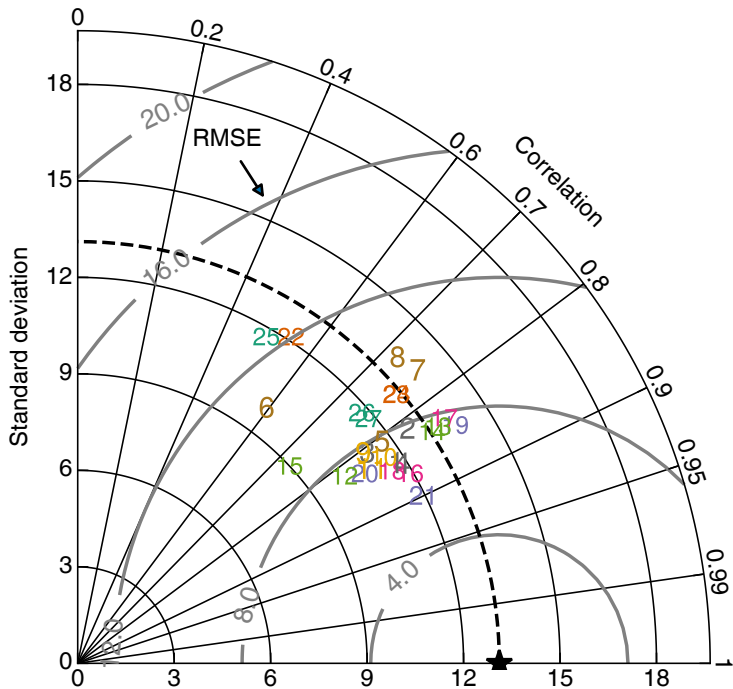
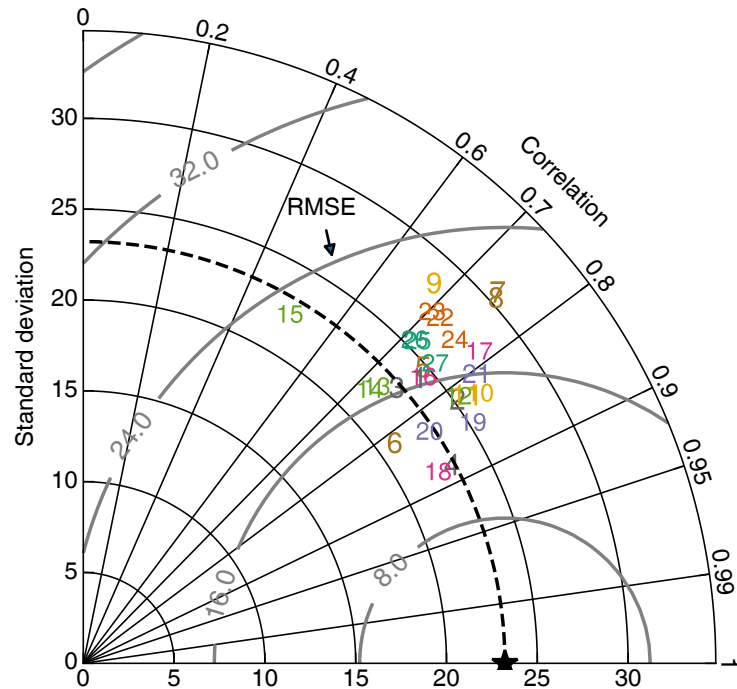


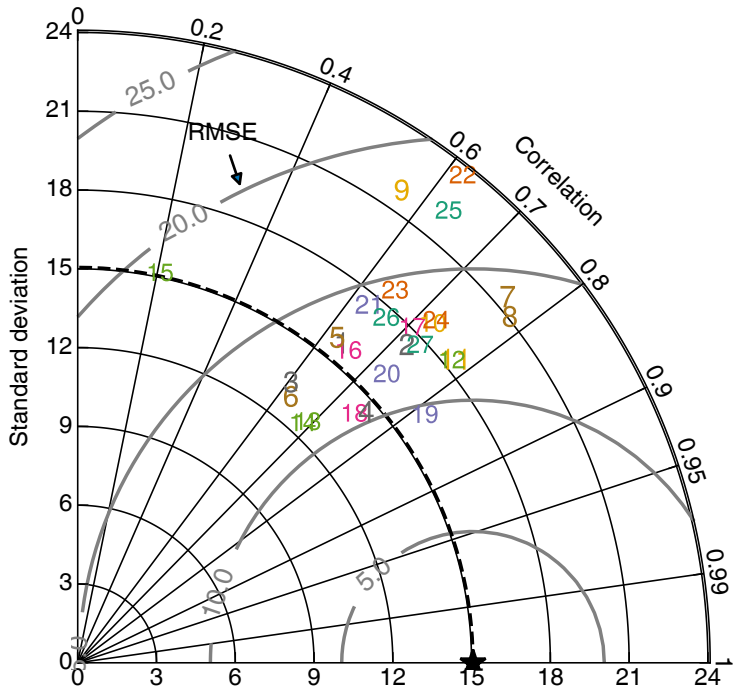
(a) LW CRE at TOA



(b) SW CRE at TOA



(c) Net CRE at TOA



★ Reference	14 MRI-ESM1
1 BNU-ESM	15 GISS-E2-H
2 CanESM2	16 CCSM4
3 CNRM-CM5	17 NorESM1-M
4 ACCESS1-0	18 HadGEM2-AO
5 FIO-ESM	19 GFDL-CM3
6 inmcm4	20 GFDL-ESM2M
7 IPSL-CM5A-LR	21 CESM1-CAM5
8 IPSL-CM5A-MR	22 Linear_LS
9 MIROC-ESM	23 Linear_FD
10 HadCM3	24 Linear_ALL
11 MPI-ESM-LR	25 Sundqvist_LS
12 MPI-ESM-MR	26 Sundqvist_FD
13 MRI-CGCM3	27 Sundqvist_ALL