Supplement of Geosci. Model Dev., 13, 6077–6092, 2020
https://doi.org/10.5194/gmd-13-6077-2020-supplement
© Author(s) 2020. This work is distributed under
the Creative Commons Attribution 4.0 License.

Geoscientific Model Development
Open Access

Supplement of

Simulating second-generation herbaceous bioenergy crop yield using the global hydrological model H08 (v.bio1)

Zhipin Ai et al.

Correspondence to: Zhipin Ai (ai.zhipin@nies.go.jp)

The copyright of individual parts of the supplement might differ from the CC BY 4.0 License.

Table S1. Different types of simulations in this study.

ID	Water management	Model	Meteorological dataset	Purpose
1	Rainfed	Original model	WFDEI	To evaluate the performance of the original H08.
2	Rainfed	Enhanced model	WFDEI	To evaluate the performance of the enhanced H08 under rainfed condition. To calculate water use efficiency.
3	Irrigated	Enhanced model	WFDEI	To evaluate the performance of the enhanced H08 under irrigated condition. To calculate water use efficiency.
4	Rainfed	Enhanced model	S14FD	To investigate the variability of the result.

Table S2. Location and yield of the sites for *Miscanthus* (specified in Fig. 4) under rainfed condition.

ID	Country	Longitude	Latitude	Minimum yield [t ha^{-1} yr^{-1}]	Maximum yield [t ha^{-1} yr^{-1}]	Mean yield [t ha^{-1} yr^{-1}]	Reference
1	Indonesia	107.70	-7.00	31.9	31.9	31.9	Blair et al. 1986
2	US	-97.10	36.10	12.4	13.1	12.8	Aravindhakshan et al. 2010
3	US	-88.67	37.45	18.0	42.3	30.2	Arundale et al., 2014a, 2014b; Heaton et al., 2008
4	Turkey	33.23	38.17	1.50	13.19	7.0	Acaroğlu and Aksoy, 2005
5	US	-88.39	38.38	19.00	47.00	31.4	Arundale et al., 2014a, 2014b; Heaton et al., 2008
6	US	-90.82	39.81	12.00	36.00	25.0	Arundale et al., 2014a, 2014b; Heaton et al., 2008
7	US	-88.23	40.08	22.0	45.5	33.8	Arundale et al., 2014a; Heaton et al., 2008
8	US	-88.19	40.17	17.00	24.10	20.6	Wang et al., 2012
9	US	-88.85	41.85	5.00	29.90	17.3	Arundale et al., 2014a, 2014b; Heaton et al., 2008
10	Italy	10.32	43.67	9.00	48.00	26.2	Angelini et al., 2009; Ercoli et al., 1999; o Di Nasso et al., 2011
11	Switzerland	9.13	47.57	14.00	14.00	14.0	Poeplau and Don, 2014
12	Germany	10.00	48.00	20.00	20.00	20.0	Lewandowski and Heinz, 2003
13	Austria	14.22	48.11	15.50	24.50	20.0	Schwarz, 1993
14	Germany	9.97	48.13	12.70	16.50	15.0	Lewandowski and Kicherer, 1997
15	Austria	14.15	48.14	13.20	24.40	18.8	Schwarz, 1993
16	Austria	16.39	48.18	0.80	21.50	12.5	Schwarz, 1993
17	Austria	15.55	48.19	2.00	23.84	14.9	Schwarz, 1993; Schwarz et al., 1994a
18	Austria	15.00	48.30	17.4	24.5	21.0	Schwartz, 1993
19	Germany	11.54	48.31	0.41	20.88	12.6	Schwarz et al., 1994b
20	Germany	10.26	48.49	1.11	23.42	13.4	Schwarz et al., 1994b
21	Germany	11.63	48.60	0.28	20.43	10.2	Schwarz et al., 1994b
22	Germany	9.00	48.70	19.9	26.4	23.2	Clifton-Brown et al., 2001a
23	Germany	8.93	48.73	14.50	18.00	16.3	Boehmel et al., 2008
24	Germany	8.92	48.75	5.60	30.50	13.7	Gauder et al., 2012
25	Germany	9.19	48.78	0.51	22.54	11.2	Schwarz et al., 1994b
26	Germany	8.10	49.00	17.00	17.00	17.0	Lewandowski el al., 2003
27	Germany	6.72	49.82	15.00	15.00	15.0	Poeplau and Don, 2014
28	France	3.00	49.87	19.00	28.00	23.1	Strullu et al., 2011
29	France	3.01	49.87	14.30	28.40	22.2	Cadoux et al., 2014
30	Germany	9.90	49.90	6.2	19.8	13.0	Kahle et al., 2001
31	Germany	10.77	50.97	15.00	15.00	15.0	Poeplau and Don, 2014
32	Blegium	3.80	51.00	0.50	25.70	12.1	Muylle et al., 2015
33	UK	-1.26	51.10	0.80	23.50	14.5	Price et al., 2004
34	Poland	22.63	51.23	0.44	29.43	13.1	Borkowska and Molas, 2013
35	Germany	6.70	51.50	17.5	28.8	23.2	Heaton et al. 2008
36	Germany	6.70	51.52	1.00	20.70	12.5	Himken et al., 1997
37	Germany	7.62	51.78	1.47	18.44	10.0	Schwarz et al., 1994b
38	UK	-0.40	51.80	9.8	17.8	13.8	Christian et al. 2008
39	UK	-2.64	51.80	13.00	24.00	18.0	Price et al., 2004
40	UK	-0.35	51.80	0.10	18.70	9.1	Clifton-Brown et al., 2001a
41	UK	-0.36	51.82	12.00	14.50	12.9	Richter et al., 2008

42	UK	-0.62	52.01	13.70	16.20	15.0	Richter et al., 2008
43	UK	-0.03	52.25	0.20	17.00	10.6	Price et al., 2004
44	Poland	16.92	52.42	5.50	23.70	11.2	Jezowski, 2008; Jezowski et al., 2011
45	UK	0.09	52.42	11.50	22.50	18.4	Price et al., 2004
46	UK	-4.02	52.43	0.30	17.20	10.6	Zatta et al., 2014
47	Germany	10.80	52.60	8.8	13.5	11.2	Kahle et al. 2001
48	Germany	8.26	52.61	2.10	20.02	10.1	Schwarz et al., 1994b
49	Germany	10.81	52.62	3.72	23.89	14.2	Schwarz et al., 1994b
50	Ireland	-7.83	52.65	4.20	16.30	11.5	Clifton-Brown et al., 2001b
51	Ireland	-7.27	52.67	2.00	15.80	9.4	Clifton-Brown et al., 2001b
52	Germany	8.81	52.68	3.46	19.01	9.6	Schwarz et al., 1994b
53	Netherlands	7.06	52.88	21.8	21.8	21.8	van der Werf et al. 1993
54	UK	-3.78	53.22	14.90	22.20	18.6	Price et al., 2004
55	Netherlands	6.95	53.30	13.00	13.00	13.0	Poeplau and Don, 2014
56	Poland	19.38	53.78	5.80	28.00	13.8	Jezowski et al., 2011
57	Germany	12.60	53.90	7.5	12.6	10.1	Kahle et al. 2001; Beuch et al., 2000
58	UK	-1.11	54.12	0.50	13.00	7.8	Price et al., 2004
59	UK	-0.64	54.12	0.50	16.00	7.3	Price et al., 2004
60	Denmark	9.12	54.90	6.20	14.00	10.0	Schwarz et al., 1994b
61	Sweden	14.00	56.00	0.10	24.70	6.6	Clifton-Brown et al., 2001a
62	UK	-3.06	56.46	10.20	10.20	10.2	Richter et al., 2008
63	Denmark	9.60	56.50	9.7	16.8	13.3	Clifton-Brown et al. 2001a, 2004; Lewandowski el al., 2003
64	Denmark	9.40	56.80	7.7	8.9	8.3	Jørgensen, 1997

Table S3. Location and yield of the sites for switchgrass (specified in Fig. 4) under rainfed condition.

ID	Country	Longitude	Latitude	Minimum yield [t ha^{-1} yr^{-1}]	Maximum yield [t ha^{-1} yr^{-1}]	Mean yield [t ha^{-1} yr^{-1}]	Reference
1	US	-97.70	28.45	4.50	13.00	7.8	Muir et al., 2001
2	US	-89.94	30.30	6.00	16.00	10.1	Arundale et al., 2014a, 2014b; Heaton et al., 2008
3	US	-87.32	32.00	1.52	12.07	5.9	Bransby et al., 1990
4	US	-98.20	32.23	1.50	21.50	9.9	Muir et al., 2001; Sanderson et al., 1999
5	US	-85.90	32.44	3.71	34.60	11.3	Ma et al., 2001; Sladden et al., 1991
6	US	-85.65	32.82	3.43	9.67	7.0	Bransby et al., 1990
7	US	-87.87	33.88	0.44	13.39	8.4	Bransby et al., 1990
8	US	-85.97	34.28	2.04	9.93	5.9	Bransby et al., 1990
9	US	-88.90	35.60	7.8	16.9	12.4	Lemus, 2004
10	US	-78.70	35.70	5.1	16.7	10.9	Lemus, 2004
11	US	-83.95	35.88	11.40	23.20	18.0	Reynolds et al., 2000
12	US	-84.00	35.90	11.2	24.9	18.1	Lemus, 2004
13	US	-97.07	36.12	8.31	13.82	11.0	Aravindhakshan et al., 2011
14	China	109.32	36.85	2.36	16.55	8.6	Xu et al., 2005, 2008
15	US	-78.23	36.92	5.20	8.60	7.5	Parrish et al., 1990
16	US	-87.80	37.10	8.4	17.0	12.7	Lemus, 2004
17	US	-80.40	37.20	9.5	27.4	18.5	Lemus, 2004
18	US	-88.67	37.45	7.80	18.00	11.2	Arundale et al., 2014a, 2014b; Heaton et al., 2008
19	China	118.49	37.46	3.46	4.51	3.8	Gao et al., 2016:
20	US	-77.97	38.02	7.00	16.20	11.6	Parrish et al., 1990:
21	US	-78.10	38.20	11.2	20.4	15.8	Lemus, 2004
22	US	-88.39	38.38	4.00	16.00	11.4	Arundale et al., 2014a, 2014b; Heaton et al., 2008
23	US	-88.96	38.95	4.00	15.00	9.7	Arundale et al., 2014a; Heaton et al., 2008
24	China	113.18	39.55	4.40	9.30	6.9	Xiong et al., 2008
25	US	-79.90	39.60	12.8	20.5	16.7	Lemus, 2004
26	US	-90.82	39.81	8.00	15.00	10.3	Arundale et al., 2014a, 2014b; Heaton et al., 2008
27	US	-75.38	39.92	2.82	12.50	7.0	Stout et al., 1988
28	US	-96.77	39.99	1.90	15.69	6.2	Sanderson et al., 1999
29	US	-88.23	40.08	10.60	18.00	14.1	Arundale et al., 2014a; Heaton et al., 2008
30	China	116.12	40.19	4.20	5.90	5.2	Hou et al., 2010
31	US	-78.00	40.70	3.3	9.4	6.4	Sanderson, 2008
32	US	-93.42	40.97	5.80	17.40	10.2	Anderson et al., 1994
33	US	-93.40	41.00	6.8	13.1	10.0	Lemus et al., 2002
34	US	-83.07	41.37	2.30	7.70	5.1	Wright, 1990; Wright and Turhollow, 2010
35	US	-83.05	41.50	3.00	9.00	5.4	Wright, 1990; Wright and Turhollow, 2010
36	US	-88.85	41.85	4.00	14.10	9.0	Arundale et al., 2014a, 2014b; Heaton et al., 2008
37	US	-88.90	41.90	10.4	12.5	11.5	Heaton et al., 2008
38	US	-100.00	42.00	5.0	7.4	6.2	Schmer et al., 2010
39	US	-93.77	42.02	4.90	15.90	9.6	Anderson et al., 1994
40	US	-76.45	42.45	0.89	13.11	6.7	Pfeifer et al., 1990

41	US	-77.00	42.87	1.17	7.60	4.4	Pfeifer et al., 1990
42	US	-99.80	43.70	0.8	5.9	3.4	Mulkey et al., 2006
43	US	-100.00	44.00	4.2	8.8	6.5	Schmer et al., 2010
44	US	-96.70	44.20	1.0	6.0	3.5	Mulkey et al., 2006
45	US	-100.00	44.28	5.00	5.00	5.0	Hong et al., 2013
46	US	-96.77	44.32	7.50	7.50	7.5	Hong et al., 2013
47	Italy	11.50	44.40	7.9	11.5	9.7	Di Virgilio et al., 2007
48	US	-73.75	45.47	1.65	17.21	9.6	Madakadze et al., 1998a, 1998b, 1998c; 1999
49	US	-95.88	45.60	4.80	4.80	4.8	Hong et al., 2013
50	US	-97.23	46.65	3.50	12.80	9.4	Meyer et al., 1994
51	US	-97.02	46.95	7.30	10.30	9.0	Meyer et al., 1994
52	US	-100.00	47.00	5.6	5.8	5.7	Schmer et al., 2010
53	Germany	8.93	48.73	8.00	14.00	11.3	Meyer et al., 1994
54	Blegium	3.80	51.00	2.50	15.90	9.9	Muylle et al., 2015
55	UK	-0.35	51.80	1.19	13.97	6.8	Christian et al., 2002

15

Table S4. Location and yield of the sites for *Miscanthus* and switchgrass (specified in Fig. S1) under irrigated condition.

ID	Country	Longitude	Latitude	Minimum yield [t ha^{-1} yr^{-1}]	Maximum yield [t ha^{-1} yr^{-1}]	Mean yield [t ha^{-1} yr^{-1}]	Reference
1	China	108.06	34.27	3.5	44.2	16.7	Ma et al., 2011
2	China	106.47	36.01	2.8	10.6	6.2	Ma et al., 2011
3	Italy	14.35	37.38	1.2	30.6	18.0	Mantineo et al., 2009
4	Italy	15.06	37.42	3.9	27.0	16.7	Cosentino et al., 2007
5	Turkey	32.5	38.0	12.0	13.2	12.6	Acarglu and Aksoy, 2005
6	Portugal	-9.22	38.72	4.6	37.8	17.1	Clifton-Brown et al., 2001a
7	Greece	22.75	39.40	20.0	31.4	25.6	Danalatos et al., 2007
8	France	3.00	49.88	4.8	32.5	7.7	Zub et al., 2011
9	UK	0.40	51.70	8.3	19.7	14.0	Beale and Long, 1995
10	UK	0.43	51.73	19.4	19.4	19.4	Beale and Long, 1995

Table S5. Sensitivity analysis results of the parameters for (a) *Miscanthus* and (b) switchgrass

Parameter	**Sensitivity index**	
	Miscanthus	**switchgrass**
be	0.60	1.27
Tb	0.40	0.66
blai	0.03	0.17
Hunmax	0.21	0.02
TSAW	0.07	0.00

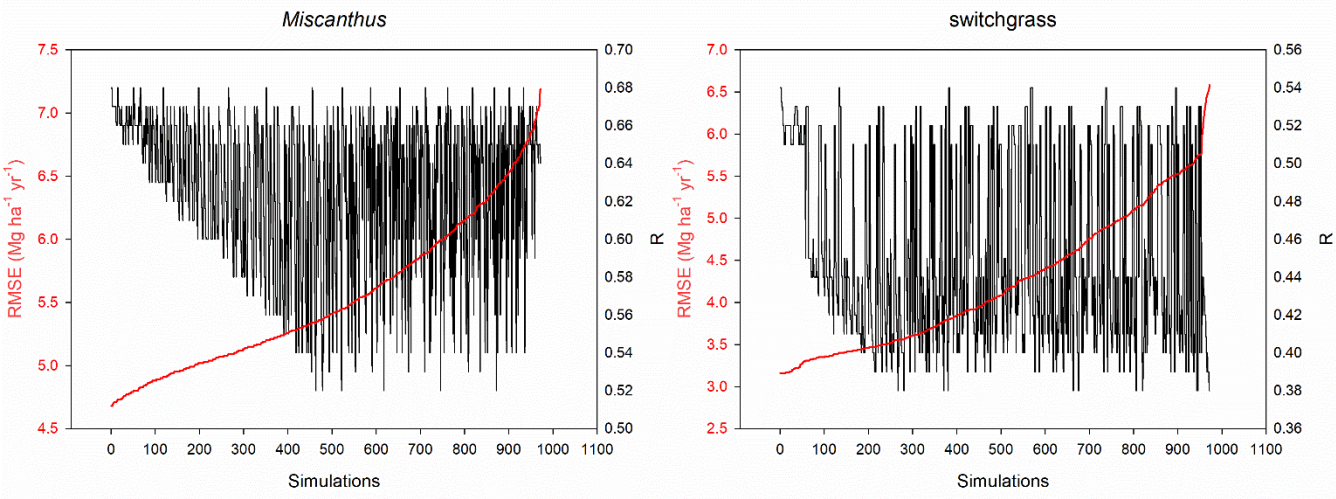

Fig. S1 Variation of the RMSE and corresponding R for the calibration.

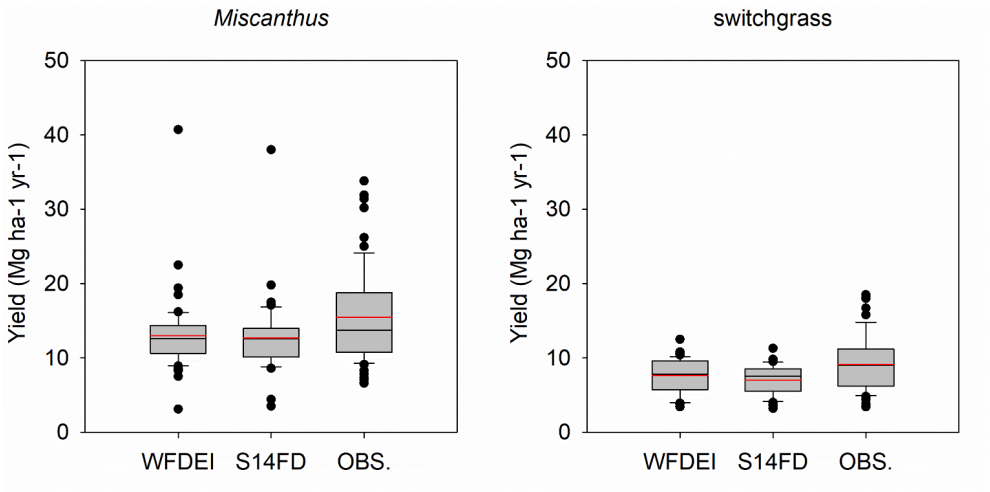

Fig. S2 Box plots showing the first (lower line), median (solid line) and third (upper line) quartiles of the yield for observed (OBS.) and simulated (with meteorological data driven by WFDEI and S14FD) *Miscanthus* and Switchgrass. The mean value is indicated by the red line.

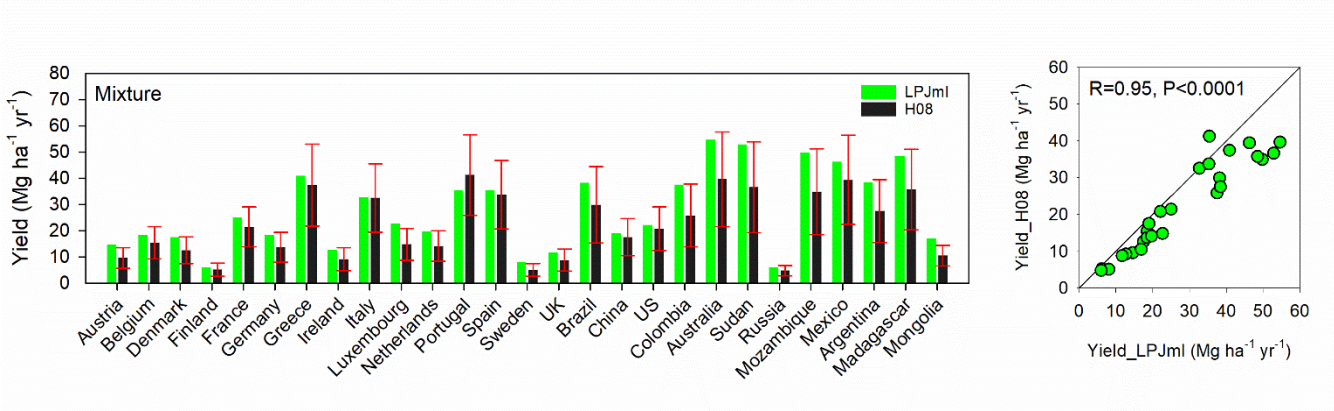

Fig. S3 Independent country-specific comparison of simulated yields from the enhanced H08 model and LPJmL under irrigated conditions.

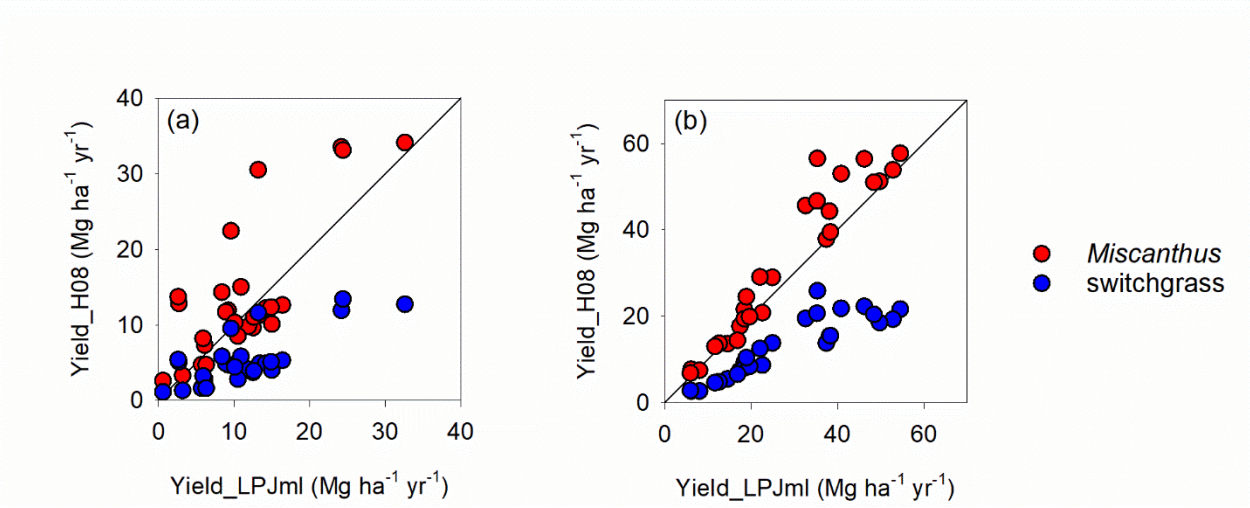

Fig. S4 Country-specific comparison of the simulated yields of *Miscanthus* and Switchgrass from the enhanced H08 model with the ensemble yield of LPJmL under rainfed (a) and irrigated conditions (b), respectively.

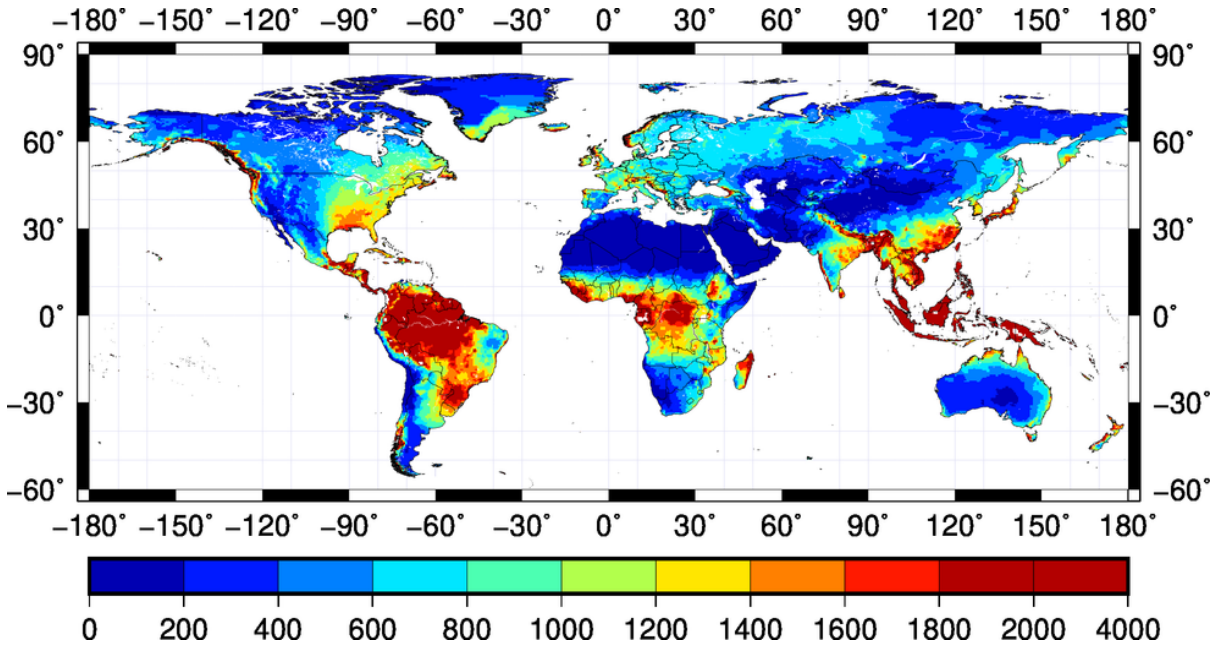

Fig. S5 Spatial distribution of averaged annual precipitation (mm yr^{-1}) from 1979 to 2016.

Reference

Acaroğlu, M. & Aksoy, A. Ş. The cultivation and energy balance of Miscanthus×giganteus production in Turkey. Biomass and Bioenergy 29, 42–48 (2005).

Anderson, I. C., Buxton, D. R. & Hallam, J. A. Selection of herbaceous energy crops for the western corn belt. Oak Ridge National Lab., TN (United States), (1994).

Angelini, L. G., Ceccarini, L., o Di Nasso, N. N. & Bonari, E. Comparison of Arundo donax L. and Miscanthus x giganteus in a long-term field experiment in Central Italy: Analysis of productive characteristics and energy balance. Biomass and bioenergy 33, 635–643 (2009).

Aravindhakshan, S. C., Epplin, F. M., Taliaferro, C. M. Economics of switchgrass and miscanthus relative to coal as feedstock for generating electricity. Biomass Bioenerg 34(9): 1375-1383 (2010).

Aravindhakshan, S. C., Epplin, F. M. & Taliaferro, C. M. Switchgrass, Bermudagrass, Flaccidgrass, and Lovegrass biomass yield response to nitrogen for single and double harvest. biomass and bioenergy 35, 308–319 (2011).

Arundale, R. A. et al. Yields of Miscanthus× giganteus and Panicum virgatum decline with stand age in the Midwestern USA. Gcb Bioenergy 6, 1–13 (2014a).

Arundale, R. A., Dohleman, F. G., Voigt, T. B. & Long, S. P. Nitrogen fertilization does significantly increase yields of stands of Miscanthus× giganteus and Panicum virgatum in multiyear trials in Illinois. BioEnergy Res. 7, 408–416 (2014b).

Beale, C. V & Long, S. P. Can perennial C4 grasses attain high efficiencies of radiant energy conversion in cool climates? Plant. Cell Environ. 18, 641–650 (1995).

Beuch, S., Boelcke, B. & Belau, L. Effect of the organic residues of Miscanthus× giganteus on the soil organic matter level of arable soils. J. Agron. Crop Sci. 184, 111–120 (2000).

Blair Gl, Ivory DA, Evans TR. Forages in Southeast Asian and South Pacific agriculture: proceedings of an international workshop held at Cisarua, Indonesia,19-23 August 1985, ACIAR Proceedings 1986. 12

Boehmel, C., Lewandowski, I. & Claupein, W. Comparing annual and perennial energy cropping systems with different management intensities. Agric. Syst. 96, 224–236 (2008).

Borkowska, H. & Molas, R. Yield comparison of four lignocellulosic perennial energy crop species. Biomass and bioenergy 51, 145–153 (2013).

Bransby, D. I., Sladden, S. E. & Kee, D. E. Selection and improvement of herbaceous energy crops for the southeastern USA. (Oak Ridge National Lab., TN (USA); Auburn Univ., AL (USA). Dept. of Agronomy and Soils, 1990).

Cadoux, S. et al. Implications of productivity and nutrient requirements on greenhouse gas balance of annual and perennial bioenergy crops. Gcb Bioenergy 6, 425–438 (2014).

Christian, D. G., Riche, A. B. & Yates, N. E. The yield and composition of switchgrass and coastal panic grass grown as a biofuel in Southern England. Bioresour. Technol. 83, 115–124 (2002).

Christian, D. G., Riche, A. B. & Yates, N. E. Growth, yield and mineral content of Miscanthus× giganteus grown as a biofuel for 14 successive harvests. Ind. Crops Prod. 28, 320–327 (2008).

Clifton-Brown, J. C. et al. Performance of 15 genotypes at five sites in Europe. Agron. J. 93, 1013–1019 (2001a).

Clifton-Brown, J. C., Jones, M. B. & Breuer, J. Yield performance of M.× giganteus during a 10 year field trial in Ireland. Asp. Appl. Biol. 153–160 (2001b).

Clifton-brown, J. C., Stampfl, P. F. & Jones, M. B. Miscanthus biomass production for energy in Europe and its potential contribution to decreasing fossil fuel carbon emissions. Global Chang. Biol. 10, 509–518 (2004).

Cosentino, S. L., Patane, C., Sanzone, E., Copani, V. & Foti, S. Effects of soil water content and nitrogen supply on the productivity of Miscanthus× giganteus Greef et Deu. in a Mediterranean environment. Ind. Crops Prod. 25, 75–88 (2007).

Danalatos, N. G., Archontoulis, S. V & Mitsios, I. Potential growth and biomass productivity of Miscanthus× giganteus as affected by plant density and N-fertilization in central Greece. Biomass and Bioenergy 31, 145–152 (2007).

Di Virgilio N, Monti A, Venturi G. Spatial variability of switchgrass (Panicum virgatumL.) yield as related to soil parameters in a small field. Field Crop Res. 101(2), 232–239 (2007)

Ercoli, L., Mariotti, M., Masoni, A. & Bonari, E. Effect of irrigation and nitrogen fertilization on biomass yield and efficiency of energy use in crop production of Miscanthus. F. Crop. Res. 63, 3–11 (1999).

Gao, L., Liu, J., Deng, B., Yang, F. & Zhang, Y. Effects of nitrogen level and harvest time on biomass yield and energy characteristics of switchgrass. Pratacultural Sci. 33, 110–115, [in Chinese] (2016).

Gauder, M., Graeff-Hönninger, S., Lewandowski, I. & Claupein, W. Long-term yield and performance of 15 different Miscanthus genotypes in southwest Germany. Ann. Appl. Biol. 160, 126–136 (2012).

Heaton, E. A., Dohleman, F. G. & Long, S. P. Meeting US biofuel goals with less land: the potential of Miscanthus. Global Chang. Biol. 14, 2000–2014 (2008).

Himken M, Lammel J, Neukirchen D, Czypionka-Krause U, Olfs H-W. Cultivation of Miscanthus under West European conditions: seasonal changes in dry matter production, nutrient uptake and remobilization. Plant Soil. 189(1), 117-26 (1997).

Hong, C. O., Owens, V. N., Lee, D. K. & Boe, A. Switchgrass, big bluestem, and indiangrass monocultures and their two-and three-way mixtures for bioenergy in the Northern Great Plains. BioEnergy Res. 6, 229–239 (2013).

Hou, X., Fan, X., Zuo, H., Wu, J. & Li, Z. Effects of nitrogen fertilizer on the growth characteristics and biomass yield of bioenergy grasses on abandoned sand excavation lands. Acta Agrestia Sin. 18, 268–279, [in Chinese] (2010).

Jeżowski, S. Yield traits of six clones of Miscanthus in the first 3 years following planting in Poland. Ind. Crops Prod. 27, 65–68 (2008).

Jeżowski, S., Głowacka, K. & Kaczmarek, Z. Variation on biomass yield and morphological traits of energy grasses from the genus Miscanthus during the first years of crop establishment. Biomass and Bioenergy 35, 814–821 (2011).

Jørgensen, U. Genotypic variation in dry matter accumulation and content of N, K and Cl in Miscanthus in Denmark. Biomass and Bioenergy 12, 155–169 (1997).

Kahle, P., Beuch, S., Boelcke, B., Leinweber, P. & Schulten, H.-R. Cropping of Miscanthus in Central Europe: biomass production and influence on nutrients and soil organic matter. Eur. J. Agron. 15, 171–184 (2001).

Lemus R, Brummer EC, Moore KJ, Molstad NE, Burras CL, Barker MF. Biomass yield and quality of 20 switchgrass populations in southern Iowa, USA. Biomass Bioenerg. 23(6), 433-42 (2002).

Lemus RW. Switchgrass as an Energy Crop: Fertilization, Cultivar, and Cutting Management. Dissertation 2004

Lewandowski, I. & Heinz, A. Delayed harvest of miscanthus—influences on biomass quantity and quality and environmental impacts of energy production. Eur. J. Agron. 19, 45–63 (2003).

Lewandowski, I. & Kicherer, A. Combustion quality of biomass: practical relevance and experiments to modify the biomass quality of Miscanthus x giganteus. Eur. J. Agron. 6, 163–177 (1997).

Lewandowski, I. et al. Environment and harvest time affects the combustion qualities of genotypes. Agron. J. 95, 1274–1280 (2003).

Ma, Y., An, Y., Shui, J. & Sun, Z. Adaptability evaluation of switchgrass (Panicum virgatum L.) cultivars on the Loess Plateau of China. Plant Sci. 181, 638–643 (2011).

Ma, Z., Wood, C. W. & Bransby, D. I. Impact of row spacing, nitrogen rate, and time on carbon partitioning of switchgrass. Biomass and Bioenergy 20, 413–419 (2001).

Madakadze, I. C. et al. Leaf area development, light interception, and yield among switchgrass populations in a short-season area. Crop Sci. 38, 827–834 (1998a).

Madakadze, I. C. et al. Light interception, use-efficiency and energy yield of switchgrass (Panicum virgatum L.) grown in a short season area. Biomass and Bioenergy 15, 475–482 (1998b).

Madakadze, I. C., Coulman, B. E., Mcelroy, A. R., Stewart, K. A. & Smith, D. L. Evaluation of selected warm-season grasses for biomass production in areas with a short growing season. Bioresour. Technol. 65, 1–12 (1998c).

Madakadze, I. C., Stewart, K. A., Peterson, P. R., Coulman, B. E. & Smith, D. L. Cutting frequency and nitrogen fertilization effects on yield and nitrogen concentration of switchgrass in a short season area. Crop Sci. 39, 552–557 (1999).

Mantineo, M., D'agosta, G. M., Copani, V., Patanè, C. & Cosentino, S. L. Biomass yield and energy balance of three perennial crops for energy use in the semi-arid Mediterranean environment. F. Crop. Res. 114, 204–213 (2009).

Meyer, D. W. Evaluation of herbaceous biomass crops in the northern Great Plains. (1994).

Muir, J. P., Sanderson, M. A., Ocumpaugh, W. R., Jones, R. M. & Reed, R. L. Biomass production of 'Alamo'switchgrass in response to nitrogen, phosphorus, and row spacing. Agron. J. 93, 896–901 (2001).

Mulkey V, Owens V, Lee D. Management of switchgrass-dominated Conservation Reserve Program lands for biomass production in South Dakota. Crop Sci. 46(2), 712-20 (2006).

Muylle, H. et al. Yield and energy balance of annual and perennial lignocellulosic crops for bio-refinery use: a 4-year field experiment in Belgium. Eur. J. Agron. 63, 62–70 (2015).

o Di Nasso, N. N., Roncucci, N., Triana, F., Tozzini, C. & Bonari, E. Seasonal nutrient dynamics and biomass quality of giant reed (Arundo donax L.) and miscanthus (Miscanthus x giganteus Greef et Deuter) as energy crops. Ital. J. Agron. 6, 24 (2011).

Parrish, D. J., Wolf, D. D., Daniels, W. L., Vaughn, D. H. & Cundiff, J. S. Perennial species for optimum production of herbaceous biomass in the Piedmont. (Oak Ridge National Lab., TN (USA); Virginia Polytechnic Inst. and State Univ., Blacksburg, VA (USA), 1990).

Pfeifer, R. A., Fick, G. W., Lathwell, D. J. & Maybee, C. Screening and Selection of Herbaceous Species for Biomass Production in the Midwest/Lake States: Final Report 1985-1989. ORNL/Sub/85-27410/5, Submitt. to Biomass Feed. Dev. Program, Oak Ridge Natl. Lab. Oak Ridge, Tennessee (1990).

Poeplau, C. & Don, A. Soil carbon changes under Miscanthus driven by C4 accumulation and C3 decompostion–toward a default sequestration function. Gcb Bioenergy 6, 327–338 (2014).

Price, L., Bullard, M., Lyons, H., Anthony, S. & Nixon, P. Identifying the yield potential of Miscanthus x giganteus: an assessment of the spatial and temporal variability of M. x giganteus biomass productivity across England and Wales. Biomass and Bioenergy 26, 3–13 (2004).

Reynolds, J. H., Walker, C. L. & Kirchner, M. J. Nitrogen removal in switchgrass biomass under two harvest systems. Biomass and Bioenergy 19, 281–286 (2000).

Richter, G. M., Riche, A. B., Dailey, A. G., Gezan, S. A. & Powlson, D. S. Is UK biofuel supply from Miscanthus water-limited? Soil Use Manag. 24, 235–245 (2008).

Sanderson M. A. Upland switchgrass yield, nutritive value, and soil carbon changes under grazing and clipping. Agron J. 100(3), 510-6 (2008).

Sanderson, M. A., Read, J. C. & Reed, R. L. Harvest management of switchgrass for biomass feedstock and forage production. Agron. J. 91, 5–10 (1999).

Schmer MR, Mitchell RB, Vogel KP, Schacht WH, Marx DB. Spatial and temporal effects on switchgrass stands and yield in the Great Plains. Bioenerg Res. 3(2), 159-71 (2010).

Schwarz, H. Miscanthus sinensis ‘giganteus’ production on several sites in Austria. Biomass and Bioenergy 5, 413–419 (1993).

Schwarz, H., Liebhard, P., Ehrendorfer, K. & Ruckenbauer, P. The effect of fertilization on yield and quality of Miscanthus sinensis ‘Giganteus’. Ind. Crops Prod. 2, 153–159 (1994a).

Schwarz, K. U., Murphy, D. P. L. & Schnug, E. Studies of the growth and yield of Miscanthus× giganteus in Germany. Asp. Appl. Biol. 533–540 (1994b).

Sladden S, Bransby D, Aiken G. Biomass yield, composition and production costs for eight switchgrass varieties in Alabama. Biomass Bioenerg. 1(2), 119-22 (1991).

Stout, W. L., Jung, G. A. & Shaffer, J. A. Effects of soil and nitrogen on water use efficiency of tall fescue and switchgrass under humid conditions. Soil Sci. Soc. Am. J. 52, 429–434 (1988).

Strullu, L., Cadoux, S., Preudhomme, M., Jeuffroy, M.-H. & Beaudoin, N. Biomass production and nitrogen accumulation and remobilisation by Miscanthus× giganteus as influenced by nitrogen stocks in belowground organs. F. Crop. Res. 121, 381–391 (2011).

Van der Werf, H. M. G., Meijer, W. J. M., Mathijssen, E. & Darwinkel, A. Potential dry matter production of Miscanthus sinensis in The Netherlands. Ind. Crops Prod. 1, 203–210 (1992).

Wang, D. et al. Impact of nitrogen allocation on growth and photosynthesis of Miscanthus (Miscanthus× giganteus). Gcb Bioenergy 4, 688–697 (2012).

Wright, L. & Turhollow, A. Switchgrass selection as a 'model' bioenergy crop: a history of the process. Biomass and Bioenergy 34, 851–868 (2010).

Wright, N. A. Screening of herbaceous species for energy crops on wet soils in Ohio. in Advances in new crops. Proceedings of the first national symposium'New crops: research, development, economics', Indianapolis, Indiana, USA, 23-26 October 1988. 263–267 (Timber Press, 1990).

Xiong, S., Zhang, Q.-G., Zhang, D.-Y. & Olsson, R. Influence of harvest time on fuel characteristics of five potential energy crops in northern China. Bioresour. Technol. 99, 479–485 (2008).

Xu, B. C., Li, F. M. & Shan, L. Switchgrass and milkvetch intercropping under 2: 1 row-replacement in semiarid region, northwest China: Aboveground biomass and water use efficiency. Eur. J. Agron. 28, 485–492 (2008).

Xu, B., Shan, L. & Li, F. Aboveground biomass and water use efficiency of an introduced grass Panicum virgatum in the semi arid loess hilly-gully region. Acta Ecol. Sin. 25, 2206–2213, [in Chinese] (2005).

Zatta, A., Clifton-Brown, J., Robson, P., Hastings, A. & Monti, A. Land use change from C3 grassland to C4 Miscanthus: effects on soil carbon content and estimated mitigation benefit after six years. Gcb Bioenergy 6, 360–370 (2014).

Zub, H. W., Arnoult, S. & Brancourt-Hulmel, M. Key traits for biomass production identified in different Miscanthus species at two harvest dates. Biomass and Bioenergy 35, 637–651 (2011).