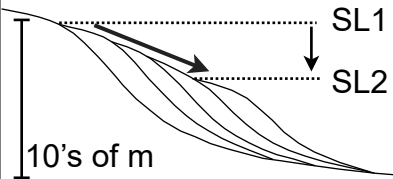
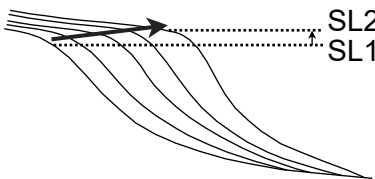
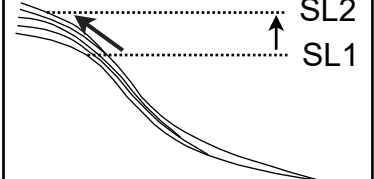
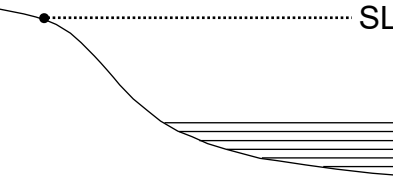
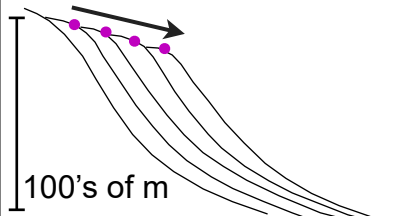
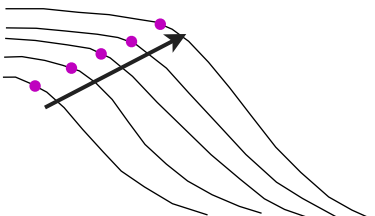
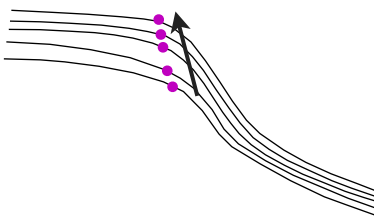
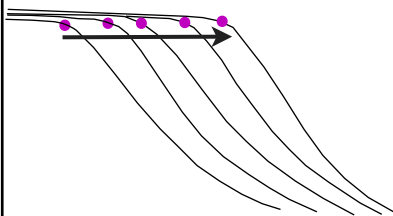
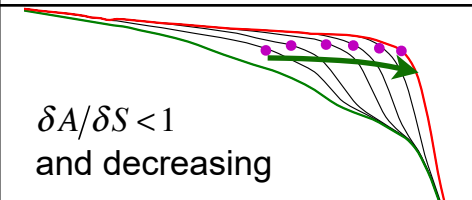
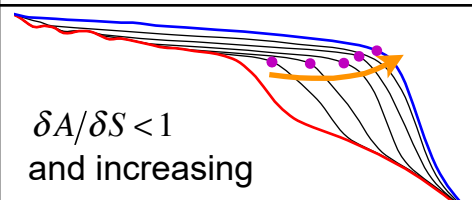
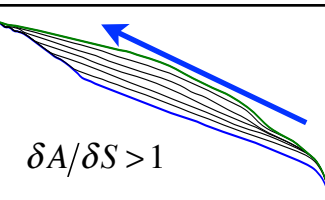


Trajectory analysis method	Shoreline	DRTC	ARTC	TTC	Stationary	
						
Shelf edge	DTC	ATC	T	Stationary or flat		
						
Accommodation succession method	Aggradation to progradation to degradation (APD)		Progradation to aggradation (PA)		Retrogradation (R)	Offlap break
						<div><div></div> MRS</div> <div><div></div> SB</div> <div><div></div> MTS</div>